

CENTENNIAL SEASON



T



2016-17 MEDIA GUIDE



HERE'S TO A SEASON OF NEW HEIGHTS.

Proud to fly your Maple Leafs.



OFFICIAL AIRLINE OF
THE TORONTO MAPLE LEAFS.

AIR CANADA 



"The Toronto Maple Leafs", "Leafs" and associated word marks and logos are registered trademark of Maple Leaf Sports & Entertainment Partnership, used under license by Air Canada © 2016 MLSE and the National Hockey League. All Rights Reserved.



TORONTO MAPLE LEAF HOCKEY CLUB

50 BAY STREET, SUITE 500 TORONTO, ON M5J 2L2

(416) 815-5700

NHL.com/mapleleafs | @MapleLeafs | @LeafsPR



Editors:

Scott McNaughton, Ian Meagher, Chris Lund, Steve Keogh

Editorial Contributions:

MLSE Design Group (Ryan Gardiner, Louis Cohen, Matt Coyle, Maddison Roberts), Mike Ferriman, Dave Haggith, Akasha Di Tomasso, Melissa Perri, Drew Rogers

Publisher:

Toronto Maple Leaf Hockey Club

Graphic Design and Layout:

PixellFox (Marnie van der Laan)

Photos and Headshots:

Getty Images, Graig Abel, Jonathan Bielaski

Archival Photos:

Hockey Hall of Fame (Craig Campbell)

Uniform Illustrations:

Andrew M. Greenstein

Special thanks to Bob Waterman and Randy Robles of Elias Sports Bureau.



Graphic Design
Marnie van der Laan
519-807-1833



Printing by Spalding Creative
Communications Inc.
spaldingcreative.com

TORONTO MAPLE LEAFS 2016-17 SCHEDULE

SUN	MON	TUE	WED	THU	FRI	SAT
OCTOBER						1
2	3	4	5	6	7	8
9	10	11	12 OTT** 7:00 SN	13	14	15 BOS* 7:00 HNIC
16	17	18	19 WPG** 8:00 SN	20 MIN* 8:00 TSN4	21	22 CHI** 7:00 HNIC
23	24	25 TBL** 7:30 SN1	26	27 FLA* 7:30 TSN4	28	29 MTL* 7:00 HNIC
30 NYI** 6:00 SN	31					
NOVEMBER		1 EDM* 7:30 TSN4	2	3 BUF** 7:00 SNO	4	5 VAN* 7:00 HNIC
6	7	8 LAK** 7:30 TSN4	9	10	11 PHI* 7:00 TSN4	12 PIT** 7:00 HNIC
13	14	15 NSH** 7:30 SNO	16	17 FLA* 7:30 TSN4	18	19 MTL** 7:00 HNIC
20	21	22 CAR* 7:00 TSN4	23 NJD** 7:00 SN	24	25	26 WSH* 7:00 HNIC
27	28	29 EDM** 9:00 TSN4	30 CGY* 8:30 SN			
DECEMBER				1	2	3 VAN** 7:00 HNIC
4	5	6	7 MIN* 7:30 SN	8	9	10 BOS** 7:00 HNIC
11 COL* 7:00 SN	12	13 SJS** 7:30 TSN4	14	15 ARI* 7:30 SNO	16	17 PIT* 7:00 HNIC
18	19 ANA** 7:30 SNO	20	21	22 COL* 9:00 TSN4	23 ARI** 9:00 SNO	24
25	26	27	28 FLA** 7:00 SN	29 TBL* 7:30 SNO	30	31
JANUARY						
1 DET* 3:00 SN	2	3 WSH** 7:00 TSN4	4	5	6 NJD* 7:30 SNO	7 MTL* 7:00 HNIC
8	9	10	11	12	13 NYR** 7:00 TSN4	14 OTT* 7:00 HNIC
15	16	17 BUF** 7:30 SNO	18	19 NYR* 7:30 TSN4	20	21 OTT** 7:00 HNIC
22	23 CGY* 7:30 TSN4	24	25 DET** 7:00 SN	26 PHI* 7:00 SNO	27	28
29	30	31 DAL** 8:30 SNO				
FEBRUARY			1	2 STL* 8:00 TSN4	3	4 BOS** 7:00 HNIC
5	6 NYI** 7:00 SN	7 DAL* 7:30 TSN4	8	9 STL** 7:30 SNO	10	11 BUF* 7:00 HNIC
12	13	14 NYI* 7:30 TSN4	15 CBJ** 7:00 SN	16	17	18 OTT* 7:00 HNIC
19 CAR** 7:30 SN	20	21 WPG* 7:30 TSN4	22	23 NYR** 7:30 SNO	24	25 MTL** 7:00 HNIC
26	27	28 SJS* 10:30 SNO				
MARCH			1	2 LAK** 10:30 SNO	3 ANA* 10:00 TSN4	4
5	6	7 DET** 7:30 TSN4	8	9 PHI* 7:30 SNO	10	11 CAR** 7:00 HNIC
12	13	14 FLA* 7:30 TSN4	15	16 TBL** 7:30 SNO	17	18 CHI* 7:00 HNIC
19	20 BOS** 7:30 TSN4	21	22 CBJ* 7:00 SN	23 NJ** 7:30 SNO	24	25 BUF* 7:00 HNIC
26	27	28 FLA** 7:30 TSN4	29	30 NSH* 8:00 TSN4	31	
APRIL						1 DET* 7:00 HNIC
2	3 BUF* 7:00 SNO	4 WSH** 7:30 TSN4	5	6 TBL** 7:30 TSN4	7	8 PIT** 7:00 HNIC
9 CBJ* 6:00 SN						

ALL TIMES EASTERN

SN / SN 360 – SPORTSNET (National) / SN1/SNO – SPORTSNET ONTARIO (Regional) [32 Games]		HNIC – HOCKEY NIGHT IN CANADA [22 Games]
TSN4 [26 Games]	SPORTSNET 590 THE FAN* [41 Games]	
		TSN RADIO 1050 TORONTO** [41 Games]
HOME GAMES		ROAD GAMES

TABLE OF CONTENTS

Maple Leafs 2016-17 Schedule	2
Contents.....	3
Staff Directory.....	4
Board of Directors	7
Executive and Management Biographies	8
Coaching Staff	22
Scouting Staff.....	27
Hockey Operations Staff	28
MLSE Foundation	30
Maple Leafs Alumni Association	32
Maple Leafs Centennial Season	35

PLAYERS

Player Biographies	40
Players in the System.....	102
2016-17 Player Personnel	108
All-Time Draft Choices.....	110

2015-16 REVIEW

Game-By-Game Results.....	116
Transactions	122
Individual and Team Records	124
Regular Season Statistics	126
Shootout Statistics.....	127
Last Time The Maple Leafs.....	128
Miscellaneous Statistics.....	130
NHL Standings and League Leaders	131

OPPONENTS

Leafs vs. NHL Clubs	134
NHL Team Directories.....	164

HISTORY

A Brief History of the Maple Leafs	169
Record Year-By-Year	172
Opening Night History	174
All-Time Home and Away Records	176
Leadership	177
Year-By-Year Results	178
All-Time Player Roster.....	276
Goaltending Records	292
All-Time Scoring Leaders.....	295
Individual Leaders By Year	296
All-Time Stats Leaders.....	298
Team Records	302
Individual Records	307
All-Time Hat Tricks	314
All-Time Penalty Shots.....	322
All-Time Shootout Results.....	324
Game-By-Game Overtime Results.....	328
Biggest Wins/Losses.....	332
Year-By-Year Team Streaks	334
Postponed/Rescheduled Games	336

Holiday Game Records.....	337
All-Time Player Transactions	338
This Date In Leafs History	346
The Conn Smythe Trophy	349
Trophy Winners	350
NHL Awards	352
All-Stars	353
All-Time Sweater Numbers.....	356
Hockey Hall of Fame Inductees.....	360
Uniform History	364
Former Venues.....	368
Legends Row	370

HONOURED PLAYERS

Syl Apps.....	374
George Armstrong.....	375
Irvine "Ace" Bailey.....	376
Bill Barilko.....	377
Johnny Bower.....	378
Walter "Turk" Broda.....	379
Frank "King" Clancy.....	380
Wendel Clark.....	381
Charlie Conacher.....	382
Clarence "Hap" Day.....	383
Doug Gilmour.....	384
Tim Horton.....	385
Leonard "Red" Kelly.....	386
Ted "Teeder" Kennedy.....	387
Frank Mahovlich.....	388
Borje Salming.....	389
Darryl Sittler.....	390
Mats Sundin.....	391

PLAYOFF HISTORY

All-Time Playoff Results.....	394
All-Time Playoff Record By Team.....	418
All-Time Playoff Player Roster.....	422
Individual Playoff Leaders By Year.....	430
All-Time Playoff Shutouts.....	432
All-Time Playoff Scoring Leaders.....	433
All-Time Playoff Overtime Results.....	434
Playoff Records.....	436

STANLEY CUPS

Stanley Cup Championship Teams	448
Stanley Cup Final Statistics.....	461

MEDIA INFORMATION

General Media Info.....	464
Air Canada Centre	465
2016-17 NHL Info.....	469
Leafs TV/Broadcast Team.....	475

STAFF DIRECTORY

MAPLE LEAF SPORTS & ENTERTAINMENT

50 Bay Street, Suite 500, Toronto, ON, M5J 2L2
Website: www.theaircanadacentre.com

Board of Directors & Staff

George Cope, Dale Lastman (Alternate NHL Governor), Guy Laurence, Bernard Le Duc, Edward Rogers, Larry Tanenbaum, O.C. (Chairman of the Board and NHL Governor), Anthony Staffieri, Siim Vanaselja

MLSE Management

Chairman, NHL Governor.....	Larry Tanenbaum, O.C.
Alternate NHL Governor.....	Dale Lastman
President & Chief Executive Officer.....	Michael Friisdahl
President and Alternate NHL Governor.....	Brendan Shanahan
Chief Financial Officer.....	Ian Clarke
Chief Venues and Operations Officer.....	Nick Eaves
Chief Commercial Officer.....	Dave Hopkinson
Chief Legal & Development Officer.....	Peter Miller
Chief Project Development Officer.....	Bob Hunter
Senior Vice President, Marketing & Fan Experience.....	Shannon Hosford
Senior Vice President, Finance.....	Michael Lepore
Senior Vice President, Music and Live Events.....	Wayne Zronik
Vice President, Human Resources.....	Kim Carter
Vice President, Global Partnerships.....	Jeff Deline
Vice President, Sales & Service.....	Tom Pistore
Vice President, Technology.....	Sasha Puric
President, Toronto Raptors.....	Masai Ujiri
President, Toronto FC.....	Bill Manning

TORONTO MAPLE LEAF HOCKEY CLUB

Phone: (416) 815-5700..... Team Website: www.mapleleafs.com

Maple Leafs Management

President and Alternate Governor.....	Brendan Shanahan
General Manager.....	Lou Lamoriello
Assistant General Manager.....	Kyle Dubas
Assistant General Manager.....	Mark Hunter
Assistant to the General Manager.....	Brandon Pridham
Senior Advisor.....	Cliff Fletcher
Head Coach.....	Mike Babcock
Assistant Coaches.....	Jim Hiller, D.J. Smith, Andrew Brewer
Goaltending Coach.....	Steve Briere
Special Assignment Coach.....	Jacques Lemaire
Director, Hockey and Scouting Operations.....	Reid Mitchell
Director, Team Services and Hockey Operations.....	Bradley Holland
Director, Player Evaluation.....	Jim Paliafito
Director, United States Scouting.....	John Lilley
Director, Eastern Area Scouting.....	Lindsay Hofford
Director, Western Area Scouting.....	Tim Speltz
Director, European Scouting.....	Ari Vuori
Amateur Scouts.....	Thommie Bergman, Patrick Charbonneau, Dale Derkatch, Radim Jelinek, Mike Gerrits, Nikolai Ladygin, Garth Malarchuk, Tony Martino, Evgeny Namestnikov, Robert Nordmark, Real Paiement, Jim Vesey
Director, Pro Scouting.....	Dave Morrison
Pro Scouts.....	Tommy Albelin, Troy Bodie, Mike Penny, Bryan Stewart, Tom Watt
Director, Hockey Research and Development.....	Darryl Metcalf
Hockey Research and Development Analyst.....	Cam Charron, Bruce Peter, Rob Pettapiece
Director, Player Development.....	Scott Pellerin
Player Development Consultant.....	Darryl Belfry
Skating Development Consultant.....	Barbara Underhill
Skill Development Consultant.....	Mike Ellis
Goaltending Consultant.....	Brian Daccord
Video and Technical Services Analyst.....	Adam Jancelewicz
Video Analyst.....	Jordan Bean
Executive Assistant to the President and Alternate Governor.....	Laura Patterson
Executive Assistant to the GM.....	Meghan Arnoldi
Administrative Assistant, Hockey Operations.....	Leanne Hederson
Community Representatives.....	Wendel Clark, Darryl Sittler, George Armstrong

STAFF DIRECTORY

Maple Leafs Medical and Training Staff

Director, Sports Science and Performance	Dr. Jeremy Bettle
Director, Rehabilitation	Ryan Morrison
Head Athletic Therapist	Paul Ayotte
Assistant Athletic Therapist	Jon Geller
Strength and Conditioning Coach	Matthew J. Herring
Assistant Strength and Conditioning Coach	Louis Rojas
Massage Therapist	Todd Bean
Nutritionist	Jennifer Sygo
Medical Director, Maple Leafs and Marlies	Dr. Noah Forman
Orthopedic Consultant	Dr. John Theodoropoulos
Team Dentists	Dr. Marvin Lean, Dr. Charles Goldberg

Maple Leafs Equipment Staff

Equipment Manager	Brian Papineau
Assistant Equipment Manager	Bobby Hastings
Assistant Equipment Manager	Tom Blatchford

Maple Leafs Communications

Director, Media Relations	Steve Keogh
Senior Manager, Media Relations	Scott McNaughton
Coordinator, Media Relations	Ian Meagher
Coordinator, Media Relations	Chris Lund
Senior Director, Corporate Communications	Dave Haggith
Manager, Corporate Communications	Abby Albino
Coordinator, Corporate Communications	Akasha Di Tomasso
Coordinator, Community and Internal Communications	Melissa Perri
Alumni Coordinator	Drew Rogers

Maple Leafs Game Presentation

Director, Game Presentation	Anton Wright
Manager, Game Presentation	Taylor Dean
Manager, Game Presentation	Fraser Gillan
Coordinator, Game Presentation	Melissa Bromley

Community Affairs

Head of Community Affairs	Michael Bartlett
---------------------------------	------------------

Community & Sport Partnerships

Director, Community & Sports Partnerships	David De Freitas
Manager, Community & Player Relations	Jason Schwabe
Coordinator, Community & Player Relations	Russell Gray
Manager, Sport Development	Katherine Brien
Coordinator, Hockey Development	Greg Schell

MLSE Foundation

Campaign Director	Chris Baker
Manager, Community Development	Lindsay Carter
Manager, Philanthropy	Erika Minkhorst
Coordinator, Philanthropy	Kelley Still
Community Development Officer	Kendra Kerr
Coordinator, Community Partnerships	Braedan Szucs
Coordinator, Community Development	Megan Moore
Specialist, In Arena Fundraising	Shellie Thomas

MLSE Business Operations

Head of Brand, Marketing	David Freeman
Senior Director, Service	Sumit Arora
Senior Director, Music & Global Partnerships	Melissa Bubb-Clarke
Senior Director, Business Intelligence & Platforms	Jonathan Carrigan
Senior Legal Counsel	Darren Kirkwood
Senior Director, Technology	Luke Mellors
Senior Director, Creative	Rebecca Ross
Senior Director, Marketing Services	Caroline Wright
Senior Director, Global Partnerships	Jordan Vader
Director, Global Partnerships	Patrick Bakker

STAFF DIRECTORY

Director, Learning & Development.....	Michael Bianchi
Director, Ticket Administration.....	Hayley Chapman
Director, Premium Sales.....	Neil Claydon
Director, Content Optimization.....	Dave Carpenter
Director, Digital Strategy & Product Development.....	Michael Cohen
Creative Director.....	Matt Coyle
Director, Global Partnerships.....	Patsy Coyle
Director, Sales.....	Billy Cranney
Director, Global Partnerships.....	Galen Davies
Director, Partnerships & Programs, MLSE Launchpad.....	Bridgette Estrela
Director, Marketing, Toronto Maple Leafs.....	Mike Ferriman
Director, Labour Relations & Compliance.....	Les Fisher
Executive Producer, Marketing.....	Michael Gelfand
Director, Global Partnerships.....	Jon Gottfried
Director, Internal Audit.....	Steve Greenidge
Director, Finance.....	Damien Hall
Director, Finance, Toronto Maple Leafs.....	Steve Hare
Director, IT.....	Blerina Hoxha
Director, Payroll.....	Randi Jakobsen
Director, Security & Personnel.....	Kevin Kempcke
Director, Media Relations, Toronto Raptors.....	Jim LaBumbard
Legal Counsel.....	Matthew Lawless
Director, Sales, Toronto Marlies.....	Marc Lira
Director, Team Operations, Toronto Marlies.....	Brad Lynn
Director, Live Entertainment & Event Marketing.....	Deirdre Molloy
Director, Global Partnerships.....	Eric Nachman
Director, Premium Service and Operations.....	Matt O'Brien
Director, Research & Analytics.....	Sean O'Brien
Director, Live Events.....	Natalie Ollson
Director, IT.....	Anil Pillai
Director, Strategic Planning.....	Michael Selman
Director, Internal Communications.....	Roopa Shah
Director, Global Partnerships.....	Andrew Stokes
Director, Financial Planning & Analysis.....	James Suh
Director, Measurement & Evaluation, MLSE Launchpad.....	Marika Warner
Director, Sales.....	Anton Wimmer
Director, Global Partnerships.....	Stephanie Withall
Director, Business Analytics.....	Jonathan Zammit

Air Canada Centre

General Manager, Air Canada Centre Operations.....	Vince Bozzo
Director, Venue Technology.....	David August
Director, Retail Merchandising.....	Mark Blanchard
Director, Food & Beverage, Quick Service.....	Paul Colicchio
Director, Project Development.....	Kevin Huschilt
Director, Building Operations & Project Management.....	Bryan Leslie
Director, Catering Sales.....	Deborah Muise
Director, Employee Service Excellence.....	Andrea Roberts
Director, Venue Programming & Live Event Management.....	Tricia Silliphant
Director, Live Production & Venue Technology.....	Jim Steele
Senior Audio Engineer & Venue Technology Operations Supervisor.....	Courtney Ross

Television and Radio Broadcast / Digital

Director, Business Development.....	Aaron Lafontaine
Executive Assistant.....	Pina Dell'Anno
Manager, Networks Programming.....	Sara Neale
Manager, Broadcast Resources.....	Tanya Dalla-Nora
Producer, Networks.....	Scott Wallace, Chris McWade, Heather Pyneart
Associate Producers, Networks.....	Nicole Burns, Kenny Mayhew
Talent, Leafs TV.....	Joe Bowen, Todd Crocker, Danielle Emanuele, Paul Hendrick, Bob McGill
Radio, Play-By-Play.....	Joe Bowen
Radio, Analyst.....	Jim Ralph
Manager, Digital Strategy.....	Jordan Markowski
Digital Community Manager.....	Sherry Jean
Writer, MapleLeafs.com.....	Adam Proteau

Board of Directors



LAWRENCE M. TANENBAUM, O.C.

Kilmer Sports Inc.
Chairman of the Board
NHL Governor



GEORGE COPE
BCE and
Bell Canada



DALE H. LASTMAN
Goodmans LLP
Alternate
NHL Governor



GUY LAURENCE
Rogers
Communications Inc.



EDWARD ROGERS
Rogers
Communications Inc.



ANTHONY STAFFIERI
Rogers Communications
Inc.



BERNARD
LE DUC
BCE and Bell Canada



SIIM VANASELJA
Bell Canada



BRINGING THE WORLD TO ITS FEET

LARRY TANENBAUM



LAWRENCE M. (LARRY) TANENBAUM, O.C. CHAIRMAN OF THE BOARD, MAPLE LEAF SPORTS & ENTERTAINMENT

Larry Tanenbaum was appointed Chairman of Maple Leaf Sports & Entertainment in July 2003. He also serves as a Governor of the NBA for the Toronto Raptors, of the NHL for the Toronto Maple Leafs and of Major League Soccer for Toronto FC, and is Co-Owner of the Toronto Argonauts Football Club. He is a Member of the Board and Executive Committee of the Hockey Hall of Fame in Toronto, Ontario.

Mr. Tanenbaum was the primary force in bringing an NBA franchise to Toronto. In the early 1990's, Tanenbaum attempted to move established NBA clubs to Toronto and then, as head of the Palestra Group, he initiated the expansion process that introduced the NBA to Canada. Although he was unsuccessful in being awarded the initial expansion franchise, Tanenbaum established himself in NBA circles and the city as a legitimate contender for an NBA team.

In 1996, Mr. Tanenbaum acquired an interest in the Toronto Maple Leafs of the National Hockey League and Maple Leaf Gardens, Limited (now Maple Leaf Sports & Entertainment). With MLG's purchase of the Raptors and Air Canada Centre in February 1998, Tanenbaum fulfilled his goal of NBA and NHL ownership in Toronto under the same group.

Mr. Tanenbaum is also a member of the Advisory/Finance Committee - the senior most committee of the NBA Board of Governors which considers and makes recommendations to the Board concerning a wide range of financial and league business matters.

Mr. Tanenbaum is Chairman and Chief Executive Officer of Kilmer Van Nostrand Co. Limited (Kilmer). Under his direction, Kilmer developed into a multi-faceted civil engineering and construction company whose operating divisions covered road building and paving, ready-mix concrete, aggregates, heavy construction, trucking and pipe manufacturing. Kilmer's road building, paving and aggregates operations were conducted through Kilmer's wholly owned subsidiary, The Warren Paving & Materials Group Limited. Mr. Tanenbaum served as Chairman of Warren, which, until its merger with Lafarge North America, was Canada's largest asphalt paving and aggregate company. In December 2000 Warren was merged into Lafarge North America Inc., North America's largest diversified construction materials company and supplier of cement, aggregates and concrete, and other materials for residential, commercial, institutional and public works construction in the United States and Canada. As a result of this merger, Kilmer became a significant shareholder in Lafarge, and Mr. Tanenbaum served on the Board and chaired its Finance Committee until the 2006 buyout by its parent company, Lafarge SA of France.

Today, Kilmer's roots in construction are expressed through innovative real estate development and leading edge public private partnerships (P3). Its Kilmer Brownfield Equity Fund reclaims contaminated land in the urban context, through sophisticated risk management and optimizing for highest and best use. Its Kilmer Developments is currently managing three P3's: The Quickload Container Examination Facility in

LARRY TANENBAUM

Prince Rupert, B.C.; the 20 Ontario Highway Service Centre locations under the ONroute banner, in partnership with HMS Host and Canadian Tire; and in partnership with Dream, designed, financed and constructed the 2015 Pan Am Games Athletes' Village, which has been converted into condominiums as part of the Canary District Project. Most recently, Kilmer was part of the consortium that acquired the passenger terminal operations at Billy Bishop Toronto City Airport.

In addition, Mr. Tanenbaum serves as Chairman of Kilmer Capital Partners Limited, a private equity investment fund manager, which provides equity capital to small and mid-market companies, and is dedicated to building leading companies in partnership with management. Kilmer Capital's investments have included Give and Go Prepared Foods Corp., McGregor Industries Inc., Unisync Corp. Inc., Vansco Electronics Ltd. and Tribal Sportswear. Kilmer Private Equity's current portfolio includes Altasciences Inc., Coalision Inc., Atelka Enterprises Inc., and Compact Power Inc., Chaleur Sawmills and English Bay.

Mr. Tanenbaum served as National Revenue Chair of the Liberal Party of Canada during Prime Minister Paul Martin's term of office. He currently serves as a member of the Ontario Investment and Trade Advisory Council, the Advisory Council, Toronto Board of Trade and recently served as a member of the Toronto Prosperity Initiative. He has also served on the Independent Fiscal Review Panel of the City of Toronto and the Mayor's Economic Competitiveness Advisory Committee of the City of Toronto.

Mr. Tanenbaum's involvement in Community Associations includes the following: Director of Sinai Health Services - a tertiary care centre comprising Mount Sinai Hospital, Bridgepoint Hospital and Circle of Care, Chairman of the Research Board for the Lunenfeld-Tanenbaum Research Institute; Vice-Chair, Brain Canada; Member, University Council, Cornell University; Honourary Board Member, Baycrest Centre for Geriatric Care; Member of the Advisory Board, Montreal Neurological Institute; Member, Dean's Advisory Council, Schulich School of Business, York University; Founding Board Member, Right to Play; Founding Member, Centre for Israel and Jewish Affairs; and Co-Chair, Tomorrow Campaign (UJA).

In recognition of his contributions in the areas of business, philanthropy, and volunteerism, Mr. Tanenbaum was appointed an Officer of the Order of Canada on October 25, 2007. The Order of Canada is the centrepiece of Canada's honors system and represents its highest civilian award.

In June, 2012 Mr. Tanenbaum was awarded an honorary degree of Doctor of Laws by the University of Toronto. He was inducted into the Ontario Road Builders' Hall of Fame in February 2013 and received the Toronto Board of Trade's 2015 Region Builders Award.

Mr. Tanenbaum has a Bachelor of Science degree in Economics from Cornell University (1968).

MICHAEL FRIISDAHL



MICHAEL FRIISDAHL

PRESIDENT & CEO, MLSE

Michael Friisdahl was appointed President and Chief Executive Officer of Maple Leaf Sports & Entertainment (MLSE) in October, 2015. MLSE is one of the world's premier sports and entertainment companies as owners of the Toronto Maple Leafs (NHL), Toronto Raptors (NBA), Toronto FC (MLS), Toronto Marlies (AHL), Raptors 905 (NBA D-league) and Toronto FC II (United Soccer League).

MLSE owns and operates Air Canada Centre, a top venue in North America that has hosted more than 36 million fans over 2,500 events since its opening in 1999, and has also invested in four of Toronto's sports facilities – Ricoh Coliseum, home of the Marlies; BMO Field, home of Toronto FC; Lamport Stadium; and the MasterCard Centre for Hockey Excellence, the practice facility for the Maple Leafs and Marlies. MLSE operates and manages events at Ricoh Coliseum and BMO Field.

In 2016, MLSE and its venues will play host to some of the world's preeminent events including the first-ever NBA All Star Weekend to be played outside the United States in February, the World Cup of Hockey in September, the 2016 Grey Cup to be played at BMO Field in November and the 2017 World Juniors Hockey Championship (with Montreal's Bell Centre), in addition to the re-opening of BMO Field in May after the completion of a \$130 million renovation and the opening of the Biosteel Centre in February, a new \$50 million training facility for the Toronto Raptors.

Friisdahl previously served as President and Chief Executive Officer of Air Canada's Leisure Group since it was formed in 2012, combining Air Canada Vacations tour operations with Air Canada rouge, the company's successful leisure airline. With Friisdahl at the helm, Air Canada rouge saw significant growth and has been an important contributor to Air Canada's very successful transformation.

Since the launch of Air Canada rouge with just 4 aircraft serving 13 destinations, the airline has grown to include a total of 34 planes and offers competitively priced travel to more than 75 routes in Europe, Mexico, the U.S., the Caribbean, Asia, South America and Canada.

Air Canada rouge, through a partnership with the Disney Institute, built a unique culture focused on customer engagement, along with applying next-generation communications technology to create an engaging and customer friendly experience. Air Canada rouge was one of the first airlines in North America to offer streaming inflight entertainment to its customers' own devices.

Friisdahl brings an extensive background in customer service, marketing and sales management, finance, mergers and acquisitions, and business integration to his role at MLSE. Prior to joining the Air Canada executive team, Friisdahl was CEO of Thomas Cook North America and a member of the international Group Executive Board of Thomas Cook Group plc. He was previously Chief Operating Officer of Thomas Cook Canada and later North America. Entering the industry as an entrepreneur in the mid-1980s, Friisdahl successfully built a travel wholesale business that merged to create The Holiday Network and become Canada's leading independent wholesaler, specializing in independent travel packages. As a partner and President and CEO of The Holiday Network, he continued to grow the business until its acquisition by Thomas Cook Group plc (formerly MyTravel plc), which led to his move into the corporate and international spheres.

EXECUTIVE MANAGEMENT TEAM



Michael Friisdahl
President &
Chief Executive Officer



Brendan Shanahan
President &
Alternate Governor,
Toronto Maple Leafs



Dave Hopkinson
Chief Commercial
Officer



Ian Clarke
Chief Financial Officer



Nick Eaves
Chief Venues &
Operations Officer



Peter Miller
Chief Legal Officer




Bob Hunter
Project Development
Officer



Shannon Hosford
Senior Vice President,
Marketing & Fan Experience



Wayne Zronik
Senior Vice
President, Music &
Live Events



Michael Lepore
Senior Vice
President, Finance



Jeff Deline
Vice President,
Global Partnerships



Tom Pistore
Vice President,
Sales & Service



Sasha Puric
Vice President,
Technology



Kim Carter
Vice President,
Human Resources



Masai Ujiri
President,
Toronto Raptors



Bill Manning
President, Toronto FC

BRENDAN SHANAHAN



BRENDAN SHANAHAN PRESIDENT AND ALTERNATE GOVERNOR

Brendan Shanahan was born and raised in the west side of Toronto in Mimico, Ontario.

After two years with the Ontario Hockey League's London Knights, Shanahan was drafted with the second overall pick by the New Jersey Devils in 1987. He would go on to play 21 seasons in the NHL with the Devils, St. Louis Blues, Hartford Whalers, Detroit Red Wings and New York Rangers.

Over the course of his career he captured three Stanley Cup Championships in addition to an Olympic gold medal, a World Championship gold medal and a Canada Cup title as a part of Team Canada. A combination of skill and toughness, Shanahan is the only player in League history to score over 600 goals (656) and also rack up over 2,000 penalty minutes (2,489). His streak of 19 consecutive seasons with 20 or more goals is surpassed only by Gordie Howe. In 2013, he was inducted into the Hockey Hall of Fame.


He was the recipient of the NHL's King Clancy Memorial Trophy in 2003, an annual award presented to the player who best exemplifies leadership qualities on and off the ice while making a noteworthy humanitarian contribution to his community.

Upon retiring at age 40, Shanahan spent the next five years working at the League office in New York City as Vice President of Hockey and Business Development before accepting the role as President and Alternate Governor of the Toronto Maple Leafs in April of 2014.





LOU LAMORIELLO



LOU LAMORIELLO GENERAL MANAGER

Lou Lamoriello was appointed the 16th general manager in Maple Leafs history on July 23, 2015, bringing his Hall of Fame pedigree to Toronto after 28 years with the New Jersey Devils organization.

Lamoriello, 73, originally joined the Devils as President and General Manager in 1987. Under his leadership, New Jersey went to the Stanley Cup Playoffs 21 times, posted 13 100-point seasons, won nine division titles, went to the Stanley Cup Final five times and won the Cup on three occasions (1995, 2000 and 2003). The Devils also earned 13 consecutive post-season berths from 1997-2010. Over the course of his tenure in New Jersey, the Devils posted a regular season record of

1093-759-179-109 and a playoff record of 136-116. In 1996 the Albany Devils captured a Calder Cup title, making the Devils the first organization as first since 1976-77 to win dual NHL/AHL championships in the same season.

Lamoriello also stepped behind the bench as head coach for 50 regular season games in 2005-06 (32-14-4) and the final three regular season games in 2006-07, helping the Devils reach the conference finals in both seasons.

Lamoriello was inducted into the Hockey Hall of Fame as a builder on November 9, 2009.

In 2000, Lamoriello was named as vice-chairman and CEO of the National Basketball Association's New Jersey Nets in addition to his responsibilities with the Devils after the hockey team was purchased by YankeeNets. Following back-to-back appearances in the NBA Finals in 2002 and 2003, Lamoriello relinquished his posts with the Nets when YankeeNets sold the Nets to an independent owner in 2004.

Internationally, Lamoriello served as the general manager for the United States at the World Cup of Hockey in 1996, assembling the team that captured the inaugural championship after defeating Team Canada in a best-of-three final. He has also assumed the role as General Manager for Team USA at the 1998 Winter Olympics in Nagano, Japan. He was inducted into the United States Hockey Hall of Fame in 2012 and, in 1992, received the Lester Patrick Trophy in recognition of his service to hockey in the United States.

Prior to his time in the NHL he spent two decades at Providence College including 15 seasons as head coach. During his time behind the bench, the Friars finished with a 248-179-13 record, earned 12 consecutive post-season tournament berths and had more players drafted by the NHL after entering college than any other college team during his last five years. He also served as the school's Athletic Director, where he oversaw Providence's rise to national basketball prominence by hiring current University of Louisville head coach Rick Pitino to coach the Friars, for five seasons before joining the Devils. Lamoriello was one of five founders of Hockey East Association and served as commissioner of the league from 1983-87. Since 1989, the winner of the Hockey East tournament is awarded the Lamoriello Trophy. Lamoriello was inducted into the Providence College Athletic Hall of Fame in 1982.

As an athlete, he captained both the hockey and baseball teams at Providence. He later played, coached and managed in the Cape Cod Baseball League and the Quebec Provincial League.

Lamoriello's numerous accolades include inductions into the Cape Cod Baseball League Hall of Fame in 2009, the National Italian American Sports Hall of Fame in 2012, the Rhode Island Heritage Hall of Fame in 2004, the LaSalle Academy Hall of Fame in 2004, the Sports Hall of Fame of New Jersey in 2002 and was named the recipient of Unico National's Vincent T. Lombardi Trophy in 2000 for professional sports achievement.

He has also served on the board of directors of the Yogi Berra Museum since 2006 and has been a member of the board of Yankee Global Enterprises since 2004.

The Johnston, Rhode Island, native has three children; Christopher, Heidi and Tim, and six grandchildren; Mary Anastasia, Anastasia Carina, Gabrielle Rose, Jack William, Carina Mary and Maren.

LOU LAMORIELLO



LOU LAMORIELLO'S RECORD AS A GENERAL MANAGER

CAREER STATISTICS

CAREER STATISTICS									PLAYOFFS			
YEAR	TEAM	LGE	G	W	L	T	OTL	PTS%	G	W	L	%
1987-88	New Jersey	NHL	80	38	36	6	-	.513	20	11	9	.550
1988-89	New Jersey	NHL	80	27	41	12	-	.413	-	-	-	-
1989-90	New Jersey	NHL	80	37	34	9	-	.519	6	2	4	.333
1990-91	New Jersey	NHL	80	32	33	15	-	.494	7	3	4	.429
1991-92	New Jersey	NHL	80	38	31	11	-	.544	7	3	4	.429
1992-93	New Jersey	NHL	84	40	37	7	-	.518	5	1	4	.200
1993-94	New Jersey	NHL	84	47	25	12	-	.631	20	11	9	.550
1994-95	New Jersey*	NHL	48	22	18	8	-	.545	20	16	4	.800
1995-96	New Jersey	NHL	82	37	33	12	-	.524	-	-	-	-
1996-97	New Jersey	NHL	82	45	23	14	-	.634	10	5	5	.500
1997-98	New Jersey	NHL	82	48	23	11	-	.652	6	2	4	.333
1998-99	New Jersey	NHL	82	47	24	11	-	.640	7	3	4	.429
1999-00	New Jersey*	NHL	82	45	24	8	5	.628	23	16	7	.696
2000-01	New Jersey	NHL	82	48	19	12	3	.677	25	15	10	.600
2001-02	New Jersey	NHL	82	41	28	9	4	.579	6	2	4	.333
2002-03	New Jersey*	NHL	82	46	20	10	6	.659	24	16	8	.667
2003-04	New Jersey	NHL	82	43	25	12	2	.610	5	1	4	.200
2005-06	New Jersey	NHL	82	46	27	-	9	.616	9	5	4	.556
2006-07	New Jersey	NHL	82	49	24	-	9	.652	11	5	6	.455
2007-08	New Jersey	NHL	82	46	29	-	7	.604	5	1	4	.200
2008-09	New Jersey	NHL	82	51	27	-	4	.646	7	3	4	.429
2009-10	New Jersey	NHL	82	48	27	-	7	.628	5	1	4	.200
2010-11	New Jersey	NHL	82	38	39	-	5	.494	-	-	-	-
2011-12	New Jersey	NHL	82	48	28	-	6	.622	24	14	10	.583
2012-13	New Jersey	NHL	48	19	19	-	10	.500	-	-	-	-
2013-14	New Jersey	NHL	82	35	29	-	18	.537	-	-	-	-
2014-15	New Jersey	NHL	82	32	36	-	14	.475	-	-	-	-
2015-16	Toronto	NHL	82	29	42	-	11	.421	-	-	-	-
	NHL TOTALS		2222	1122	800	179	120	.572	252	136	116	.540

*Won Stanley Cup

HOCKEY OPERATIONS



KYLE DUBAS

Assistant General Manager

Kyle Dubas was named Assistant General Manager of the Toronto Maple Leafs on July 22, 2014.

In his role with the Leafs, Dubas holds multiple responsibilities including player personnel, managing the club's player development department and farm system, managing the organization's Research & Development department, and overseeing the organization's top prospects as General Manager of the team's AHL affiliate, the Toronto Marlies. In 2015-16, the Marlies were awarded the Macgregor Kilpatrick Trophy as AHL regular season champions for the first time in their 11-year history while capturing their fourth division title in the last five years with a franchise-best record of 54-16-5-1 (114

points). In his two seasons as General Manager the Marlies have a record 94 - 43 - 14 - 1.

Before joining the Maple Leafs, Dubas served as General Manager of the Sault Ste. Marie Greyhounds in the Ontario Hockey League for three seasons from 2011-12 to 2013-14. During his tenure, his teams finished with an overall record of 109-76-7-12, which included two post-season berths and a West Division title in 2013-14.

At the time of his hiring by the Greyhounds, the Sports Management Graduate from Brock University (Dean's List honours) became the second youngest General Manager in OHL history at the age of 25. From 2011 through 2014, the Greyhounds had 14 players drafted to the National Hockey League; second most of all OHL teams over that span.

Prior to his appointment as General Manager of the Greyhounds, Dubas was an NHLPA Certified Agent with Uptown Sports Management for five years from 2006 to 2011. During that time he was actively involved in recruiting and advising players at the major junior, collegiate and pro level while representing players in their contract negotiations with NHL and American Hockey League clubs.

Dubas previously worked for the Soo Greyhounds from 1997 to 2006 in various roles. He was a dressing room assistant from 1997-98 to 1999-2000, a Hockey Operations assistant from 2000-01 to 2002-03 and scouted for the team from 2003-04 to 2005-06. Some of his duties over the years included player personnel, scouting, and player development, as well as developing new corporate partners and revenue streams for the club.

In 2015, Dubas was recognized by Forbes Magazine as one of the sports industry's brightest young stars in their annual Top 30 Under 30 in Sports list. He has served on the Brock University Alumni Executive Committee since 2013 and was honoured with the Brock University Distinguished Young Alumni Award in March of 2015.

Dubas, 30, resides in Toronto with his wife, Shannon.



MARK HUNTER

Assistant General Manager

Mark Hunter enters his second season with the Maple Leafs in 2016-17 after joining the organization as Director of Player Personnel on October 21, 2014.

Prior to arriving in Toronto, Hunter served as Owner, Vice President and General Manager of the Ontario Hockey League's London Knights, overseeing the club's hockey and business operations. He purchased the team along with his brother Dale and Basil McRae in 2000.

Under Hunter's direction, the Knights became a one of the most successful teams in Canadian Hockey League history, capturing the Midwest division title eight times, the Hamilton Spectator Trophy (awarded to the team

with the most regular season points) six times and the OHL championship three times. In 2004-05, London won their first Memorial Cup title, set 13 CHL records and finished with an incredible 79-9-2 mark, including a record-breaking 31-game unbeaten streak to begin the season.

Hunter, 52, spent one season as London's head coach, moving behind the bench in November of 2011. He would go on to lead the team to an OHL championship and Memorial Cup berth with a 29-13-0 record in the regular season.

Hunter also created the London Knights Charitable Foundation which has donated over \$1 million to local charities.

Before joining the Knights, Hunter served as head coach of the OHL's Sarnia Sting for five seasons (1994-96, 1997-2000) and head coach of the American Hockey League's St. John's Maple Leafs in 1996-97.

As a player, Mark played twelve seasons in the National Hockey League with the Montreal Canadiens, St. Louis Blues, Calgary Flames, Hartford Whalers and Washington Capitals after being selected by Montreal with the seventh overall pick at the 1981 NHL Entry Draft. He registered 384 points (213 goals, 171 assists) in 628 career NHL games and captured a Stanley Cup championship as a member of the Flames in 1989.

Hunter and his wife Linda have four children.

HOCKEY OPERATIONS



BRANDON PRIDHAM

Assistant to the
General Manager

Brandon Pridham was appointed as Assistant to the General Manager of the Toronto Maple Leafs on August 19, 2014.

His duties include salary cap analysis, contract negotiations and collective bargaining agreement interpretation for the team.

Pridham joins the club from the National Hockey League where he served as Senior Director, Central Registry and Senior Advisor, Central Scouting. Pridham began his career at the NHL in 1999. During his fifteen years at the League office, he worked in a number of capacities in the Central Scouting and Central Registry departments with duties that included serving as the contact person for NHL General Managers, Assistant General Managers and NHL executives regarding issues involving the collective bargaining agreement, salary arbitration and salary cap management. He also facilitated trade calls between NHL clubs, approved Entry Draft player eligibility, assisted with the NHL Scouting Combine and served in a scouting capacity on behalf of the Central Scouting department.

Pridham, 42, resides in Stouffville, Ontario with his wife Sue and their children Olivia and Jack, and is active in the local community as a volunteer coach in both hockey and baseball.



CLIFF FLETCHER

Senior Advisor

Cliff Fletcher, who was inducted into the Hockey Hall of Fame in the Builder category in 2004, brings more than 50 years of experience to the Maple Leafs. He rejoined the Maple Leafs on January 22, 2008 as General Manager and the team fashioned a record of 17-13-3 after his arrival to finish the 2007-08 season.

Fletcher has served as the Hockey Club's Senior Advisor since November 29, 2008.

Fletcher took over an underachieving Maple Leafs franchise on July 1, 1991 as Chief Operating Officer, President and General Manager and presided over a turnaround that saw the team advance to the Conference Finals (1993 and 1994) for the first time since 1978. He was chosen "Man of the Year" and "Executive of the Year" in 1993 by The Hockey News. Fletcher and the team parted ways May 24, 1997.

A native of Montreal, Quebec, Fletcher was a scout with the Montreal Canadiens for 10 years beginning in 1956 under legendary general manager Sam Pollock. He later became the General Manager of the Verdun Blues junior hockey team. Fletcher served as a scout and Assistant General Manager with the St. Louis Blues from 1966-72 before being named General Manager of the expansion Atlanta Flames in 1972.

Fletcher was the Flames' General Manager in the team's first 19 years of existence. He oversaw the beginning of the Atlanta Flames franchise in 1972, and in 1980, he organized the transfer of the franchise to Calgary. In 11 seasons with Calgary, the team won two President's Trophies, two Campbell Conference crowns and two Smythe Division titles. In 1989, the Flames defeated the Canadiens to capture the Stanley Cup on Montreal Forum ice.

In 1999 Fletcher served as Senior Advisor to the General Manager for the Tampa Bay Lightning for two seasons. He joined the Phoenix Coyotes in February 2001 as General Manager and Executive Vice President, moving up to Senior Executive Vice President of Hockey Operations the following year. He and the club's general manager were relieved of their duties in Phoenix in April 2007.

Fletcher's stature in hockey led to his place on the Hockey Hall of Fame's Selection Committee. He served seven seasons as one of the 18 members on the committee before stepping down in 2002-03.

HOCKEY OPERATIONS



REID MITCHELL

Director, Hockey and Scouting Operations

Reid Mitchell enters his eighth season as the Maple Leafs' Director of Hockey and Scouting Operations after originally being appointed to that role on October 29, 2008.

Mitchell's main day-to-day responsibility with the hockey club is to manage league/CBA paperwork with the NHL Central Registry office including player contracts, transfer forms, injured lists, waivers, rosters and salary cap management. Mitchell

also helps coordinate scouting efforts, handles all immigration matters, manages special projects for the team president and general manager and is responsible for organizing all matters related to the NHL Draft.

A graduate of the University of Lethbridge, Mitchell started his professional career in minor league baseball with the Pittsburgh Pirates organization. The Vancouver, BC native would then spend five years with his hometown Vancouver Canucks working in both sales and media relations.

Mitchell joined the Maple Leafs in 2000, working in the media relations department. Following his stint in media relations, Mitchell spent five seasons as the club's video coach. During that time Mitchell also worked as the video coach for Hockey Canada on three separate occasions, the 2004 World Cup of Hockey (gold medal), the 2005 Loto Cup in Slovakia and the 2006 Olympic Games in Torino, Italy (men's team).



JIM PALIAFITO

Director of Player Evaluation

Jim Paliafito joined the Leafs in May of 2015 as the Director of Player Evaluation after previously serving as General Manager of the Ontario Hockey League's Saginaw Spirit for three and a half seasons.

Paliafito began his tenure with the Spirit in 2009 as the team's Head Scout and eventually added the Assistant General Manager title to his duties in 2010.

Prior to joining the Spirit organization, the Milwaukee, Wisconsin native worked with the Indiana Ice of the USHL, leading the team's player personnel division and scouting department. He was with the franchise when they won the league championship in 2009.

Paliafito's diverse track record in sports also saw him work as an agent representing players from the National Football League, including Pro Football Hall of Famers Lawrence Taylor, Anthony Munoz and Tony Dorsett.



DAVE MORRISON

Director of Pro Scouting

Dave Morrison enters his second season as the Maple Leafs Director of Pro Scouting after spending nine seasons as the team's Director of Amateur Scouting. He originally joined the organization as an Amateur Scout on September 10, 2004.

Before joining the Maple Leafs, Morrison previously held the position of Amateur Scout with the Vancouver Canucks for parts of five seasons from 1999-2000 to 2003-04 covering eligible amateur players around the globe.

The native of Toronto, Ontario was originally selected by the Los Angeles Kings 34th overall in the 1980 NHL Draft and he played 39 career NHL games for Los Angeles and Vancouver collecting six points (three goals, three assists) with four penalty minutes. He also played 206 career American Hockey League games collecting 126 points (58 goals, 68 assists) with 141 penalty minutes.

After the 1984-85 season, Morrison spent the next 13 seasons playing hockey in Europe for teams such as Berlin and Kassel of the German Elite League as well as Manchester of the British Super League.

Morrison's playing experience also includes playing for Canada at two Spengler Cup Tournaments and the 1982 gold medal winning world junior national team.

HOCKEY OPERATIONS



JOHN LILLEY

Director, United States Scouting

John Lilley begins his first season as Director of United States Scouting in 2016-17 after previously serving as a scout with the Maple Leafs.

As a player, Lilley spent parts of three seasons with the Mighty Ducks of Anaheim in addition to stints in the AHL, IHL, German Ice Hockey League and WCHL. Lilley was also a member of Team USA at the 1994 Winter Olympics in Lillehammer, Norway and the 1994 IIHF World Championship.

Lilley has also served as an assistant coach for the U.S. National Under-17 and Under-18 teams.



LINDSAY HOFFORD

Director, Eastern Area Scouting

Lindsay Hofford enters his first season as Director of Eastern Area Scouting after serving as a scout with the Maple Leafs in 2015-16.

Before joining the Leafs, Hofford worked as Director of Scouting with the Ontario Hockey League's London Knights. In addition to his scouting experience, Hofford has served as head coach with London in 2000-01 and with the Western Hockey League's Lethbridge Hurricanes from 2003 to 2005.



TIM SPELTZ

Director, Western Area Scouting

Tim Speltz enters his first season with the Maple Leafs in 2016-17 following 26 years as general manager of the Western Hockey League's Spokane Chiefs. Speltz will serve as Director of Western Area Scouting with Toronto.

During Speltz's 26 years in Spokane, the Chiefs reached the postseason 23 times, the Western Conference Finals seven times, the WHL Finals four times and captured two Memorial Cup titles. Spokane topped 40 wins 10 times, 50 wins twice and 100 points four times.

He was recognized as WHL Executive of the Year twice (1995-96, 1999-00) and CHL Executive of the Year once (1995-96). Speltz was also part of the management group for Hockey Canada at the 2014 Ivan Hlinka Memorial Cup and has been part of Hockey Canada's management group for the Canadian under-20 program for the past two years.

He also served as general manager with the WHL's Medicine Hat Tigers from 1988 to 1990.

HOCKEY OPERATIONS



ARI VUORI

Director of European Scouting

Vuori enters his second season with the Maple Leafs in 2015-16, bringing nearly two decades of European scouting experience to hockey operations department.

Before joining the Leafs, Vuori served as a European scout with the Detroit Red Wings for eight seasons (2007-08 through 2014-15) and with the Los Angeles Kings for 11 seasons (1996-97 through 2006-07). He also held a hockey operations role with TPS of the Finnish Elite League for eight seasons.

As a player, Vuori, 53, collected 371 points (167 goals, 204 assists) in 503 regular season games over 13 seasons in the Finnish Elite League. He also spent the 1981-82 season in the Ontario Hockey League with the Belleville Bulls and the Niagara Falls Flyers.



SCOTT PELLERIN

Director of Player Development

Scott Pellerin was named the Director of Player Development for the Toronto Maple Leafs on June 5, 2015.

Pellerin, 46, first joined the Leafs organization in November of 2014 as Assistant Manager of Player Development along with current Skill Development Consultant Darryl Belfry.

Shortly after his playing career ended, the Shediac, New Brunswick native served as an assistant coach of the Manchester Monarchs, the Los Angeles Kings American Hockey League (AHL) affiliate from 2006-2012, and was key in the development of several players who helped the Kings win their first-ever Stanley Cup in 2012. The 1992 Hobey Baker award winner (University of Maine) also served as head coach of the New York Islanders AHL affiliate, the Bridgeport Sound Tigers from 2012-2014.

As a player, Pellerin collected 198 points (72 goals, 126 assists) in 536 career National Hockey League games with New Jersey, St. Louis, Minnesota, Carolina, Boston, Dallas and Phoenix. Pellerin also appeared in 328 career American Hockey League games, registering 304 points (120 goals, 184 assists).



The 5th Season. When teammates become best mates.

We're proud to support over 8,000 community hockey teams across Canada. The 5th Season is the hockey season. It's when kids learn the value of working hard and enjoy the camaraderie of being part of a team. That's why we sponsor so many teams at the community level. So that more players grow up to support each other, and learn all of hockey's valuable lessons.

#The5thSeason

www.scotiabank.com/the5thseason

You're richer than you think.®*



®* Registered trademarks of The Bank of Nova Scotia.

NHL and the NHL Shield are registered trademarks of the National Hockey League. © NHL 2016. All Rights Reserved.

HOCKEY OPERATIONS



**MIKE
BABCOCK**
Head Coach

Mike Babcock enters his second season as head coach of the Toronto Maple Leafs after he was named the 30th head coach in team history on May 20, 2015.

Babcock will also serve as Team Canada's head coach at the 2016 World Cup of Hockey.

Babcock previously spent 10 seasons as head coach of the Detroit Red Wings, where he compiled a regular season record of 458-223-105 while becoming the franchise leader in games coached (786) and wins (458).

In 2013-14, Babcock became the third-fastest coach in NHL history to reach 400 career wins, achieving the feat in his 699th game as an NHL head coach, trailing only Scotty Bowman (690 games) and Glen Sather (694).

Under his direction, the Red Wings twice captured the Presidents' Trophy as the NHL's regular-season champion. In 2005-06, Detroit led the league with 58 wins and 124 points, including an NHL-record 31 road victories. The Red Wings again topped the league standings in 2007-08 with 54 wins and 115 points, and were awarded the Jennings Trophy allowing the fewest goals against. Those win totals (58, 54) represent the second and third-highest respectively in franchise history. From 2006-09, Babcock became the first coach in NHL history to guide his club to 50-wins in each of his first four seasons with a team. In 2012, the Red Wings set an NHL record with 23 consecutive victories at home. During his 10 years in Detroit, the Red Wings averaged 106 points per season and were the only team to qualify for the playoffs in each of those 10 seasons.

The Saskatoon, Saskatchewan, native was named a finalist for the Jack Adams Award as the NHL's Coach of the Year in 2004 and 2008, and was the winner of the Sporting News' 2008 NHL Coach of the Year, as voted on by his peers. He was also honoured as the NHL's Coach of the Decade (2000-09) by both the Sporting News and Sports Illustrated.com.

In postseason action, Babcock led the Red Wings to the 2008 Stanley Cup in just his third season with the team. He ranks tenth all-time with 81 career postseason wins and a .595% win percentage. Under his tutelage, his teams have reached the Stanley Cup finals three times and the Western Conference finals four times.

Before he joined the Red Wings, Babcock spent two seasons with the Mighty Ducks of Anaheim (2002-04), where he led the Ducks to their first Stanley Cup finals appearance. With four straight wins over Detroit in the first round of the 2003 playoffs, the Ducks became the first team to sweep a defending Stanley Cup champion since 1952.

In 2002-03, his first year in the NHL, Babcock led Anaheim to a then franchise-best 40 wins and 95 points (40-27-9-6). Anaheim was the most improved team in the NHL that season, finishing 26 points ahead of their 2001-02 total. The Ducks also established new team records for lowest goals-against average (2.32) and fewest goals allowed (193).

Prior to beginning his NHL career in Anaheim, Babcock spent two seasons as head coach of the American Hockey League's Cincinnati Mighty Ducks (2000-02). In two seasons, he guided the club to a 74-59-20-7 record, including a franchise-best 41 wins and 95 points (41-26-9-4) in 2000-01.

Babcock moved to Cincinnati following a successful six-year tenure as the head coach of the Western Hockey League's Spokane Chiefs (1994-95 through 1999-2000). He compiled a regular-season record of 228-173-29 in Spokane, was twice named WHL Coach of the Year (1996 and 2000) and was selected as head coach of the 2000 WHL West Division All-Star Team.

In 1993-94, Babcock led the Lethbridge Pronghorns to a CIS University Cup championship, earning recognition as the CIS Coach of the Year in his only season in the CIS.

HOCKEY OPERATIONS

Internationally, the 52-year-old has also represented Canada at several major competitions. He has led Team Canada to gold medals at the World Junior Championships (1997), the World Championships (2004) and the Olympics (2010 and 2014). In capturing a gold medal at the 2014 Winter Olympics in Sochi, Babcock became just the second head coach to lead a country to consecutive Olympic gold medals (joining Viktor Tikhonov of the Soviet Union).

Babcock is the only coach in the 'Triple Gold Club,' an exclusive group of individuals who have captured the three most prestigious championships in hockey (a World Championship, an Olympic Gold Medal and a Stanley Cup).

Away from the rink, Babcock is involved in several charitable causes. He is a faithful supporter of organizations focused on raising money for pediatric cancer research, including the Jeffrey Thomas Hayden Foundation. He is also a strong supporter of mental health awareness.

Mike and his wife, Maureen, have three children; Allie, Michael and Taylor.



MIKE BABCOCK'S NHL HEAD COACHING RECORD

CAREER STATISTICS									PLAYOFFS		
YEAR	TEAM	GP	W	L	T	OL	PTS	PTS%	G	W	L
2002-03	Anaheim	82	40	27	9	6	95	.579	21	15	6
2003-04	Anaheim	82	29	35	10	8	76	.463	-	-	-
2005-06	Detroit	82	58	16	-	8	124	.756	6	2	4
2006-07	Detroit	82	50	19	-	13	113	.689	18	10	8
2007-08	Detroit	82	54	21	-	7	115	.701	22	16	6
2008-09	Detroit	82	51	21	-	10	112	.683	23	15	8
2009-10	Detroit	82	44	24	-	14	102	.622	12	5	7
2010-11	Detroit	82	47	25	-	10	104	.634	11	7	4
2011-12	Detroit	82	48	28	-	6	102	.622	5	1	4
2012-13	Detroit	48	24	16	-	8	56	.583	14	7	7
2013-14	Detroit	82	39	28	-	15	93	.567	5	1	4
2014-15	Detroit	82	43	25	-	14	100	.610	7	3	4
2015-16	Toronto	82	29	42	-	11	69	.421			
	NHL TOTALS	1032	556	326	19	130	1261	.611	114	82	62

HOCKEY OPERATIONS



**JIM
HILLER**
Assistant Coach

Jim Hiller begins his second season with the Maple Leafs in 2016-17 after being appointed as an assistant coach on June 16, 2015.

Hiller spent the 2014-15 season alongside Mike Babcock as an assistant with the Detroit Red Wings after 11 years coaching in the Western Hockey League.

Before joining the Red Wings, Hiller, served as head coach of the WHL's Tri-City Americans from 2009-14. In 360 regular-season games with Tri-City, Hiller compiled a 210-124-11-15 record, leading the team to four playoff berths, two U.S. Division titles and an appearance in the WHL Finals in 2010. In 2011-12, Hiller was recognized as the WHL's Coach of the Year and won the Brian Kilrea Coach of the Year Award as the top coach in the Canadian Hockey League after leading the Americans to a 50-18-2-2 record.

Hiller, 47 also spent two years as an assistant coach in Tri-City (2002-04) before taking his first head coaching job with the BCHL's Alberni Valley Bulldogs in 2005-06. Hiller put together a 43-12-2 record in his lone season with Alberni Valley before spending the following three seasons with the WHL's Chilliwack Bruins.

As a player, the Port Alberni, British Columbia, native was drafted in the 10th round (207th overall) of the 1989 NHL Entry Draft by Los Angeles. Hiller appeared in 63 career NHL games with the Red Wings, Kings and New York Rangers from 1992-94, recording 20 points (eight goals, 12 assists) and 116 penalty minutes. Prior turning pro, he played three seasons with the Northern Michigan Wildcats, registering up 205 points (76 goals, 129 assists) in 123 collegiate games from 1989-92. Hiller also suited up for the IHL's Phoenix Roadrunners and Atlanta Knights and the AHL's Binghamton Rangers before finishing his playing career in Europe.

Jim and his wife have three children: Trivia, Talon and Tuscan.



**D.J.
SMITH**
Assistant Coach

D.J. Smith enters his second season with the Maple Leafs after joining the team's staff in 2015-16.

Before joining the Leafs, he led the Ontario Hockey League's Oshawa Generals to a Memorial Cup title in 2015.

Smith spent three seasons as head coach in Oshawa, where he compiled a record of 135-53-3-13 and was honoured as the OHL's Coach of the

Year after guiding the Generals to a 42-20-0-6 record in 2013-14. Oshawa finished with a 51-11-2-4 record during their championship season in 2014-15.

Prior to his time in Oshawa, Smith spent six seasons as an assistant coach with the OHL's Windsor Spitfires. During his tenure in Windsor, the Spitfires captured back-to-back Memorial Cup championships in 2009 and 2010.

As a player, Smith appeared in 45 career NHL games as a defenceman with both the Toronto Maple Leafs and Colorado Avalanche after being selected with the 41st overall pick by the New York Islanders in the 1995 NHL Entry Draft. He also spent parts of six seasons with the St. John's Maple Leafs (AHL affiliate of the Maple Leafs) from 1996-2002. A native of Windsor, Ontario, Smith played his junior hockey with his hometown Spitfires from 1994-1997.

HOCKEY OPERATIONS



ANDREW BREWER

Assistant Coach

Andrew Brewer begins his second season with Maple Leafs after being named an assistant coach on June 16, 2015. Brewer will also serve as the Video Coach for Team Canada at the 2016 World Cup of Hockey after capturing a gold medal as a member of Team Canada's staff at the 2016 IIHF World Championship in Russia.

Brewer previously spent the 2014-15 season with the Detroit Red Wings, directing the coaching staff and game preparation, including video and statistical analysis, running the team's face-offs and shoot-outs as well pre-scouting upcoming opponents.

Before joining the Red Wings, Brewer spent three years with Hockey Canada as the organization's video coach for various international events including Team Canada's gold-medal team at the 2014 Winter Olympics in Sochi, Russia. He also served on Canada's coaching staff for the 2012, 2013 and 2014 IIHF World Championships and World Junior Championships, as well as other Hockey Canada events including the Canada-Russia Challenge, CHL Subway Series, Deutschland Cup and World Sledge Hockey Challenge.

Prior to his tenure with Hockey Canada, the Fredericton, New Brunswick native spent three seasons as an assistant coach at the University of New Brunswick, helping the Varsity Reds capture the Canadian Interuniversity Sport's University Cup as national champions in 2008-09 and 2010-11.

Brewer, 30, and his wife, Patricia, have three sons named Nicholas, Tyler and Alexander.



STEVE BRIERE

Goaltending Coach

Steve Briere begins his second season with the Maple Leafs in 2016-17 after he was hired as goaltending coach on July 20, 2015.

Briere, 39, joins the Leafs after serving as the owner and head instructor of Canadian Professional Goalie Schools in addition to his role as goaltender coach with several Junior level teams (the NAHL's Topeka Roadrunners as well as the USHL's Fargo Force and Des Moines Buccaneers). Briere also served as an assistant at the University of Alabama in Huntsville, helping the Chargers capture the CHA Championship in 2007.

As a player, the Winnipeg, Manitoba native spent time in the USHL, NCAA, ECHL, IHL and AHL in addition to stints in Great Britain.

HOCKEY OPERATIONS



**JACQUES
LEMAIRE**
Special Assignment Coach

Lemaire brought his Hall of Fame credentials to the Maple Leafs staff in 2015 after spending the previous six seasons with the New Jersey Devils. The LaSalle, Quebec native is an 11-time Stanley Cup champion – winning eight times as a player, twice as an assistant general manager and once as a head coach.

Lemaire's coaching career began in 1979 as a player/coach with HC Sierre in Switzerland. He returned to North America in 1981 as an assistant coach with SUNY Plattsburgh and was named head coach of the QMJHL's expansion franchise in Longueuil in 1982, leading the club to league finals its inaugural season.

He stepped behind the bench of an NHL team for the first time in 1983 when he was hired as head coach of the Montreal Canadiens. Following two seasons as coach, Lemaire joined the Canadian's hockey operations department, primarily as assistant to the general manager.

Lemaire began his first stint with Devils as the club's eighth coach in 1993. He was honoured with the Jack Adams award in his first season and would lead New Jersey to five postseason appearances, the Eastern Conference's top record in 1996-97 and 1997-98, and a Stanley Cup title in 1995. Lemaire also served as the Devils' head coach in 2009-10 (48-27-7) and led New Jersey to a 29-17-3 record in 49 games after stepping behind the bench midway through the 2010-11 season.

The Minnesota Wild named Lemaire their first head coach in franchise history in 2000. He compiled a 293-255-108 (.529) record over eight seasons with the Wild, including a Western Conference Finals appearance and his second Jack Adams trophy in 2003.

He also served as an associate coach as a part of Mike Babcock's staff that led Team Canada to a gold medal at the 2010 Winter Olympics.

As a player, Lemaire spent his entire 12-year NHL career with the Montreal Canadiens, recording 835 points (366 goals, 469 assists) in 853 regular season games. During his playing career, he was a member of eight Stanley Cup winning teams and was inducted into the Hockey Hall of Fame in 1984.

Lemaire, 71, and his wife, Mychele, have two sons, Patrice and Danyk, and one daughter, Magalie, as well as five grandchildren, Jeremy, Xavier, Zachary, Emma and Kara.

SCOUTING STAFF



Tommy Albelin
Pro Scout



Thommie Bergman
Amateur Scout



Troy Bodie
Pro Scout



Patrick Charbonneau
Amateur Scout



Dale Derkatch
Amateur Scout



Mike Gerrits
Amateur Scout



Radim Jelinek
Amateur Scout



Nikolai Ladygin
Amateur Scout



Tony Martino
Amateur Scout



Garth Malarchuk
Amateur Scout



Evgeny Namestnikov
Amateur Scout



Robert Nordmark
Amateur Scout



Real Paiement
Amateur Scout



Mike Penny
Pro Scout



Bryan Stewart
Pro Scout



Jim Vesey
Amateur Scout



Tom Watt
Pro Scout

HOCKEY STAFF



Adam Jancelewicz
Video & Technical
Services Analyst




Jordan Bean
Video Analyst



Bradley Holland
Director, Team
Services & Hockey
Operations



Darryl Metcalf
Director, Hockey
Research &
Development



Cam Charron
Hockey Research &
Development Analyst



Bruce Peter
Hockey Research &
Development Analyst



Rob Pettapiece
Hockey Research &
Development Analyst



Darryl Belfry
Player
Development
Consultant



Barbara Underhill
Skating Development
Consultant



Mike Ellis
Skill Development
Consultant



Brian Daccord
Goaltending
Consultant



Stephen Hare
Director, Finance



Laura Patterson
Executive Assistant
to the President and
Alternate Governor



Meghan Arnoldi
Executive Assistant
to the GM



Leanne Hederson
Administrative
Assistant, Hockey
Operations

EQUIPMENT STAFF



Brian Papineau
Equipment Manager



Bobby Hastings
Assistant Equipment
Manager



Tom Blatchford
Assistant Equipment
Manager

MEDICAL STAFF



Dr. Jeremy Bettle
Director, Sports
Science and
Performance



Ryan Morrison
Director,
Rehabilitation



Paul Ayotte
Head Athletic
Therapist



Jon Geller
Assistant Athletic
Therapist



Matthew J. Herring
Strength and
Conditioning Coach



Louis Rojas
Assistant Strength
and Conditioning
Coach



Todd Bean
Massage Therapist



Jennifer Sygo
Nutritionist

COMMUNICATIONS



Steve Keogh
Director, Media
Relations



Scott McNaughton
Senior Manager, Media
Relations



Ian Meagher
Coordinator, Media
Relations



Chris Lund
Coordinator, Media
Relations



Dave Haggith
Senior Director,
Corporate
Communications



Abby Albino
Manager, Corporate
Communications



Akasha Di Tomasso
Coordinator, Corporate
Communications



Melissa Perri
Coordinator,
Corporate
Communications

LEAFS GAME PRESENTATION



Anton Wright
Director, Game
Presentation



Taylor Dean
Manager, Game
Presentation



Fraser Gillan
Manager, Game
Operations



Melissa Bromley
Coordinator,
Game Presentation

IN THE COMMUNITY



MLSE Foundation believes all kids should have access to sport and the opportunity to develop lasting dreams on the playing field.

With the support of MLSE's teams, the Foundation funds the refurbishment of local athletic facilities and programs that support kids through sport and recreation. Set to open in 2017, MLSE Foundation's latest project, MLSE LaunchPad, will be the first collaborative space in North America to leverage sport, education and research to promote social change.

Since launching in December 2009, the MLSE Foundation has invested more than \$24 million into our community. For more information visit mlsefoundation.org or follow @MLSEFoundation on social media.

Toronto Maple Leafs Hockey in the Neighbourhood

Hockey in the Neighbourhood is a program designed to encourage participation in our national sport throughout the City of Toronto. This allows children of all cultural backgrounds and financial circumstances with a chance to experience Canada's game first-hand.

Every weekend from October through March, the program is in 11 City of Toronto neighbourhoods providing protective equipment and on-ice instruction to young hockey enthusiasts at no cost.

COMMUNITY RELATIONS PROGRAMS

The Toronto Maple Leafs are committed to making a difference by developing relationships, providing fan access and generating awareness in response to the needs of our community. For more information on our community programs, please visit the Community section at www.mapleleafs.com

SickKids Hospital

The Toronto Maple Leafs and SickKids Hospital have held a long and proud partnership dating back to some of the team's earliest seasons. Since the late 1920's, the full team has visited the hospital, traveling to every room and meeting all patients giving out great gifts and signed photos.

Future Goals

As part of the NHL-NHLPA joint school program, Future Goals powered by Everfi, the Maple Leafs are proud ambassadors serving to inspire the next generation of students. Through school visits, teacher trainings and more, we are proud to promote STEM (Science, Technology, Engineering, and Math) curriculum.

Hockey Fights Cancer

The Toronto Maple Leafs are proud representatives of the NHL's Hockey Fights Cancer initiative. Every fall, the Maple Leafs celebrate by hosting an awareness night dedicated to raising funds and awareness for cancer.

HOCKEY TALKS MENTAL HEALTH AWARENESS

The Toronto Maple Leafs have partnered with the Centre for Addiction and Mental Health (CAMH) to promote Hockey Talks in Toronto to raise awareness and help end the stigma around mental health. For the past four years, the Maple Leafs have engaged in a number of initiatives to promote the cause at their Hockey Talks Mental Health awareness night.

IN THE COMMUNITY

Player Appearance Program

Toronto Maple Leaf players and personnel make over 600 appearances in the community every year. These appearances consist of visits to local hospitals, schools & community events.

Donations

The Toronto Maple Leafs are invested in supporting the fundraising efforts of Ontario's various children's charities, educational initiatives and programs related to sport development. During the 2015-16 season, over 1,200 items were donated to these charities' fundraising initiatives. For more information regarding donation requests, visit www.MLSEdonations.com.

HOCKEY DEVELOPMENT PROGRAMS

Toronto Maple Leafs hockey development is focused on delivering accredited programming at all levels of play. Hockey schools, clinics, and learn to skate sessions are just a few of the programs we offer to help support the growth of the game in Ontario communities. Visit mapleleafs.com/hockeydevelopment for more information.

Toronto Maple Leafs Hockey School presented by Rogers

The weeklong day school aims to provide boys and girls, Novice to Peewee, the opportunity to develop all areas of their game including skating, puck handling, passing, shooting and off-ice strength and conditioning – a comprehensive, total hockey experience in a fun and educational environment. For more information, please visit www.mapleleafs.com/hockeyschool.

Air Canada Centre Clinics

Led by hockey development staff, these clinics are unique sessions that offer an exciting opportunity for youths to participate in half-day clinics at Air Canada Centre. These sessions incorporate fundamental skill development on-ice, off-ice training and combine testing activities, and viewing a Toronto Maple Leafs game day skate. For more information, visit www.mapleleafs.com/clinics.

Scotiabank Girls HockeyFest

The Toronto Maple Leafs support the development of women's hockey at both the high performance and grassroots level through programs such as Girls HockeyFest – a special day of free on- and off-ice training for female players ages 7-12 years old with members of the Canadian Women's Hockey League and special guests from the Leafs. For more information, please visit www.mapleleafs.com/hockeydevelopment

NHL Learn to Play

Learn to Play, in partnership with the National Hockey League, is a program that will operate out of two Greater Toronto Area hockey associations. It provides weekly on-ice training for 300 first time athletes between five and eight years of age, aimed at teaching the basics of hockey and team play. For more information, email LeafsCamps@MLSE.com.

Tim Hortons Coaches' Open House

The Toronto Maple Leafs Coaches' Open House offers coaches of all levels across Ontario a unique opportunity to watch, listen and learn from experienced individuals who know what it takes to successfully teach the game at multiple levels. Taking place at Air Canada Centre, guests have a chance to ask questions and gain insight into drills and exercises from Toronto Maple Leafs coaches and other special guests that can help young players develop and enhance their skills.. For more information, visit www.mapleleafs.com/coachesopenhouse.

ALUMNI ASSOCIATION



Postgame photo of the Leafs Alumni and their opponents in Moose Factory, Ontario



Danny Markov presenting a member of the Canadian Military with a Leafs Troops jersey



Mike Zigomanis, Peter Ing, Johnny Bower & Dave McLlwain at the Team Up Challenge

ALUMNI ASSOCIATION



TORONTO MAPLE LEAFS ALUMNI

The Toronto Maple Leafs Alumni association is the largest in the NHL and has the most active group of members who are consistently engaged within their communities. TMLA members are generous with their time, and work in positive ways to promote and grow the game of hockey.

Founded in 1995 by Red Kelly, Allan Stanley, Eddie Shack and Frank Mahovlich, the Toronto Maple Leafs Alumni continue the tradition of representing the blue and white as role models and ambassadors.

The TMLA vision is 'Striving for excellence and uniting Toronto Maple Leafs players as Leafs for Life' and their mission is to be a dynamic and proactive association, dedicated to building on the pride and legacy of being a Toronto Maple Leafs player. The alumni accomplish this by giving back to the community, Leafs Nation and the game of hockey; providing support and opportunities to the membership as a whole; and by enhancing our business relationships and partnerships.

TMLA BOARD OF DIRECTORS & STAFF:

President & CEO (Chairman) - Peter Ing
Secretary - Greg Hotham
Pat Boutette
Mike Ferriman
Ric Nattress
Jordan Vader
Manager - Drew Rogers

Vice President - Dan Daoust
Treasurer - Kevin Maguire
Tom Fergus
Stew Gavin
Dave Reid
Jack Valiquette

PETER ING - PRESIDENT & CEO LEAFS ALUMNI

Peter was born in Toronto and began his hockey career in Barrie, ON. At the age of 14, Peter played with the Toronto Marlboros organization and in 1986 was drafted 25th overall to the OHL's Windsor Spitfires. In 1988, Peter was a member of the Spitfires who went 16-0 to become the first undefeated OHL championship team in history.

Peter was drafted 48th overall to the Toronto Maple Leafs. In his rookie season, Ing set a franchise record of most consecutive games by a rookie goaltender and went on to play 56 games for the Maple Leafs to win the 1990/91 Molson Cup. Peter also played for the Edmonton Oilers and Detroit Red Wings.



Post hockey, Peter transitioned into the hospitality and entertainment business, and began a 12-year hospitality career working for MGM/Mirage Resorts in Las Vegas. Peter rose through the ranks becoming an executive vice president. Peter was a member of the opening teams for Bellagio (Las Vegas, NV) and Beau Rivage (Biloxi, MS), and went on to design/operate Fallsview Casino Resort/Casino Niagara (Niagara Falls, ON) and Indiana Live (IN). In 2008, Ing returned to his roots and co-founded xHockeyProducts.

In addition to his duties as president and CEO of the Leafs Alumni, Peter is the Leafs Ambassador to China. Ing, along with the Leafs development team ran hockey camps in Shanghai, Beijing and Shenzhen in an initiative to grow hockey and the Leafs brand across the world. As one of four NHL players of Chinese decent, one of two who played more than one game and the only one who played for the Leafs, Ing proudly wore the Leafs crest for interviews, coaching and in front of 100 million viewers to congratulate Beijing on winning the 2022 winter Olympics.

BAYCREST INTERNATIONAL PRO-AM HOCKEY TOURNAMENT

Entering its twelfth year the Baycrest International Pro-Am Hockey Tournament in association with the Maple Leafs and NHL Alumni has raised over ten million dollars for Alzheimer's research and education. With over 40 teams and over 20 Leafs Alumni, it is one of the largest charity tournaments in North America.

LEAFS & LEGENDS CHARITY GOLF CLASSIC

Leafs Alumni join current and future Leafs annually at the Leafs & Legends Charity Golf Classic to raise funds for MLSE Foundation.

HOCKEY IN THE NEIGHBOURHOOD

The Toronto Maple Leafs Alumni are proud to partner with MLSE Foundation on a project to help support the growth of the game of hockey at the grassroots level in the Greater Toronto Area. Now entering the second season of the partnership, the Toronto Maple Leafs Alumni will continue to give back to the game by funding developmental programming and acting as ambassadors in growth of the game initiatives across the city.

ALUMNI ASSOCIATION

Gary Aldcorn
Claire Alexander
Jason Allison
Glenn Anderson
John Anderson
Dave Andreychuk
Nik Antropov
Colby Armstrong
George Armstrong
Tim Armstrong
Bob Baun
Ken Belanger
Bryan Berard
Bill Berg
Tim Bernhardt
Allan Bester
Fred Boimistruck
Nikolai Borschevsky
Laurie Boschman
Bruce Boudreau
Pat Boutette
Johnny Bower
Aaron Broten
Dave Burrows
Jerry Butler
Luca Caputi
Wayne Carleton
Randy Carlyle
Ed Chadwick
Terry Clancy
Wendel Clark
Gary Collins
Brian Conacher
Rich Costello
Russ Courtnall
Jiri Crha
Cory Cross
Barry Cullen
Brian Cullen
Vincent Damphousse
Dan Daoust
Lucien Deblois
Dale DeGray
Bill Derlago
Tie Domi
Jim Dorey
Kent Douglas
Bruce Dowie
Dick Duff
Rocky Dundas
Denis Dupere
Mike Eastwood
Tim Ecclestone
Gary Edmundson
Don Edwards
Dave Ellett
Ron Ellis
Dave Farrish
Doug Favell
Tom Fergus
Tom Fitzgerald
Mike Foligno
Lou Franceschetti
Miroslav Frycer
Mike Gartner

Stew Gavin
Todd Gill
Doug Gilmour
Gaston Gingras
Brian Glennie
Chris Govedaris
Patrick Graham
John Grisdale
Christian Hanson
Paul Harrison
Jim Harrison
Glenn Healy
Paul Henderson
Pat Hickey
Paul Higgins
Larry Hillman
Dan Hodgson
Greg Hotham
Ron Hurst
Dave Hutchison
Al Iafrate
Peter Ihnacak
Peter Ing
Brayden Irwin
Jeff Jackson
Gerry James
Wes Jarvis
Larry Jeffrey
Trevor Johansen
Mike Johnson
Jimmy Jones
Curtis Joseph
Tomas Kaberle
Mike Kaszycki
Red Kelly
Mike Kennedy
Dave Keon
Trevor Kidd
Kris King
Mike Krushelnyski
Tom Kurvers
Nick Kypreos
Mark Laforest
Paul Lawless
Gary Leeman
Sylvain Lefebvre
Danny Lewicki
Claude Loiselle
Joe Lundrigan
Bill MacMillan
John MacMillan
Jamie Macoun
Kevin Maguire
Frank Mahovlich
Dan Maloney
Kent Manderville
Bob Manno
Milan Marcetta
Danny Markov
Daniel Marois
Brad Marsh
Matt Martin
Terry Martin
Brad May
Bryan McCabe

John McCormack
Dale McCourt
Lanny McDonald
Bob McGill
John McIntyre
Larry McIntyre
Walt McKechnie
Jim McKenny
Dave McLlwain
Gerry Meehan
Howie Meeker
Barry Melrose
Dmitri Mironov
Garry Monahan
Jim Morrison
Richard Mulhern
Kirk Muller
Craig Muni
Larry Murphy
Ken Murray
Ric Nattress
Bob Neely
Bob Nevin
Joe Nieuwendyk
Gary Nylund
Ryan O'Byrne
Jeff O'Neill
Mark Osborne
Wilf Paiement
Mike Palmateer
Jim Pappin
Rob Pearson
Scott Pearson
Mike Pelyk
Pierre Pilote
Felix Potvin
Noel Price
Wayne Primeau
Bob Pulford
Joel Quenneville
Rob Ramage
Marc Reaume
Dave Reid
Rene Robert
Gary Roberts
Bill Root
Gary Sabourin
Borje Salming
Al Secord
Ron Sedlbauer
Rod Seiling
Brit Selby
Brad Selwood
Eddie Shack
Darryl Shannon
Doug Shedden
Darryl Sittler
Brad Smith
Greg Smyth
Lorne Stamler
Steve Sullivan
Mats Sundin
Rich Sutter
Rick St. Croix
Lorne Stamler

Marian Stastny
Pete Stenkowski
Bob Sykes
Rich Sutter
Greg Terrion
Gilles Thibaudeau
Steve Thomas
Errol Thompson
Scott Thornton
Guy Trottier
Darcy Tucker
Ian Turnbull
Norm Ullman
Rick Vaive
Jack Valiquette
Garry Valk
Kurt Walker
Mike Walton
Todd Warriner
Stan Weir
Erik Westrum
Dave Williams
Clarke Wilm
Randy Wood
Mike Zigomanis

MAPLE LEAFS CENTENNIAL SEASON



The 2016-17 NHL season will mark the *Toronto Maple Leafs Centennial Season presented by Molson Canadian* and the team will celebrate the historic occasion with a year full of events that honours Leafs legends, commemorates key moments in club history and engages fans of all ages.

“The Maple Leafs Centennial Anniversary comes at a very special time in the team’s history,” said Maple Leafs President and Alternate Governor Brendan Shanahan. “It allows us to look back and celebrate the great players, accomplishments and special memories of one of the most important franchises in hockey, but at the same time, look ahead to the next 100 years and the start of an exciting new chapter in team history.”

The team unveiled a commemorative Centennial Anniversary logo featuring the Maple Leafs new logo in silver with the number 100 displayed.

To celebrate the Centennial Season, the team announced a series of initiatives and events that will last throughout the year:

- ❖ The Maple Leafs will create new banners to hang in Air Canada Centre to pay tribute to the players that have had their numbers honoured. Throughout the year, the 18 original Air Canada Centre banners will be delivered to the hometowns that produced these players.
- ❖ In the fall, the Leafs will play pre-season games in three (Non-NHL) Canadian cities to give those fans an opportunity to see the team in their own town. On September 26, the Leafs will face the Ottawa Senators in Halifax in pre-season action followed by a tilt versus the Buffalo Sabres in St. Catharines on September 29 and a matchup against the Detroit Red Wings in Hamilton on October 7.
- ❖ In October, the team will officially add to Legends Row, as the statues for Dave Keon, Tim Horton and Turk Broda are publicly unveiled and the three players are immortalized alongside the other Leaf greats featured on the monument including Ted Kennedy, Darryl Sittler, Johnny Bower, Borje Salming, George Armstrong, Syl Apps and Mats Sundin.
- ❖ Maple Leafs fans and prominent members of the hockey community will determine the official list of the 100 greatest players in Toronto Maple Leafs history. The One Hundred presented by Canadian Tire, along with many more Leafs, will be honoured throughout the Centennial season.



CENTENNIAL CLASSIC

The Toronto Maple Leafs and Detroit Red Wings will face-off in an outdoor regular-season game at BMO Field in Toronto on Sunday, Jan. 1, 2017, in the first-ever NHL Centennial Classic.

The NHL Centennial Classic continues the tradition the League has established of hosting a regular-season outdoor game at the onset of the new year to celebrate the origin and history of hockey.

These organizations first played each other on Jan. 4, 1927, when the Toronto St. Patricks defeated the Detroit Cougars, 2-1, in a game near Detroit. The 117 playoff games between the franchises remains the second most in NHL history, trailing only the 170 played between Boston and Montreal.

The Maple Leafs will wear commemorative NHL Centennial Classic uniforms to mark the occasion.

The Maple Leafs Centennial festivities will also include an alumni game between the past great players for the Maple Leafs and the Red Wings.





100

TORONTO
MAPLE
LEAFS



PLAYERS

THE
PRICE of
Success

★ IS ★

HARDWORK



FREDERIK ANDERSEN

FREDERIK ANDERSEN #31



GOALTENDER

HT: 6-4 WT: 220

BORN: Herning, DEN 

DATE: October 2, 1989

CATCHES: Left



Acquired

Traded from Anaheim in exchange for Pittsburgh's first-round selection in the 2016 NHL Entry Draft and a second round selection from the 2017 NHL Entry Draft on June 20, 2016.

VS NHL

Team	GP	W-L-T-OT	SO	GA	GAA	Sv%
ANA	0	0-0-0-0	0	0	0.00	.000
ARI	9	5-0-0-3	0	14	1.56	.941
BOS	4	4-0-0-0	1	6	1.48	.956
BUF	4	4-0-0-0	1	4	1.00	.955
CGY	7	4-0-0-1	0	21	3.45	.876
CAR	3	2-0-0-0	0	8	3.40	.911
CHI	4	1-2-0-1	0	9	2.67	.910
COL	2	1-1-0-0	0	4	2.00	.917
CBJ	4	2-1-0-1	0	12	2.96	.903
DAL	5	3-2-0-0	0	11	2.36	.919
DET	1	1-0-0-0	0	2	2.00	.931
EDM	7	6-0-0-1	0	14	1.99	.919
FLA	4	2-2-0-0	0	10	2.65	.889
LAK	7	5-0-0-1	0	15	2.24	.928
MIN	3	2-1-0-0	0	8	2.67	.904
MTL	1	1-0-0-0	0	1	1.00	.958
NSH	6	4-1-0-0	0	14	2.87	.913
NJD	2	2-0-0-0	0	2	1.00	.957
NYI	3	2-1-0-0	0	8	3.43	.873
NYR	2	1-1-0-0	0	4	3.43	.900
OTT	3	3-0-0-0	0	5	1.65	.941
PHI	4	4-0-0-0	0	11	2.64	.919
PIT	2	0-1-0-0	0	4	3.33	.833
SJS	9	2-6-0-0	0	23	2.95	.908
STL	6	4-2-0-0	1	13	2.18	.932
TBL	2	0-2-0-0	0	10	5.45	.783
TOR	5	1-2-0-1	1	14	3.46	.873
VAN	10	6-1-0-3	1	12	1.16	.954
WSH	1	1-0-0-0	1	0	0.00	1.00
WPG	5	4-0-0-0	0	12	2.69	.912
TOT	125	77-26-0-12	6	271	2.33	.918

2015-16 Highlights

- Awarded the William M. Jennings Trophy along with John Gibson as the goalkeeper(s) having played a minimum of 25 games for the team with the fewest goals scored against it.

GAMES LOST TO INJURY: 4

MOST SAVES: 42 (OCT. 10/15 (ANA) AT SJS)


Career Highlights

- Became the fastest goaltender to reach the 26-win mark (26-5-0) in NHL history and tied the league record for the fastest to 50 career wins (50-13-5), originally set by Montreal's Bill Durnan (50-9-9) in 1944 in 2014-15.
- Led all rookie goaltenders in wins (35), GAA (2.29) and save percentage (.923) with Anaheim in 2013-14.
- Named to the NHL All-Rookie Team in 2013-14.
- Recorded eight shutouts with Frolunda (SEL) in 2011-12, surpassing Henrik Lundqvist's previous team record of seven.

International Highlights

- Selected to play for Team Europe at the 2016 World Cup of Hockey but was forced to withdraw due to injury.
- Played for Denmark at the IIHF World Championship in 2009, 2010, 2011 and 2012.
- Played for Denmark at the 2008 IIHF World Junior Championship.

FREDERIK ANDERSEN



FREDERIK ANDERSEN #31

NHL FIRSTS

GAME: Oct. 20, 2013 (ANA) vs. DAL
(24 saves, 6-3 W)

WIN: Oct. 20, 2013 (ANA) vs. DAL
(24 saves, 6-3 W)

SHUTOUT: Oct. 19, 2014 (ANA) vs. STL
(28 saves, 3-0 W)

NHL SINGLE-GAME HIGHS

MOST SAVES: 49 (Mar. 2, 2014 vs. CAR)

MOST SHOTS: 52 (Mar. 2, 2014 vs. CAR)

LONGEST NHL STREAKS

WINS: 7 (Last: Feb. 13 - Mar. 5, 2016)

LOSSES: 2 (Last: Oct. 27-29, 2016)

SHUTOUT STREAK (MINS): 152:46
(Oct. 17-22, 2014)

REGULAR SEASON PENALTY SHOTS AGAINST

1 - Nov. 12, 2014 (ANA) vs. LAK
(Anze Kopitar, goal)

2 - Feb. 3, 2015 (ANA) vs. CAR
(Brad Malone, goal)

3 - Mar. 26, 2016 (ANA) at OTT
(Mike Hoffman, no goal)

CAREER: Stopped 1 of 3 attempts

MAPLE LEAF FIRSTS

GAME: N/A

WIN: N/A

SHUTOUT: N/A

MAPLE LEAF SINGLE-GAME HIGHS

MOST SAVES: N/A

MOST SHOTS: N/A

LONGEST STREAKS AS A MAPLE LEAF

WINS: N/A

LOSSES: N/A

SHUTOUT STREAK (MINS): N/A

REGULAR SEASON SHOOTOUT RESULTS

2013-14: Stopped 4 of 4 attempts (1.000)

2014-15: Stopped 21 of 32 attempts (.656)

2015-16: Stopped 6 of 12 attempts (.500)

CAREER: Stopped 31 of 48 attempts (.646)

REGULAR SEASON

SEASON	CLUB	LEAGUE	GP	W-L-T	SO	GA	SA	SV%	GAA	MIN	PLAYOFFS						
											G	W-L	SO	GA	SV%	GAA	MIN
2008-09	HERNING	Denmark	22	--	1	51	--	--	2.45	1,249	10	--	0	29	--	2.86	607
2009-10	FREDERIKSHAVN	Denmark	30	--	6	64	--	--	2.19	1,754	11	--	--	26	--	2.34	666
2010-11	FREDERIKSHAVN	Denmark	36	--	--	--	--	--	2.49	1,953	--	--	--	--	--	--	--
	DENMARK	WC	4	0-2-2	0	14	142	.901	3.41	246	--	--	--	--	--	--	--
2011-12	FROLUNDA	SEL	39	24-14-0	8	65	--	.941	1.67	2,335	6	--	0	17	--	2.69	379
	DENMARK	WC	6	1-5-0	1	20	179	.888	3.34	359	--	--	--	--	--	--	--
2012-13	NORFOLK	AHL	47	24-18-1	4	98	1,387	.929	2.19	2,685	--	--	--	--	--	--	--
2013-14	ANAHEIM	NHL	28	20-5-0	0	60	783	.923	2.29	1,569	7	3-2	0	19	.899	3.10	368
	NORFOLK	AHL	4	3-1-0	1	8	131	.939	1.96	245	--	--	--	--	--	--	--
2014-15	ANAHEIM	NHL	54	35-12-5	3	123	1,436	.914	2.38	3,106	16	11-5	1	41	.913	2.34	1,050
2015-16	ANAHEIM	NHL	43	22-9-7	3	88	1,086	.919	2.30	2,298	5	3-2	1	7	.947	1.41	297
	NHL TOTALS		125	77-26-12	6	271	3,305	.918	2.33	6,973	28	17-9	2	67	.916	2.34	1,715

NHL Transactions

Selected by Carolina in the seventh round (187th overall) of the 2010 NHL Entry Draft. Selected by Anaheim in the third round (87th overall) after entering the 2012 NHL Entry Draft.

TYLER BOZAK

TYLER BOZAK #42



CENTRE

HT: 6-1 WT: 196

BORN: Regina, SK

DATE: March 19, 1986

SHOOTS: Right



Acquired

Signed as a free agent on April 3, 2009.

VS NHL

Team	GP	G	A	P	PIM
Anaheim	8	7	6	13	0
Arizona	6	0	2	2	0
Boston	30	6	9	15	0
Buffalo	22	6	10	16	8
Calgary	7	1	2	3	2
Carolina	21	2	8	10	6
Chicago	6	1	0	1	2
Colorado	9	6	7	13	2
Columbus	11	2	3	5	2
Dallas	7	2	3	5	2
Detroit	12	3	2	5	2
Edmonton	9	2	4	6	26
Florida	22	6	6	12	6
Los Angeles	8	0	3	3	4
Minnesota	6	1	1	2	2
Montréal	28	10	10	20	12
Nashville	7	2	2	4	2
New Jersey	23	7	7	14	4
NY Islanders	19	2	7	9	2
NY Rangers	19	3	10	13	6
Ottawa	30	13	11	24	8
Philadelphia	21	4	6	10	8
Pittsburgh	18	8	5	13	4
San Jose	9	1	3	4	2
St. Louis	8	0	3	3	2
Tampa Bay	23	6	12	18	2
Toronto	0	0	0	0	0
Vancouver	9	1	5	6	0
Washington	19	4	4	8	2
Winnipeg	18	1	9	10	6
NHL TOTALS	435	107	160	267	124

2015-16 Highlights

- Ranked fifth on the Maple Leafs in points (35).
- Finished seventh in faceoff win percentage (56.4%) among all NHL players who took at least 1,000 faceoffs.
- Named NHL's Third Star of the Week for the week ending Dec. 27.
- Played in his 400th NHL game on Dec. 3 at MIN.
- Registered his second career hat trick on Dec. 21, 2015 at COL.

GAMES LOST TO INJURY: 25

HIGHEST TOI: 21:16 (Jan. 16/16 vs. BOS)

MOST POINTS: 3 (Two times)

MOST GOALS: 3 (Dec. 21/15 at COL)

MOST ASSISTS: 2 (Two times)

MOST SHOTS: 5 (Three times)

Career Highlights

- Led the NHL in shooting percentage (21.1%) in 2013-14.
- Led the Maple Leafs in faceoff win percentage in 2010-11 (54.6%), 2012-13 (52.6%), and 2014-15 (53.2%).
- Ranked third on the Maple Leafs in goals (23), assists (26) and points (49) in 2014-15.
- Ranked 11th in rookie scoring with 27 points in 2010-11.
- Played in all 82 games in 2014-15 and 2010-11.
- Played in his 100th NHL game on Feb. 27, 2011 at ATL.
- Played in his 200th NHL game on Feb. 2, 2013 vs. BOS.
- Played in his 300th NHL game on Oct. 14, 2014 vs. COL.
- Recorded his 100th NHL assist on Feb. 8, 2014 vs. VAN.
- Recorded his 100th NHL point with an assist on Mar. 20, 2012 vs. NYI.
- Recorded his 200th NHL point with an assist on Nov. 20, 2014 vs. TBL.
- Became the third player in NHL history to score a penalty shot goal and a GWG in overtime in the same game on Mar. 5, 2014 at NYR.
- Became the second player in Maple Leafs history to score a 3-on-5 SHG on Apr. 6, 2011 at NJD (Darryl Sittler accomplished the same feat on Mar. 19, 1980 vs. WPG).

Amateur Highlights

- Led Denver (WCHA) in goals (18) and points (34) in 2007-08.
- Ranked second in the NCAA with five shorthanded goals in 2007-08.
- Named to All-WCHA Third Team and All-WCHA Rookie Team in 2007-08.
- Named to the All-WCHA Academic Team in 2008-09.
- Led Victoria (BCHL) in scoring in 2005-06 (69 points) and 2006-07 (128 points).
- Won the Brett Hull Trophy as the BCHL's Top Scorer in 2006-07.

TYLER BOZAK



TYLER BOZAK #42

NHL FIRSTS

GAME: Oct. 13, 2009 vs. COL
 GOAL: Jan. 14, 2010 vs. PHI (Michael Leighton)
 POINT: Oct. 13, 2009 vs. COL (Assist)

NHL SINGLE-GAME HIGHS

CAREER HAT TRICKS: 2 - (Last: Dec. 21, 2015 at COL)
 GOALS: 3 - (2x - Last: Dec. 21, 2015 at COL)
 ASSISTS: 3 - (Dec. 29, 2013 vs. CAR)
 POINTS: 4 - (Mar. 28, 2015 vs. OTT)

LONGEST NHL STREAKS

GOALS: 3 - Last: Nov. 22 to Nov. 29, 2014 (3G)
 ASSISTS: 5 - Last: Nov. 27 to Dec. 29, 2014 (7A)
 POINTS: 8 - Last: Nov. 29, 2013 to Jan. 7, 2014 (3G, 8A)

REGULAR SEASON OVERTIME GOALS

I. Mar. 5, 2014 at NYR (Lundqvist)

REGULAR SEASON PENALTY SHOTS

I. Mar. 5, 2014 at NYR (Lundqvist, Successful)

MAPLE LEAF FIRSTS/SINGLE-GAME HIGHS

GAME:
 GOAL: (See NHL Firsts/Single-Game Highs)
 POINT:

LONGEST STREAKS AS A MAPLE LEAF

GOALS:
 ASSISTS: (See NHL Streaks)
 POINTS:

REGULAR SEASON SHOOTOUT ATTEMPTS

2009-10: Did not score in 1 attempt (0%)
 2010-11: Scored 3 goals in 4 attempts (75%)
 2011-12: Scored 1 goal in 3 attempts (33%)
 2012-13: Scored 3 goals in 5 attempts (60%)
 2013-14: Scored 3 goals in 5 attempts (60%)
 2014-15: Scored 3 goals in 10 attempts (30%)
 2015-16: Scored 1 goal in 7 attempts (14%)
 CAREER: Scored 14 goals on 35 attempts (40%), 3 GDG

MULTI-POINT GAMES

Multi-Goal Games: 13
 Multi-Assist Games: 20
 Multi-Point Games: 54

REGULAR SEASON

SEASON	CLUB	LEAGUE	REGULAR SEASON											PLAYOFFS				
			GP	G	A	PTS	+/-	PIM	PP	SH	GW	S	S%	GP	G	A	PTS	PIM
2004-05	VICTORIA	BCHL	55	15	16	31	--	24	--	--	--	--	--	5	0	2	2	2
2005-06	VICTORIA	BCHL	56	31	38	69	--	26	--	--	--	--	--	16	8	8	16	14
2006-07	VICTORIA	BCHL	59	45	83	128	--	45	--	--	--	--	--	11	4	9	13	6
2007-08	U. OF DENVER	WCHA	41	18	16	34	--	22	--	--	--	--	--	--	--	--	--	--
2008-09	U. OF DENVER	WCHA	19	8	15	23	--	10	--	--	--	--	--	--	--	--	--	--
2009-10	TORONTO	NHL	37	8	19	27	-5	6	2	0	1	51	15.7	--	--	--	--	--
	TORONTO	AHL	32	4	16	20	-8	6	1	0	0	65	6.2	--	--	--	--	--
2010-11	TORONTO	NHL	82	15	17	32	-29	14	6	1	4	120	12.5	--	--	--	--	--
2011-12	TORONTO	NHL	73	18	29	47	-7	22	4	0	1	109	16.5	--	--	--	--	--
2012-13	TORONTO	NHL	46	12	16	28	-1	6	4	1	3	61	19.7	5	1	1	2	4
2013-14	TORONTO	NHL	58	19	30	49	2	14	5	1	1	90	21.1	--	--	--	--	--
2014-15	TORONTO	NHL	82	23	26	49	-34	44	12	2	3	154	14.9	--	--	--	--	--
2015-16	TORONTO	NHL	57	12	23	35	-9	18	3	0	1	99	12.1	--	--	--	--	--
	NHL TOTALS		435	107	160	267	-83	124	36	5	14	684	15.6	5	1	1	2	4

NHL Transactions

None

JHONAS ENROTH

JHONAS ENROTH #35



GOALTENDER

HT: 5-10 WT: 171

BORN: Stockholm, SWE



DATE: June 25, 1988

CATCHES: Left



Acquired

Signed as a free agent on August 22, 2016

VS NHL

Team	GP	W-L-T-OT	SO	GA	GAA	Sv%
ANA	5	1-2-0-0	1	10	2.55	.897
ARI	1	0-1-0-0	0	3	3.05	.893
BOS	11	1-5-0-4	0	37	3.79	.894
BUF	2	1-0-0-1	1	2	0.98	.962
CGY	6	3-1-0-1	0	14	2.60	.912
CAR	7	3-3-0-0	1	18	2.81	.911
CHI	3	0-3-0-0	0	14	4.72	.876
COL	4	0-3-0-0	0	14	4.35	.856
CBJ	4	2-2-0-0	0	12	4.16	.897
DAL	3	2-1-0-0	0	7	2.33	.933
DET	4	0-3-0-0	0	12	3.36	.882
EDM	2	0-2-0-0	0	6	3.05	.903
FLA	5	3-1-0-1	0	6	1.29	.961
LAK	3	1-2-0-0	1	4	1.35	.960
MIN	5	1-4-0-0	0	22	4.41	.859
MTL	10	6-2-0-0	0	20	2.35	.925
NSH	4	2-1-0-0	0	8	2.38	.907
NJD	6	1-3-0-1	0	16	2.69	.893
NYI	6	2-4-0-0	0	16	2.67	.921
NYR	6	2-2-0-1	1	14	2.56	.914
OTT	9	4-4-0-1	0	26	2.84	.914
PHI	5	1-2-0-0	1	10	2.50	.912
PIT	6	1-5-0-0	0	20	3.65	.888
SJS	6	5-0-0-0	0	7	1.32	.957
STL	3	1-1-0-0	1	2	0.95	.963
TBL	8	4-3-0-1	0	22	2.72	.912
TOR	3	1-2-0-0	0	11	3.61	.864
VAN	0	0-0-0-0	0	0	0.00	.000
WSH	5	2-0-0-3	0	15	2.91	.916
WPG	5	0-4-0-1	0	11	2.23	.929
TOT	147	50-66-0-15	7	379	2.80	.911

2015-16 Highlights

- Posted a 7-5-1 record in 16 appearances (13 starts) with Los Angeles.
- Ranked fifth in goals against average (2.17) among all NHL goaltenders to play in at least 15 games.

GAMES LOST TO INJURY: 0

MOST SAVES: 39 (OCT. 22/15 AT SJS)


Career Highlights

- Named to the 2012 NHL All-Rookie Team in 2011-12 after leading all rookie goaltenders in games played (26), games started (22) and saves (693).
- Became first goaltender in NHL history to record each of his first three victories in a shootout during the 2010-11 season.
- Finished second among AHL rookie goaltenders in wins (26) and fourth in shutouts (3) with Portland in 2008-09.
- Led the Swedish Elite League in GAA (2.13) with Soderstalje in 2007-08.
- Named a finalist for the Swedish Elite League's rookie of the year award in 2007-08.

International Highlights

- Selected to play for Team Sweden at the 2016 World Cup of Hockey
- Won a silver medal with Team Sweden at the 2014 Winter Olympics
- Won a gold medal with Team Sweden at the 2013 IIHF World Championship
- Played for Team Sweden at the 2012 IIHF World Championship
- Won a silver medal with Team Sweden at the 2008 IIHF World Junior Championship
- Played for Team Sweden at the 2007 IIHF World Junior Championship.

JHONAS ENROTH



JHONAS ENROTH #35

NHL FIRSTS

GAME: Nov. 7, 2009 (BUF) at BOS
(33 saves, 4-2 L)
WIN: Nov. 6, 2010 (BUF) at TOR
(23 saves, 3-2 S/O W)
SHUTOUT: Mar. 30, 2011 (BUF) vs. NYR (I-O W)

NHL SINGLE-GAME HIGHS

MOST SAVES: 44 (2x - Last: Oct. 25, 2013
(BUF) at FLA)
MOST SHOTS: 47 (Oct. 11, 2014 (BUF) at CHI)

LONGEST NHL STREAKS

WINS: 4 (Last: April 4-11, 2015)
LOSSES: 4 (Last: Mar. 9-16, 2014)

REGULAR SEASON PENALTY SHOTS AGAINST

1 - Nov. 26, 2011 (BUF) vs. WSH
(Jason Chimera, goal)
2 - Apr. 22, 2013 (BUF) vs. WPG
(Evander Kane, no goal)
3 - Oct. 5, 2013 (BUF) at PIT
(Chris Kunitz, goal)

CAREER: Stopped 1 of 3 attempts

MAPLE LEAF FIRSTS

GAME: N/A
WIN: N/A
SHUTOUT: N/A

MAPLE LEAF SINGLE-GAME HIGHS

MOST SAVES: N/A
MOST SHOTS: N/A

LONGEST STREAKS AS A MAPLE LEAF

WINS: N/A
LOSSES: N/A

REGULAR SEASON SHOOTOUT RESULTS

2010-11: Stopped 14 of 19 attempts (.737)
2011-12: Stopped 14 of 22 attempts (.636)
2012-13: Stopped 0 of 2 attempts (.000)
2013-14: Stopped 2 of 3 attempts (.667)
2014-15: Stopped 20 of 21 attempts (.952)
2015-16: Stopped 3 of 3 attempts (1.000)

CAREER: Stopped 53 of 70 attempts (.757)

SEASON	CLUB	LEAGUE	REGULAR SEASON								PLAYOFFS						
			GP	W-L-T	SO	GA	SA	SV%	GAA	MIN	G	W-L	SO	GA	SV%	GAA	MIN
2006-07	SWEDEN	WJC	3	--	0	7	62	.887	2.91	144	--	--	--	--	--	--	--
2007-08	SODERTALJE SK	SEL	27	--	--	2	56	--	2.13	--	--	--	--	--	--	--	--
	SWEDEN	WJC	5	4-1-0	0	12	126	.905	2.33	--	--	--	--	--	--	--	--
2008-09	PORTLAND	AHL	58	26-23-6	3	157	1,676	.910	2.75	3,424	--	--	--	--	--	--	--
2009-10	BUFFALO	NHL	1	0-1-0	0	4	37	.892	4.14	58	--	--	--	--	--	--	--
	PORTLAND	AHL	48	28-18-1	5	110	1,350	.919	2.37	2,781	--	--	--	--	--	--	--
2010-11	BUFFALO	NHL	14	9-2-2	1	35	377	.907	2.73	769	1	0-0	0	1	.875	3.53	17
	PORTLAND	AHL	41	20-17-2	0	111	1,148	.912	2.78	2,393	4	1-2	0	10	.912	2.77	217
2011-12	BUFFALO	NHL	26	8-11-4	1	63	756	.917	2.70	1,399	--	--	--	--	--	--	--
	SWEDEN	WC	2	2-0-0	0	5	38	.868	2.50	120	--	--	--	--	--	--	--
2012-13	BUFFALO	NHL	12	4-4-1	1	27	332	.919	2.60	623	--	--	--	--	--	--	--
	ALMTUNA IS	Swe-2	14	--	--	--	--	--	2.31	--	--	--	--	--	--	--	--
	SWEDEN	WC	7	6-1-0	2	8	--	.183	.956	418	--	--	--	--	--	--	--
2013-14	BUFFALO	NHL	28	4-17-5	0	74	834	.911	2.82	1,574	--	--	--	--	--	--	--
2014-15	BUFFALO	NHL	37	13-21-2	1	120	1,237	.903	3.27	2,204	--	--	--	--	--	--	--
	DALLAS	NHL	13	5-5-0	1	25	267	.906	2.38	630	--	--	--	--	--	--	--
	SWEDEN	WC	4	4-0-0	0	15	121	.876	2.72	330	--	--	--	--	--	--	--
2015-16	LOS ANGELES	NHL	16	7-5-1	2	31	398	.922	2.17	856	--	--	--	--	--	--	--
	NHL TOTALS		147	50-66-15	7	379	4,238	.911	2.80	8,115	1	0-0	0	1	.875	3.53	17

NHL Transactions

Selected by Buffalo in the second round (46th overall) of the 2006 NHL Entry Draft. Traded from Buffalo to Dallas in exchange for Anders Lindback and a 2016 third-round pick on February 11, 2015. Signed with Los Angeles as a free agent on July 1, 2015.

JAKE GARDINER

JAKE GARDINER #51



DEFENCEMAN

HT: 6-2 WT: 197

BORN: Minnetonka, MN 

DATE: July 4, 1990

SHOOTS: Left



Acquired

Traded from Anaheim with Joffrey Lupul and a fourth-round pick in the 2013 NHL Entry Draft in exchange for Francois Beauchemin on February 9, 2011.

VS NHL

Team	GP	G	A	P	PIM
Anaheim	7	0	0	0	0
Arizona	6	1	1	2	4
Boston	21	1	9	10	6
Buffalo	16	3	6	9	2
Calgary	7	1	5	6	0
Carolina	12	0	1	1	4
Chicago	7	0	1	1	4
Colorado	5	1	4	5	4
Columbus	10	1	1	2	2
Dallas	7	1	2	3	2
Detroit	13	1	2	3	4
Edmonton	8	3	4	7	4
Florida	17	0	7	7	5
Los Angeles	7	0	2	2	0
Minnesota	7	2	1	3	4
Montréal	19	0	1	1	6
Nashville	7	0	1	1	2
New Jersey	15	0	5	5	2
NY Islanders	15	1	10	11	2
NY Rangers	11	0	2	2	0
Ottawa	19	1	5	6	2
Philadelphia	12	2	2	4	2
Pittsburgh	13	1	4	5	4
San Jose	7	4	0	4	2
St. Louis	7	0	4	4	2
Tampa Bay	18	3	6	9	14
Toronto	0	0	0	0	0
Vancouver	8	1	3	4	6
Washington	14	0	3	3	4
Winnipeg	10	0	0	0	0
NHL TOTALS	325	28	92	120	93

2015-16 Highlights

- Finished sixth on the Maple Leafs (and second among defenceman) with 31 points.
- Set a new career-high with four points (four assists) on Dec. 21, 2015 at COL.
- Registered his 100th NHL point on Dec. 29, 2015 vs. NYI.
- Played in his 300th NHL game on Feb. 20 vs. PHI.

GAMES LOST TO INJURY: 3

HIGHEST TOI: 22:26 (Dec. 17/15 vs. SJS)

MOST POINTS: 4 (Dec. 21/15 at COL)

MOST GOALS: 1 (Seven times)

MOST ASSISTS: 4 (Dec. 21/15 at COL)

MOST SHOTS: 5 (Two times)

Career Highlights

- Ranked second on the Maple Leafs in TOI/GP (21:04) in 2013-14.
- Led all NHL rookie defencemen in assists (23) and points (30) in 2011-12.
- Ranked third among all NHL rookies in TOI/GP (21:35) in 2011-12.
- Led all AHL defencemen in playoff assists (9) with the Toronto Marlies (AHL) in 2011-12.
- Played in his 200th NHL game on Dec. 28, 2014 vs. FLA.
- Played in his 100th NHL game on Oct. 29, 2013 at EDM.
- Named to NHL All-Rookie Team in 2011-12.

Amateur Highlights

- Ranked first on Wisconsin (WCHA) in assists (30 - tie) and third in points (40) in 2010-11.
- Named to NCAA West Second All-American Team and the WCHA Second All-Star Team in 2010-11.
- Named to the WCHA All-Rookie Team in 2008-09.

International Highlights

- Won a bronze medal with Team USA at the 2015 IIHF World Championship.
- Won a gold medal with Team USA at the 2010 IIHF World Junior Championship.

JAKE GARDINER



JAKE GARDINER #51

NHL FIRSTS

GAME: Oct. 6, 2011 vs. MTL
 GOAL: Jan. 24, 2012 at NYI (Al Montoya)
 POINT: Oct. 20, 2011 at BOS (Assist)

NHL SINGLE-GAME HIGHS

CAREER HAT TRICKS: None
 GOALS: 2 (Mar. 11, 2014 at SJS)
 ASSISTS: 4 (Dec. 21, 2015 at COL)
 POINTS: 4 (Dec. 21, 2015 at COL)

LONGEST NHL STREAKS

GOALS: 2 - Last: Feb. 9 to Feb. 11, 2016 (2G)
 ASSISTS: 4 - Last: Mar. 23 to Mar. 29, 2014 (6A)
 POINTS: 4 - Last: Mar. 23 to Mar. 29, 2014 (6A)

REGULAR SEASON OVERTIME GOALS

1. Apr. 7, 2016 at PHI

REGULAR SEASON PENALTY SHOTS

None

MAPLE LEAF FIRSTS

GAME:
 GOAL: (See NHL Firsts)
 POINT:

MAPLE LEAF SINGLE-GAME HIGHS

GAME:
 GOAL: (See NHL Single-Game Highs)
 POINT:

LONGEST STREAKS AS A MAPLE LEAF

GOALS:
 ASSISTS: (See NHL Streaks)
 POINTS:

REGULAR SEASON SHOOTOUT ATTEMPTS

None

CAREER MULTI-POINT GAMES

Multi-Goal Games: 1
 Multi-Assist Games: 14
 Multi-Point Games: 19

SEASON	CLUB	LEAGUE	REGULAR SEASON											PLAYOFFS					
			GP	G	A	PTS	+/-	PIM	PP	SH	GW	S	S%	GP	G	A	PTS	PIM	
2008-09	U. OF WISCONSIN	WCHA	39	3	18	21	--	16	--	--	--	--	--	--	--	--	--	--	--
2009-10	U. OF WISCONSIN	WCHA	41	6	7	13	--	20	--	--	--	--	--	--	--	--	--	--	--
	UNITED STATES	WJC	7	0	3	3	--	4	--	--	--	--	--	--	--	--	--	--	--
2010-11	TORONTO	AHL	10	0	3	3	4	4	0	0	0	13	0.0	--	--	--	--	--	--
	U. OF WISCONSIN	WCHA	41	10	31	41	--	24	--	--	--	--	--	--	--	--	--	--	--
2011-12	TORONTO	NHL	75	7	23	30	-2	18	1	0	0	79	8.9	--	--	--	--	--	--
	TORONTO	AHL	4	0	2	2	0	2	0	0	0	7	0.0	17	2	9	11	10	
2012-13	TORONTO	NHL	12	0	4	4	0	0	0	0	0	12	0.0	6	1	4	5	0	
	TORONTO	AHL	43	10	21	31	1	12	6	0	2	113	8.8	--	--	--	--	--	
2013-14	TORONTO	NHL	80	10	21	31	-3	19	2	1	1	136	7.4	--	--	--	--	--	
	UNITED STATES	WC	8	1	3	4	--	0	--	--	--	--	--	--	--	--	--	--	
2014-15	TORONTO	NHL	79	4	20	24	-23	24	0	0	0	100	4.0	--	--	--	--	--	
	UNITED STATES	WC	8	1	3	4	--	0	--	--	--	--	--	--	--	--	--	--	
2015-16	TORONTO	NHL	79	7	24	31	-15	32	1	0	2	122	5.7	--	--	--	--	--	
NHL TOTALS			325	28	92	120	-43	93	4	1	3	449	6.2	6	1	4	5	0	

NHL Transactions

Selected by the Anaheim Ducks in the first round (17th overall) of the 2008 NHL Entry Draft.

COLIN GREENING

COLIN GREENING #38



LEFT WING

HT: 6-2 WT: 210

BORN: St. John's, NL

DATE: March 9, 1986

SHOOTS: Left



Acquired

Traded from Ottawa along with Jared Cowen, Milan Michalek, Tobias Lindberg and a 2017 second-round draft pick from the Ottawa Senators in exchange for Dion Phaneuf, Casey Bailey, Cody Donaghey, Matt Frattin and Ryan Rupert on February 9, 2016.

VS NHL

Team	GP	G	A	P	PIM
Anaheim	5	0	0	0	2
Arizona	3	0	2	2	4
Boston	21	2	1	3	2
Buffalo	21	2	2	4	15
Calgary	4	1	1	2	2
Carolina	11	1	3	4	7
Chicago	6	0	1	1	4
Colorado	4	0	0	0	0
Columbus	5	0	1	1	2
Dallas	3	0	1	1	0
Detroit	8	1	0	1	4
Edmonton	5	1	0	1	2
Florida	19	6	2	8	4
Los Angeles	5	0	0	0	2
Minnesota	4	1	1	2	0
Montréal	17	3	5	8	9
Nashville	5	0	0	0	9
New Jersey	14	2	4	6	6
NY Islanders	9	1	3	4	0
NY Rangers	13	2	3	5	2
Ottawa	2	0	0	0	5
Philadelphia	14	3	4	7	20
Pittsburgh	11	3	5	8	4
San Jose	5	2	1	3	2
St. Louis	5	0	0	0	2
Tampa Bay	20	1	7	8	9
Toronto	16	6	4	10	11
Vancouver	5	3	0	3	4
Washington	13	3	2	5	15
Winnipeg	13	1	4	5	2
NHL TOTALS	286	45	57	102	150

2015-16 Highlights

- Played one game with Ottawa (NHL) and 41 games with Binghamton (AHL) before being acquired by the Maple Leafs in a multi-player trade on Feb. 9, 2016.
- Made his Maple Leafs debut on Feb. 11, 2016 at EDM.
- Recorded his first point as a Maple Leaf with an assist on Feb. 15, 2016 at CHI.
- Scored his first goal as a Maple Leaf on Feb. 18, 2016 vs. NYR.
- Recorded his 100th NHL point with a goal on Apr. 4, 2016 vs. FLA.

GAMES LOST TO INJURY: 0

HIGHEST TOI: 18:17 (Feb. 18/16 vs. NYR)

MOST POINTS: 2 (Two times)

MOST GOALS: 2 (Apr. 4/16 vs. FLA)

MOST ASSISTS: 1 (Eight times)

MOST SHOTS: 6 (Apr. 4/16 vs. FLA)

Career Highlights

- Played in all 82 regular season games for Ottawa in 2011-12.
- Played in his 100th NHL game on Mar. 24, 2012 vs. PIT.
- Played in his 200th NHL game on Jan. 14, 2014 at MIN.
- Selected as one of 12 rookies to participate in the YoungStars Game at the 2012 NHL All-Star Weekend and finished second in the fastest skater competition (12.963).
- Was a member of the Binghamton Senators (AHL) Calder Cup championship team in 2010-11.

Amateur Highlights

- Named an ECAC second-team All-Star three times; 2007-08, 2008-09 and 2009-10.
- Named to the ECAC All-Academic Team four times; 2006-07, 2007-08, 2008-09 and 2009-10.
- Named the ECAC's ECAC Hockey Student-Athlete of the Year and honoured with the Lowe's Senior CLASS Award in 2010.

COLIN GREENING



COLIN GREENING #38

NHL FIRSTS

GAME: Feb. 1, 2011 (OTT) at NJD
 GOAL: Mar. 3, 2011 (OTT) at ATL (Chris Mason)
 POINT: Feb. 23, 2011 (OTT) vs. FLA (Assist)

NHL SINGLE-GAME HIGHS

CAREER HAT TRICKS: None
 GOALS: 2 (3x - Last: Apr. 4, 2016 vs. FLA)
 ASSISTS: 3 (Jan. 10, 2012 at PIT)
 POINTS: 3 (2x - Last: Feb. 23, 2013 vs. TOR)

LONGEST NHL STREAKS

GOALS: 3 - Last: Mar. 14-17, 2012 (OTT) (3G)
 ASSISTS: 2 - Last: Mar. 22-24, 2014 (OTT) (2A)
 POINTS: 4 - Last: Dec. 7-13, 2011 (OTT) (1G, 3A)

REGULAR SEASON OVERTIME GOALS

None

REGULAR SEASON PENALTY SHOTS

None

MAPLE LEAF FIRSTS

GAME: Feb. 11, 2016 at EDM
 GOAL: Feb. 18, 2016 vs. NYR (Antti Raanta)
 POINT: Feb. 15, 2016 at CHI (Assist)

MAPLE LEAF SINGLE-GAME HIGHS

GOALS: 2 (Apr. 4, 2016 vs. FLA)
 ASSISTS: 1 (8x - Last: Apr. 7, 2016 at PHI)
 POINTS: 2 - (2x - Last: Apr. 7, 2016 at PHI)

LONGEST STREAKS AS A MAPLE LEAF

GOALS: 2 - Last: Apr. 2 to Apr. 4, 2016
 ASSISTS: 1 - Last: Apr. 7, 2016
 POINTS: 2 - Last: Apr. 2 to Apr. 4, 2016

REGULAR SEASON SHOOTOUT ATTEMPTS

2014-15: Scored 0 goals in 1 attempts (0%)
CAREER: Scored 0 goals on 1 attempts (0%)

CAREER MULTI-POINT GAMES

Multi-Goal Games: 3
 Multi-Assist Games: 5
 Multi-Point Games: 12

REGULAR SEASON

PLAYOFFS

SEASON	CLUB	LEAGUE	GP	G	A	PTS	+/-	PIM	PP	SH	GW	S	S%	GP	G	A	PTS	PIM
2005-06	NANAIMO	BCHL	56	27	35	62	--	46	--	--	--	--	--	5	3	0	3	2
2006-07	CORNELL	ECAC	31	11	8	19	--	26	--	--	--	--	--	--	--	--	--	--
2007-08	CORNELL	ECAC	36	14	19	33	--	41	--	--	--	--	--	--	--	--	--	--
2008-09	CORNELL	ECAC	36	15	16	31	--	28	--	--	--	--	--	--	--	--	--	--
2009-10	CORNELL	ECAC	34	15	20	35	--	31	--	--	--	--	--	--	--	--	--	--
2010-11	OTTAWA	NHL	24	6	7	13	2	10	0	0	2	57	10.5	--	--	--	--	--
	BINGHAMTON	AHL	59	15	25	40	12	41	0	0	2	133	11.3	23	1	4	5	13
2011-12	OTTAWA	NHL	82	17	20	37	-4	46	4	0	0	184	9.2	7	0	1	1	0
2012-13	OTTAWA	NHL	47	8	11	19	5	11	2	0	2	80	10.0	10	3	1	4	2
	AALBORG	Denmark	17	13	12	25	--	12	--	--	--	--	--	--	--	--	--	--
2013-14	OTTAWA	NHL	76	6	11	17	-15	41	2	0	1	108	5.6	--	--	--	--	--
2014-15	OTTAWA	NHL	26	1	0	1	-5	29	0	0	0	39	2.6	--	--	--	--	--
	BINGHAMTON	AHL	12	5	2	7	-2	13	0	1	0	25	20.0	--	--	--	--	--
2015-16	OTTAWA	NHL	1	0	0	0	0	0	0	0	0	2	0.0	--	--	--	--	--
	TORONTO	NHL	30	7	8	15	-2	13	1	0	0	56	12.5	--	--	--	--	--
	BINGHAMTON	AHL	41	7	6	13	-2	52	1	1	0	89	7.6	--	--	--	--	--
	NHL TOTALS		286	45	57	102	-19	150	9	0	5	526	8.6	17	3	2	5	2
	LEAFS TOTALS		30	7	8	15	-2	13	1	0	0	56	12.5	--	--	--	--	--

NHL Transactions

Selected by Ottawa in the seventh-round (204th overall) of the 2005 NHL Entry Draft.

PETER HOLLAND

★ PETER HOLLAND #24



CENTRE

HT: 6-2 WT: 201

BORN: Toronto, ON 

DATE: January 14, 1991

SHOOTS: Left



★ Acquired

Acquired from Anaheim with Brad Staubitz for Jesse Blacker, Toronto's second round pick and Anaheim's seventh round pick (previously acquired) in 2014 Entry Draft on November 16, 2013.

★ VS NHL

Team	GP	G	A	P	PIM
Anaheim	3	0	1	1	2
Arizona	7	0	1	1	5
Boston	10	2	3	5	0
Buffalo	9	1	1	2	4
Calgary	4	2	0	2	0
Carolina	6	0	2	2	0
Chicago	7	4	1	5	2
Colorado	6	0	4	4	0
Columbus	6	2	2	4	2
Dallas	9	1	2	3	4
Detroit	14	1	0	1	8
Edmonton	3	1	1	2	0
Florida	7	1	2	3	7
Los Angeles	4	1	0	1	2
Minnesota	4	0	0	0	2
Montréal	9	0	2	2	2
Nashville	7	1	2	3	2
New Jersey	5	0	1	1	4
NY Islanders	8	1	3	4	2
NY Rangers	9	2	0	2	4
Ottawa	8	2	2	4	4
Philadelphia	7	2	1	3	10
Pittsburgh	8	0	0	0	6
San Jose	7	2	1	3	0
St. Louis	6	1	2	3	0
Tampa Bay	9	0	2	2	11
Toronto	0	0	0	0	0
Vancouver	5	2	2	4	0
Washington	5	1	1	2	0
Winnipeg	3	0	0	0	0
NHL TOTALS	195	30	39	69	83

★ 2015-16 Highlights

- Tied for second on the Maple Leafs with five power play goals and tied for third on the team with 11 power play points.
- Registered first-career three-assist game and second career three-point game on Nov. 17 vs. COL.

GAMES LOST TO INJURY: 12

HIGHEST TOI: 20:53 (Feb. 6/16 at OTT)

MOST POINTS: 3 (Nov. 17/15 vs. COL)

MOST GOALS: 1 (Nine times)

MOST ASSISTS: 3 (Nov. 17/15 vs. COL)

MOST SHOTS: 7 (Jan. 2/16 vs. STL)

★ Career Highlights

- Scored his first career shorthanded goal on Nov. 8, 2014 vs. NYR.
- Skated in 100th game as a Maple Leaf on Apr. 8 at CBJ.
- Skated in 100th NHL game on Dec. 18, 2014 at CAR.
- Named to 2013 AHL Eastern All-Star Team with Norfolk but did not play due to NHL recall.
- Ranked fourth among AHL rookies in points (60) with Syracuse in 2011-12.
- Named AHL Rookie of the Month for March of 2012 with Syracuse.

★ Amateur Highlights

- Ranked second on Guelph (OHL) in goals (37) and third in points (88) in 2010-11.
- Ranked second on Guelph (OHL) in assists (39) and points (67) in 2009-10.
- Ranked second on Guelph (OHL) in goals (28) and points (67) in 2008-09.
- Played in OHL All-Star Game in 2008-09.
- Selected to play in CHL Top Prospects Game in 2008-09.
- Named Guelph's Rookie of the Year in 2007-08

★ International Highlights

- Played for Team Canada at the 2009 IIHF World Under-18 Championship

PETER HOLLAND



🍁 PETER HOLLAND #24

NHL FIRSTS

GAME: Nov. 5, 2011 (ANA) at DET
 GOAL: Nov. 11, 2011 (ANA) vs. VAN (Roberto Luongo)
 POINT: Nov. 11, 2011 (ANA) vs. VAN (Goal)

NHL SINGLE-GAME HIGHS

CAREER HAT TRICKS: None
 GOALS: 2 - (Last: Dec. 14, 2014 (TOR) vs. CHI)
 ASSISTS: 3 - (Last: Nov. 17, 2015 vs. COL)
 POINTS: 3 - (2x - Last: Nov. 17, 2015 vs. COL)

LONGEST NHL STREAKS

GOALS: 3 - Last: Nov. 8-12, 2014 (3G)
 ASSISTS: 2 - Last: Jan. 23-26, 2016 (2A)
 POINTS: 4 - Last: Mar. 3-6, 2015 (2G, 2A)

REGULAR SEASON OVERTIME GOALS

None

REGULAR SEASON PENALTY SHOTS

None

CAREER MULTI-POINT GAMES

Multi-Goal Games: 1
 Multi-Assist Games: 3
 Multi-Point Games: 10

MAPLE LEAF FIRSTS

GAME: Nov. 16, 2013 vs. BUF
 GOAL: Nov. 21, 2013 vs. NSH (Peter Mazenec)
 POINT: Nov. 21, 2013 vs. NSH (Goal)

MAPLE LEAF SINGLE-GAME HIGHS

GOALS: 2 - (Last: Dec. 14, 2014 vs. CHI)
 ASSISTS: 3 - (Last: Nov. 17, 2015 vs. COL)
 POINTS: 3 - (2x - Last: Nov. 17, 2015 vs. COL)

LONGEST STREAKS AS A MAPLE LEAF

GOALS: 3 - Last: Nov. 8-12, 2014 (3G)
 ASSISTS: 2 - Last: Jan. 23-26, 2016 (2A)
 POINTS: 4 - Last: Mar. 3-6, 2015 (2G, 2A)

REGULAR SEASON SHOOTOUT ATTEMPTS

2011-12: None
 2012-13: None
 2013-14: None
 2014-15: Scored 1 goal on 3 attempts (33%)
 2015-16: Scored 4 goals on 9 attempts (44%)
CAREER: Scored 5 goal on 12 attempts (42%),

SEASON	CLUB	LEAGUE	REGULAR SEASON											PLAYOFFS					
			GP	G	A	PTS	+/-	PIM	PP	SH	GW	S	S%	GP	G	A	PTS	PIM	
2006-07	BRAMPTON	MINOR-ON	68	59	60	119	--	107	--	--	--	--	--	--	--	--	--	--	--
2007-08	GUELPH	OHL	62	8	15	23	--	31	3	0	--	--	--	10	0	1	1	4	
2008-09	GUELPH	OHL	68	28	39	67	--	42	10	0	--	--	--	4	4	0	4	2	
	CANADA	WJC-UI8	6	1	4	5	--	8	--	--	--	--	--	--	--	--	--	--	
2009-10	GUELPH	OHL	59	30	50	80	--	40	9	2	--	--	--	5	3	5	8	12	
2010-11	GUELPH	OHL	67	37	51	88	--	57	15	2	--	--	--	6	3	6	9	4	
	SYRACUSE	AHL	3	3	3	6	-2	0	2	0	1	11	27.3	--	--	--	--	--	
2011-12	ANAHEIM	NHL	4	1	0	1	0	2	0	0	1	1	100.0	--	--	--	--	--	
	SYRACUSE	AHL	71	23	37	60	8	59	9	0	0	181	12.7	--	--	--	--	--	
2012-13	ANAHEIM	NHL	21	3	2	5	4	4	1	0	0	26	11.5	--	--	--	--	--	
	NORFOLK	AHL	45	19	20	39	-13	68	6	1	2	124	15.3	--	--	--	--	--	
2013-14	ANAHEIM	NHL	4	1	0	1	-1	2	0	0	0	3	33.3	--	--	--	--	--	
	TORONTO	NHL	39	5	5	10	1	16	1	0	0	40	12.5	--	--	--	--	--	
	NORFOLK	AHL	10	5	4	9	4	22	1	0	1	23	21.7	--	--	--	--	--	
	TORONTO	AHL	14	5	5	10	2	10	2	0	0	38	13.2	11	7	8	15	6	
2014-15	TORONTO	NHL	62	11	14	25	0	31	1	1	3	93	11.8	--	--	--	--	--	
2015-16	TORONTO	NHL	65	9	18	27	-16	28	5	0	1	138	6.5	--	--	--	--	--	
	NHL TOTALS		195	30	39	69	-12	83	8	1	5	301	10.0	--	--	--	--	--	
	LEAFS TOTALS		166	25	37	62	-15	75	7	1	4	271	9.2	--	--	--	--	--	

🍁 NHL Transactions

Selected by Anaheim in the first round (15th overall) of the 2009 NHL Entry Draft.

MATT HUNWICK

MATT HUNWICK #2



DEFENCEMAN

HT: 5-11 WT: 191

BORN: Warren, MI

DATE: May 21, 1985

SHOOTS: Left



Acquired

Signed as a free agent on July 1, 2015.

VS NHL

Team	GP	G	A	P	PIM
Anaheim	14	2	6	8	4
Arizona	11	0	0	0	2
Boston	7	1	1	2	6
Buffalo	21	1	4	5	16
Calgary	15	0	3	3	4
Carolina	16	1	2	3	15
Chicago	13	0	1	1	4
Colorado	5	0	2	2	4
Columbus	14	1	2	3	4
Dallas	7	0	1	1	4
Detroit	13	0	3	3	2
Edmonton	14	0	0	0	4
Florida	13	1	2	3	2
Los Angeles	11	1	2	3	4
Minnesota	17	0	4	4	10
Montréal	20	2	2	4	4
Nashville	11	0	2	2	6
New Jersey	16	0	1	1	6
NY Islanders	13	1	4	5	6
NY Rangers	10	2	1	3	0
Ottawa	18	0	0	0	8
Philadelphia	12	2	2	4	6
Pittsburgh	16	2	3	5	4
San Jose	11	0	0	0	4
St. Louis	13	0	4	4	8
Tampa Bay	15	0	3	3	2
Toronto	14	1	4	5	6
Vancouver	13	0	0	0	8
Washington	18	2	3	5	6
Winnipeg	16	0	6	6	5
NHL TOTALS	407	20	68	88	164

2015-16 Highlights

- Led all NHL players in shorthanded ice time per game (3:42) and ranked second on the Maple Leafs in TOI/GP (22:33).
- Played in his 400th NHL game on Feb. 13 at VAN.
- Missed the final 17 games of the season with a sports hernia.

GAMES LOST TO INJURY: 22

HIGHEST TOI: 28:37 (Dec. 30/15 vs. PIT)

MOST POINTS: 2 (Dec. 19 vs. LAK)

MOST GOALS: 1 (Two times)

MOST ASSISTS: 2 (Dec. 19 vs. LAK)

MOST SHOTS: 3 (10 times)

Career Highlights

- Ranked second in TOI/GP (21:31) with Colorado in 2012-13.
- Played in his 300th NHL game on Nov. 1, 2014 vs. WPG.
- Played in his 200th NHL game on Feb. 26, 2011 at LAK.
- Played in his 100th NHL game on Dec. 27, 2009 at FLA.
- Led all Lake Erie (AHL) defencemen in assists (23), points (31) and plus/minus (+4) in 2013-14.

Amateur Highlights

- Helped Michigan (NCAA) capture the CCHA championship in 2004-05
- Honoured as the CCHA's Best Defensive Defenceman in 2006-07.
- Named a NCAA West Second All-American in 2006-07.
- Named to the CCHA First All-Star Team in 2006-07 and the Second All-Star Team in 2004-05 and 2005-06.
- Named to the CCHA All-Rookie Team in 2003-04

International Highlights

- Won a bronze medal with Team USA at the 2013 IIHF World Championship while registering the best plus/minus rating (+9) in the tournament
- Won a gold medal with Team USA at the 2004 IIHF World Junior Championship.

MATT HUNWICK



MATT HUNWICK #2

NHL FIRSTS

GAME: Nov. 10, 2007 (BOS) vs. BUF
 GOAL: Nov. 17, 2008 (BOS) at TOR (Vesa Toskala)
 POINT: Dec. 8, 2007 (BOS) at TOR (Assist)

NHL SINGLE-GAME HIGHS

CAREER HAT TRICKS: None
 GOALS: 1 (20x - Last: Feb. 27, 2016 at MTL)
 ASSISTS: 3 - (2x - Last: Mar. 28, 2009 (BOS) at TOR)
 POINTS: 3 - (2x - Last: Mar. 28, 2009 (BOS) at TOR)

LONGEST NHL STREAKS

GOALS: 2 - Last: Feb. 26 to Feb. 28, 2009
 ASSISTS: 3 - Last: Feb. 12 to Feb. 16, 2011
 POINTS: 6 - Nov. 17 to Nov. 28, 2008 (3G, 5A)

REGULAR SEASON OVERTIME GOALS

None

REGULAR SEASON PENALTY SHOTS

None

MAPLE LEAF FIRSTS

GAME: Oct. 7, 2015 vs. MTL
 GOAL: Jan. 19, 2016 at PHI (Steve Mason)
 POINT: Nov. 17, 2015 vs. COL (Assist)

MAPLE LEAF SINGLE-GAME HIGHS

GOALS: 1 (2x - Last: Feb. 27, 2016 at MTL)
 ASSISTS: 2 - (Dec. 19, 2015 vs. LAK)
 POINTS: 2 - (Dec. 19, 2015 vs. LAK)

LONGEST STREAKS AS A MAPLE LEAF

GOALS: 1 - Feb. 27, 2016
 ASSISTS: 2 - Jan. 2 to Jan. 6, 2016
 POINTS: 2 - Jan. 2 to Jan. 6, 2016

REGULAR SEASON SHOOTOUT ATTEMPTS

None

CAREER MULTI-POINT GAMES

Multi-Goal Games: 0
 Multi-Assist Games: 4
 Multi-Point Games: 6

REGULAR SEASON

PLAYOFFS

SEASON	CLUB	LEAGUE	REGULAR SEASON											PLAYOFFS					
			GP	G	A	PTS	+/-	PIM	PP	SH	GW	S	S%	GP	G	A	PTS	PIM	
2001-02	U.S. DEV.	U-17	14	3	4	7	--	6	--	--	--	--	--	--	--	--	--	--	--
	U.S. DEV.	NAHL	29	2	1	3	--	30	--	--	--	--	--	--	--	--	--	--	--
2002-03	U.S. DEV.	U-18	40	6	16	22	--	40	--	--	--	--	--	--	--	--	--	--	--
	U.S. DEV.	NAHL	8	2	2	4	--	23	--	--	--	--	--	--	--	--	--	--	--
2003-04	UNITED STATES	WJC-U18	6	0	3	3	--	6	--	--	--	--	--	--	--	--	--	--	--
	UNI. OF MICHIGAN	CCHA	41	1	14	15	--	62	--	--	--	--	--	--	--	--	--	--	--
	UNITED STATES	WJC	6	0	0	0	--	0	--	--	--	--	--	--	--	--	--	--	--
2004-05	UNI. OF MICHIGAN	CCHA	40	6	19	25	--	60	--	--	--	--	--	--	--	--	--	--	--
	UNITED STATES	WJC	7	0	4	4	--	0	--	--	--	--	--	--	--	--	--	--	--
2005-06	UNI. OF MICHIGAN	CCHA	41	11	19	30	--	70	--	--	--	--	--	--	--	--	--	--	--
2006-07	UNI. OF MICHIGAN	CCHA	41	6	21	27	--	64	--	--	--	--	--	--	--	--	--	--	--
2007-08	BOSTON	NHL	13	0	1	1	-1	4	0	0	0	6	0.0	--	--	--	--	--	--
	PROVIDENCE	AHL	55	2	21	23	16	49	0	0	--	--	--	10	0	5	5	8	
2008-09	BOSTON	NHL	53	6	21	27	15	31	0	0	1	58	10.3	1	0	0	0	0	
	PROVIDENCE	AHL	3	0	3	3	-3	0	0	0	0	--	--	--	--	--	--	--	
2009-10	BOSTON	NHL	76	6	8	14	-16	32	1	1	1	60	10.0	13	0	6	6	2	
2010-11	BOSTON	NHL	22	1	2	3	4	9	0	0	0	26	3.8	--	--	--	--	--	
	COLORADO	NHL	51	0	10	10	-19	16	0	0	0	74	0.0	--	--	--	--	--	
2011-12	COLORADO	NHL	33	3	3	6	-3	8	0	0	0	40	7.5	--	--	--	--	--	
2012-13	COLORADO	NHL	43	0	6	6	4	16	0	0	0	57	0.0	--	--	--	--	--	
	UNITED STATES	WC	10	2	2	4	--	2	0	0	9	--	--	--	--	--	--	--	
2013-14	COLORADO	NHL	1	0	0	0	0	0	0	0	0	1	0.0	--	--	--	--	--	
	LAKE ERIE	AHL	52	10	21	31	4	33	4	1	2	93	10.8	--	--	--	--	--	
2014-15	NEW YORK	NHL	55	2	9	11	17	16	0	0	1	72	2.8	6	0	0	0	0	
2015-16	TORONTO	NHL	60	2	8	10	-17	32	0	0	1	74	2.7	--	--	--	--	--	
NHL TOTALS			407	20	68	88	-16	164	1	1	4	468	4.3	20	0	6	6	2	
LEAFS TOTALS			60	2	8	10	-17	32	0	0	1	74	2.7	--	--	--	--	--	

NHL Transactions

Selected by the Boston Bruins in the seventh round (224th overall) of the 2004 NHL Entry Draft. Traded from Boston to Colorado in exchange for Colby Cohen on Nov. 29, 2010. Signed as a free agent with the New York Rangers on Jul. 1, 2014.

NAZEM KADRI

NAZEM KADRI #43



CENTRE

HT: 6-0 WT: 192

BORN: London, ON 

DATE: October 6, 1990

SHOOTS: Left



Acquired

Selected in the first round (7th overall) of the 2009 NHL Entry Draft

VS NHL

Team	GP	G	A	P	PIM
Anaheim	6	4	2	6	4
Arizona	6	2	3	5	6
Boston	21	5	6	11	12
Buffalo	19	5	6	11	14
Calgary	6	0	3	3	2
Carolina	14	4	3	7	10
Chicago	6	2	1	3	2
Colorado	7	0	1	1	4
Columbus	8	2	1	3	11
Dallas	7	4	6	10	20
Detroit	15	2	1	3	8
Edmonton	7	3	4	7	4
Florida	15	7	9	16	6
Los Angeles	6	0	6	6	0
Minnesota	6	1	2	3	18
Montréal	23	4	6	10	14
Nashville	7	3	4	7	2
New Jersey	15	3	3	6	10
NY Islanders	13	5	8	13	4
NY Rangers	14	3	4	7	0
Ottawa	19	9	5	14	2
Philadelphia	13	1	7	8	6
Pittsburgh	14	2	4	6	8
San Jose	5	0	1	1	0
St. Louis	6	4	1	5	5
Tampa Bay	18	4	7	11	13
Toronto	0	0	0	0	0
Vancouver	6	0	1	1	4
Washington	14	0	6	6	12
Winnipeg	10	2	5	7	6
NHL TOTALS	326	81	116	197	207

2015-16 Highlights

- Led the Maple Leafs in assists (27), points (45), power play points (14), shots on goal (260) and penalty minutes (73).
- Ranked second on the Maple Leafs with 17 goals.
- Led all Maple Leaf forwards in TOI/GP (18:16).
- Recorded his 100th career NHL assist on Dec. 27 at NYI.
- Played in his 300th NHL game on Feb. 4 vs. NJD.
- Tied career-high with four points (two goals, two assists) including the overtime winner on Mar. 24 vs. ANA.
- Scored his third NHL hat-trick on Mar. 29 vs. FLA.
- Missed the final four games of the season due to suspension.

GAMES LOST TO INJURY: 2

HIGHEST TOI: 22:10 (Mar. 9/16 vs. NYI)

MOST POINTS: 4 (Mar. 24/16 vs. ANA)

MOST GOALS: 3 (Mar. 29/16 at FLA)

MOST ASSISTS: 2 (Seven times)

MOST SHOTS: 8 (Jan. 6/16 at ANA)

Career Highlights

- Established new career-highs in goals (20 - 4th on team), assists (30 - tied for 3rd on team) and points (50 - 3rd on team) in 2013-14.
- Ranked second on the Maple Leafs in goals (18 - tie), assists (26), points (44) and plus/minus (+15) in 2012-13.
- Ranked fourth on the Maple Leafs in goals (18) and points (39) in 2014-15.
- Played in his 100th career NHL game on Oct. 1, 2013 at MTL.
- Played in his 200th career NHL game on Nov. 29 vs. WSH.
- Named NHL's Third Star of the Week for the week ending Mar. 25, 2013.
- Led the Toronto Marlies (AHL) in goals (17) and ranked second in points (41) in 2010-11.
- Named to the Western Conference roster for the 2012 AHL All-Star Classic but did not play.
- Named AHL Player of the Month in Nov. 2012.

Amateur Highlights

- Won an OHL championship with the Kitchener Rangers in 2007-08.
- Played in the 2009 CHL Top Prospects Game.
- Played for the Western Conference in the OHL All-Star Game in 2009-10.
- Selected to play in the 2008 CHL Canada-Russia Challenge but did not participate due to injury.
- Named to the OHL Second-Team All-Star Team in 2009-10.
- Led the London Knights in points in 2008-09 (78) and 2009-10 (93).
- Traded from the Kitchener Rangers to the London Knights on June 2, 2008.

International Highlights

- Won a silver medal with Team Canada at the 2010 IIHF World Junior Championship.
- Played for Team Canada at the 2014 IIHF World Championship.

NAZEM KADRI



NAZEM KADRI #43

NHL FIRSTS

GAME: Feb. 8, 2010 vs. SJS
GOAL: Mar 19, 2010 vs. BOS (Tim Thomas)
POINT: Nov. 16, 2010 vs. NSH (Assist)

MAPLE LEAF FIRSTS

GAME:
GOAL: (See NHL Firsts)
POINT:

NHL SINGLE-GAME HIGHS

CAREER HAT TRICKS: 3 (Last: Mar. 29 vs. FLA)
GOALS: 3 (x3 - Last: Mar. 29 vs. FLA)
ASSISTS: 3 (x2 - Last: Mar. 30, 2013 at OTT)
POINTS: 4 (Mar. 24, 2016 vs. ANA)

LONGEST NHL STREAKS

GOALS: 4 - Feb. 28 to Mar. 7, 2013 (6G)
ASSISTS: 3 - Last: Feb. 20 to Feb. 25, 2016 (5A)
POINTS: 7 - Feb. 23 to Mar. 7, 2013 (6G, 5A)

REGULAR SEASON OVERTIME GOALS

1. Apr. 3, 2014 vs. BOS
2. Mar. 24, 2016 vs. ANA

REGULAR SEASON PENALTY SHOTS

None

MAPLE LEAF SINGLE-GAME HIGHS

CAREER HAT TRICKS:
GOALS:
ASSISTS: (See NHL Single-Game Highs)
POINTS:

LONGEST STREAKS AS A MAPLE LEAF

GOALS:
ASSISTS: (See NHL Streaks)
POINTS:

REGULAR SEASON SHOOTOUT ATTEMPTS

2010-11: Scored 2 goals in 4 attempts (50%)
2011-12: Scored 1 goal in 3 attempts (33%)
2012-13: Did not score in 5 attempts (0%)
2013-14: Did not score in 1 attempt (0%)
2014-15: Scored 1 goal in 3 attempts (33%)
2015-16: Scored 1 goal in 7 attempts (14%)

CAREER: Scored 5 goals in 23 attempts (22%)

CAREER MULTI-POINT GAMES

Multi-Goal Games: 8
Multi-Assist Games: 23
Multi-Point Games: 37

SEASON	CLUB	LEAGUE	REGULAR SEASON											PLAYOFFS				
			GP	G	A	PTS	+/-	PIM	PP	SH	GW	S	S%	GP	G	A	PTS	PIM
2006-07	KITCHENER	OHL	62	7	15	22	--	30	--	--	--	--	--	9	0	2	2	4
2007-08	KITCHENER	OHL	68	25	40	65	--	57	--	--	--	--	--	20	9	17	26	26
	MEMORIAL CUP		5	1	3	4	--	0	--	--	--	--	--	--	--	--	--	--
2008-09	LONDON	OHL	56	25	53	78	--	31	--	--	--	--	14	9	12	21	22	
2009-10	TORONTO	NHL	1	0	0	0	-1	0	0	0	0	0	0.0	--	--	--	--	--
	LONDON	OHL	56	35	58	93	--	105	--	--	--	--	--	12	9	18	27	26
	CANADA	WJC	6	3	5	8	--	14	--	--	--	--	--	--	--	--	--	--
2010-11	TORONTO	NHL	29	3	9	12	-3	8	0	0	0	51	5.9	--	--	--	--	--
	TORONTO	AHL	44	17	24	41	2	62	2	0	0	96	17.7	--	--	--	--	--
2011-12	TORONTO	NHL	21	5	2	7	2	8	1	0	1	28	17.9	--	--	--	--	--
	TORONTO	AHL	48	18	22	40	2	39	5	0	5	140	12.9	11	3	7	10	6
2012-13	TORONTO	NHL	48	18	26	44	15	23	5	0	1	107	16.8	7	1	3	4	10
	TORONTO	AHL	27	8	18	26	5	26	2	0	2	73	11.0	--	--	--	--	--
2013-14	TORONTO	NHL	78	20	30	50	-11	67	7	0	2	148	13.5	--	--	--	--	--
2014-15	TORONTO	NHL	73	18	21	39	-7	28	3	1	1	176	10.2	--	--	--	--	--
2015-16	TORONTO	NHL	76	17	28	45	-15	73	4	0	2	260	6.5	--	--	--	--	--
NHL TOTALS			326	81	116	197	-20	207	20	1	7	770	10.5	7	1	3	4	10

NHL Transactions

None

LEO KOMAROV

LEO KOMAROV #47



CENTRE

HT: 5-11 WT: 211

BORN: Narva, Estonia 

DATE: January 23, 1987

SHOOTS: Left



Acquired

Selected in the sixth round (180th overall) of the 2006 NHL Entry Draft

VS NHL

Team	GP	G	A	P	PIM
Anaheim	1	0	1	1	0
Arizona	4	0	0	0	0
Boston	10	4	2	6	2
Buffalo	10	2	2	4	4
Calgary	2	0	1	1	0
Carolina	5	0	2	2	0
Chicago	3	0	1	1	0
Colorado	4	3	1	4	2
Columbus	5	2	1	3	2
Dallas	2	0	1	1	0
Detroit	6	1	2	3	0
Edmonton	4	2	1	3	2
Florida	6	1	0	1	10
Los Angeles	3	2	1	3	0
Minnesota	4	0	0	0	2
Montréal	12	3	3	6	6
Nashville	3	0	1	1	0
New Jersey	8	1	1	2	2
NY Islanders	9	0	2	2	4
NY Rangers	9	1	4	5	12
Ottawa	12	1	2	3	4
Philadelphia	5	0	1	1	0
Pittsburgh	9	3	1	4	4
San Jose	3	1	1	2	2
St. Louis	3	0	4	4	0
Tampa Bay	10	0	1	1	2
Toronto	0	0	0	0	0
Vancouver	3	1	1	2	2
Washington	9	1	2	3	8
Winnipeg	7	2	0	2	6
NHL TOTALS	171	31	40	71	76

2015-16 Highlights

- Ranked second on the Maple Leafs in goals (19) and third in points (36) while establishing new career-highs in goals (19), assists (17), points (36) and shots (130).
- Finished fifth in the NHL with 283 hits.
- Named an NHL All-Star for the first time in his career.
- Played in his 100th NHL game on Mar. 31 vs. TBL.
- Missed three games due to suspension.

GAMES LOST TO INJURY: 12

HIGHEST TOI: 23:10 (Feb. 4/16 vs. NJD)

MOST POINTS: 3 (Two times)

MOST GOALS: 2 (Four times)

MOST ASSISTS: 2 (Two times)

MOST SHOTS: 6 (Two times)

Career Highlights

- Led Moscow Dynamo (KHL) in points (34) while ranking third in goals (12) and second in assists (22) in 2013-14. Also led Moscow Dynamo in playoff goals (3) and points (4).
- Ranked second in goals (11) and third in points (24) with Moscow Dynamo (KHL) in 2011-12.
- Ranked second in goals (14) and points (26) with Moscow Dynamo (KHL) in 2010-11.
- Led the Maple Leafs and finished fifth in the NHL with 176 hits in 2012-13.
- Tied for second on the Maple Leafs with three game-winning goals in 2012-13.
- Won the Gagarin Cup with Moscow Dynamo in 2011-12.
- Played in the KHL All-Star Game in 2011 and 2014.

International Highlights

- Selected to play for Finland at the 2016 World Cup of Hockey
- Has represented Team Finland at the IIHF World Championship seven times, winning gold once (2011) and silver twice (2015, 2016).
- Won a bronze medal with Team Finland at the 2014 Olympic Games.
- Served as team captain with Team Finland at the 2007 IIHF World Junior Championship.
- Won a bronze medal with Team Finland at the 2006 IIHF World Junior Championship.

LEO KOMAROV



LEO KOMAROV #47

NHL FIRSTS

GAME: Jan. 19, 2013 at MTL
 GOAL: Feb. 9, 2013 at MTL (Carey Price)
 POINT: Jan. 29, 2013 at BUF (Assist)

MAPLE LEAF FIRSTS

GAME:
 GOAL: (See NHL Firsts)
 POINT:

NHL SINGLE-GAME HIGHS

CAREER HAT TRICKS: None
 GOALS: 2 (x5 - Last: Dec. 21, 2015 at COL)
 ASSISTS: 2 (x3 - Last: Jan. 2, 2016 vs. STL)
 POINTS: 3 (x2 - Last: Dec. 21, 2015 at COL)

MAPLE LEAF SINGLE-GAME HIGHS

CAREER HAT TRICKS:
 GOALS:
 ASSISTS: (See NHL Single-Game Highs)
 POINTS:

LONGEST NHL STREAKS

GOALS: 3 - Last: Dec. 17 to Dec. 21, 2015 (5G)
 ASSISTS: 3 - Last: Dec. 30, 2015 to Jan. 6, 2016 (4A)
 POINTS: 4 - Last: Dec. 15 to Dec. 21, 2015 (5G, 2A)

LONGEST STREAKS AS A MAPLE LEAF

GOALS:
 ASSISTS: (See NHL Streaks)
 POINTS:

REGULAR SEASON OVERTIME GOALS

None

REGULAR SEASON SHOOTOUT ATTEMPTS

None

REGULAR SEASON PENALTY SHOTS

None

CAREER MULTI-POINT GAMES

Multi-Goal Games: 5
 Multi-Assist Games: 4
 Multi-Point Games: 12

SEASON	CLUB	LEAGUE	REGULAR SEASON											PLAYOFFS				
			GP	G	A	PTS	+/-	PIM	PP	SH	GW	S	S%	GP	G	A	PTS	PIM
2005-06	ASSAT PORT	FIN	44	3	3	6	--	106	--	--	--	--	--	14	1	3	4	22
	FINLAND	WJC	7	0	3	3	--	32	--	--	--	--	--	--	--	--	--	--
2006-07	PELICANS	FIN	49	3	9	12	--	108	--	--	--	--	--	6	1	0	1	6
	FINLAND	WJC	6	2	1	3	--	16	--	--	--	--	--	--	--	--	--	--
2007-08	PELICANS	FIN	53	4	10	14	--	76	--	--	--	--	--	6	1	1	2	8
2008-09	PELICANS	FIN	56	8	16	24	--	144	--	--	--	--	--	10	0	1	1	16
	FINLAND	WC	5	0	1	1	--	4	--	--	--	--	--	--	--	--	--	--
2009-10	MOSCOW DYNAMO	KHL	47	5	11	16	--	44	--	--	--	--	--	4	0	1	1	16
	FINLAND	WC	7	1	0	1	--	0	--	--	--	--	--	--	--	--	--	--
2010-11	MOSCOW DYNAMO	KHL	52	14	12	26	--	70	--	--	--	--	--	6	4	2	6	2
	FINLAND	WC	8	0	2	2	--	2	--	--	--	--	--	--	--	--	--	--
2011-12	MOSCOW DYNAMO	KHL	46	11	13	24	--	58	--	--	--	--	--	20	5	2	7	49
	FINLAND	WC	10	1	0	1	--	4	--	--	--	--	--	--	--	--	--	--
2012-13	TORONTO	NHL	42	4	5	9	-1	18	0	0	3	51	7.8	7	0	0	0	17
	TORONTO	AHL	14	6	3	9	7	22	2	0	1	25	24.0	--	--	--	--	--
	MOSCOW DYNAMO	KHL	13	2	8	10	--	42	--	--	--	--	--	--	--	--	--	--
2013-14	MOSCOW DYNAMO	KHL	52	12	22	34	--	42	--	--	--	--	--	7	3	1	4	22
	FINLAND	OLY	6	0	0	0	--	0	--	--	--	--	--	--	--	--	--	--
	FINLAND	WC	10	1	2	3	--	6	--	--	--	--	--	--	--	--	--	--
2014-15	TORONTO	NHL	62	8	18	26	0	18	0	1	1	84	9.5	--	--	--	--	--
	FINLAND	WC	7	2	1	3	--	29	--	--	--	--	--	--	--	--	--	--
2015-16	TORONTO	NHL	67	19	17	36	-12	40	4	1	2	130	14.6	--	--	--	--	--
		WC	10	3	4	7	6	8	2	0	2	12	25.0	--	--	--	--	--
NHL TOTALS			171	31	40	71	-13	76	4	2	6	265	-11.7	7	0	0	0	17

NHL Transactions

None

BROOKS LAICH



CENTRE

HT: 6-2 WT: 200

BORN: Wawota, SK

DATE: June 23, 1983

SHOOTS: Left



Acquired

Traded from Washington with Connor Carrick and a second-round pick in the 2016 NHL Entry Draft in exchange for Daniel Winnik and a fifth-round selection (Anaheim's) in the 2016 Draft on February 28, 2016.

Vs NHL

Team	GP	G	A	P	PIM
Anaheim	11	2	6	8	4
Arizona	9	4	3	7	4
Boston	35	11	7	18	10
Buffalo	37	4	9	13	12
Calgary	10	0	3	3	4
Carolina	53	9	10	19	32
Chicago	12	3	2	5	4
Colorado	9	0	1	1	2
Columbus	18	3	6	9	2
Dallas	11	0	4	4	4
Detroit	17	1	3	4	2
Edmonton	11	1	2	3	2
Florida	57	12	18	30	20
Los Angeles	10	2	1	3	2
Minnesota	13	3	5	8	4
Montréal	36	5	10	15	29
Nashville	11	1	3	4	8
New Jersey	39	8	12	20	16
NY Islanders	38	8	9	17	4
NY Rangers	37	4	10	14	8
Ottawa	35	6	10	16	13
Philadelphia	39	8	10	18	23
Pittsburgh	38	8	10	18	25
San Jose	12	0	0	0	2
St. Louis	9	1	2	3	8
Tampa Bay	56	10	15	25	16
Toronto	35	10	9	19	6
Vancouver	10	1	3	4	2
Washington	1	0	0	0	0
Winnipeg	55	9	14	23	33
NHL TOTALS	764	134	197	331	301

2015-16 Highlights

- Skated in 21 games with the Maple Leafs and 60 games with the Washington Capitals
- Made his Maple Leafs debut on Feb. 29 vs. TBL
- Registered his first point as a Maple Leaf with an assist on Mar. 5 vs. OTT.
- Scored his first goal as a Maple Leaf on Mar. 31 at BUF.

GAMES LOST TO INJURY: 0

HIGHEST TOI: 20:59 (Apr. 7/16 vs. PHI)

MOST POINTS: 1 (14 times)

MOST GOALS: 1 (Two times)

MOST ASSISTS: 1 (12 times)

MOST SHOTS: 5 (Oct. 13 vs. SJS)

Career Highlights

- Led the Capitals in shooting percentage (17.2%) in 2007-08.
- Played in all 82 games in 2007-08, 2008-09, 2010-11 and 2011-12.
- Scored his 100th NHL goal on Mar. 15, 2011 at MTL.
- Recorded his 100th NHL assist on Mar. 26, 2010 at FLA.
- Recorded his 100th NHL point with an assist on Jan. 14, 2009 at PIT.
- Recorded his 200th NHL point with a goal on Nov. 9, 2010 at NYR.
- Recorded his 300th NHL point with an assist on Dec. 6, 2014 at NJD.
- Played in his 200th NHL game on Jan. 23, 2008 at TOR.
- Played in his 300th NHL game on Mar. 8, 2009 vs. PIT.
- Played in his 600th NHL game on Jan. 17, 2014 at CBJ.
- Played in 104 total regular season games between Washington and Hershey (AHL) in 2005-06.
- Won a Calder Cup championship with Hershey (AHL) in 2005-06.

Amateur Highlights

- Led Seattle (WHL) in goals (41), assists (53) and points (94) while leading the team in playoff points (19) in 2002-03.
- Named to the WHL First All-Star Team and the CHL Third All-Star team in 2002-03.

International Highlights

- Played for Team Canada at the 2010 IIHF World Championship.
- Won a silver medal with Team Canada at the 2003 IIHF World Junior Championship.

BROOKS LAICH



BROOKS LAICH #23

NHL FIRSTS

GAME: Feb. 3, 2004 (OTT) at NJ
 GOAL: Nov. 19, 2005 (WSH) at MTL (Yann Danis)
 POINT: Mar. 12, 2004 (WSH) vs. CHI (Assist)

NHL SINGLE-GAME HIGHS

CAREER HAT TRICKS: 1 - (Feb. 10, 2010 at MTL)
 GOALS: 3 - (Feb. 10, 2010 at MTL)
 ASSISTS: 3 - (3x - Last: Nov. 1, 2011 vs. ANA)
 POINTS: 4 - (Feb. 26, 2008 vs. MIN)

LONGEST NHL STREAKS

GOALS: 3 - Last: Mar. 12 to Mar. 16, 2010 (4G)
 ASSISTS: 5 - Last: Mar. 29 to Apr. 9, 2011 (7A)
 POINTS: 6 - Last: Mar. 10 to Mar. 20, 2010 (4G, 4A)

REGULAR SEASON OVERTIME GOALS

- Oct. 24, 2009 at NYI (Dwayne Roloson)
- Apr. 5, 2010 vs. BOS (Tuukka Rask)
- Oct. 16, 2010 at NSH (Anders Lindback)
- Dec. 3, 2011 vs. OTT (Craig Anderson)

REGULAR SEASON PENALTY SHOTS

None

MULTI-POINT GAMES

Multi-Goal Games: 11
 Multi-Assist Games: 20
 Multi-Point Games: 50

MAPLE LEAF FIRSTS

GAME: Feb. 29, 2016 vs. TBL
 GOAL: Mar. 31, 2016 at BUF (Chad Johnson)
 POINT: Mar. 5, 2016 vs. OTT (Assist)

MAPLE LEAF SINGLE-GAME HIGHS

GOALS: 1 - (Mar. 31, 2016 at BUF)
 ASSISTS: 1 - (6x - Last: Apr. 9, 2016 at NJD)
 POINTS: 1 - (7x - Last: Apr. 9, 2016 at NJD)

LONGEST STREAKS AS A MAPLE LEAF

GOALS: 1 - Mar. 31, 2016 vs. BUF
 ASSISTS: 3 - Mar. 21 to Mar. 26, 2016 (3A)
 POINTS: 3 - Mar. 21 to Mar. 26, 2016 (3A)

REGULAR SEASON SHOOTOUT ATTEMPTS

2006-06: Scored 2 goals in 6 attempts (33%)
 2006-07: Did not score in 2 attempts (0%)
 2007-08: Did not score in 2 attempts (0%)
 2008-09: Did not score in 1 attempt (0%)
 2009-10: Scored 1 goal in 3 attempts (33%)
 2010-11: Did not score in 1 attempt (0%)
 2011-12: Scored 1 goal in 1 attempt (100%)
 2012-13: None
 2013-14: Scored 2 goals on 2 attempts (100%)
 2014-15: Scored 1 goal in 1 attempt (100%)
 2015-16: None

CAREER: Scored 7 goals on 19 attempts (37%)

REGULAR SEASON

PLAYOFFS

SEASON	CLUB	LEAGUE	REGULAR SEASON											PLAYOFFS				
			GP	G	A	PTS	+/-	PIM	PP	SH	GW	S	S%	GP	G	A	PTS	PIM
2000-01	MOOSE JAW	WHL	71	9	21	30	28	--	--	--	--	--	4	0	0	0	5	--
2001-02	MOOSE JAW	WHL	28	6	14	20	-3	12	1	0	2	--	--	--	--	--	--	--
	SEATTLE	WHL	47	22	36	58	12	42	6	0	3	--	--	11	5	3	8	11
2002-03	SEATTLE	WHL	60	41	53	94	34	65	19	1	--	--	--	15	5	14	19	24
	CANADA	WJC	6	2	4	6	0	--	--	--	--	--	--	--	--	--	--	--
2003-04	OTTAWA	NHL	1	0	0	0	0	2	0	0	0	1	0.0	--	--	--	--	--
	WASHINGTON	NHL	4	0	1	1	-1	0	0	0	0	2	0.0	--	--	--	--	--
	BINGHAMTON	AHL	44	15	18	33	3	16	7	1	3	--	--	--	--	--	--	--
	PORTLAND	AHL	22	1	3	4	-9	12	0	0	1	--	--	--	--	--	--	--
2004-05	PORTLAND	AHL	68	16	10	26	-20	33	8	1	5	--	--	--	--	--	--	--
2005-06	WASHINGTON	NHL	73	7	14	21	-9	26	1	0	1	118	5.9	--	--	--	--	--
	HERSHEY	AHL	10	7	6	13	1	8	5	0	0	--	--	21	8	7	15	29
2006-07	WASHINGTON	NHL	73	8	10	18	-2	29	2	3	0	119	6.7	--	--	--	--	--
2007-08	WASHINGTON	NHL	82	21	16	37	-3	35	8	2	4	122	17.2	7	1	5	6	4
2008-09	WASHINGTON	NHL	82	23	30	53	-1	31	9	1	3	185	12.4	14	3	4	7	10
2009-10	WASHINGTON	NHL	78	25	34	59	16	34	12	1	4	222	11.3	7	2	1	3	4
	CANADA	WC	7	1	0	1	0	--	--	--	--	--	--	--	--	--	--	--
2010-11	WASHINGTON	NHL	82	16	32	48	14	46	4	1	3	207	7.7	9	1	6	7	2
2011-12	WASHINGTON	NHL	82	16	25	41	-8	34	5	1	5	191	8.4	14	2	5	7	6
2012-13	WASHINGTON	NHL	9	1	3	4	2	6	0	0	0	10	10.0	--	--	--	--	--
	KLOTEN	NLA	19	6	12	18	28	--	--	--	--	--	--	--	--	--	--	--
2013-14	WASHINGTON	NHL	51	8	7	15	-7	16	1	1	1	75	10.7	--	--	--	--	--
2014-15	WASHINGTON	NHL	66	7	13	20	-2	24	0	0	2	106	6.6	14	1	1	2	0
2015-16	WASHINGTON	NHL	60	1	6	7	-7	16	0	0	1	66	1.5	--	--	--	--	--
	TORONTO	NHL	21	1	6	7	-6	2	0	0	0	35	2.9	--	--	--	--	--
NHL TOTALS			764	134	197	331	-14	301	42	10	24	1,459	9.2	65	10	22	32	26
LEAFS TOTALS			21	1	6	7	-6	2	0	0	0	35	2.9	--	--	--	--	--

NHL Transactions

Drafted by Ottawa in the sixth round (193rd overall) of the 2001 NHL Entry Draft. Traded from Ottawa to Washington along with a second-round pick in the 2005 NHL Entry Draft and future considerations for Peter Bondra on Feb. 18, 2004.

JOFFREY LUPUL

JOFFREY LUPUL #19



LEFT WING

HT: 6-1 WT: 206

BORN: Ft. Saskatchewan, AB

DATE: September 23, 1983

SHOOTS: Right



Acquired

Traded from Anaheim with Jake Gardiner and a fourth-round pick in the 2013 NHL Entry Draft in exchange for Francois Beauchemin on February 9, 2011.

VS NHL

Team	GP	G	A	P	PIM
Anaheim	10	1	3	4	0
Arizona	31	4	4	8	10
Boston	30	7	12	19	12
Buffalo	26	4	8	12	16
Calgary	25	4	5	9	14
Carolina	23	8	6	14	13
Chicago	20	11	7	18	18
Colorado	27	9	5	14	10
Columbus	23	7	9	16	20
Dallas	26	10	10	20	4
Detroit	25	9	6	15	14
Edmonton	18	7	4	11	10
Florida	22	6	9	15	10
Los Angeles	25	5	8	13	20
Minnesota	26	6	5	11	11
Montréal	31	4	6	10	24
Nashville	19	5	4	9	12
New Jersey	26	7	8	15	10
NY Islanders	27	10	9	19	12
NY Rangers	23	5	2	7	12
Ottawa	26	11	9	20	14
Philadelphia	14	5	8	13	15
Pittsburgh	28	12	7	19	19
San Jose	28	7	2	9	21
St. Louis	19	3	10	13	20
Tampa Bay	24	8	16	24	16
Toronto	12	2	4	6	4
Vancouver	27	9	6	15	24
Washington	21	7	15	22	14
Winnipeg	19	12	8	20	8
NHL TOTALS	701	205	215	420	407

2015-16 Highlights

- Played in his 700th NHL game on Feb 4 vs. NJD
- Scored his 200th NHL goal on Nov. 14 vs. VAN.

GAMES LOST TO INJURY: 36

HIGHEST TOI: 18:50 (Nov. 6/15 vs. DET)

MOST POINTS: 3 (Nov. 2/15 vs. DAL)

MOST GOALS: 2 (Nov. 2/15 vs. DAL)

MOST ASSISTS: 1 (3 times)

MOST SHOTS: 8 (Oct. 24/15 at MTL)

Career Highlights

- Ranked second on the Maple Leafs in goals (25), assists (42), points (67) and PPG (8) in 2011-12.
- Led the Maple Leafs in shooting percentage (26.2%) in 2012-13.
- Played 100th career NHL game on Nov. 30, 2005 vs. PHX.
- Played 200th career NHL game on Jan. 12, 2007 vs. MIN.
- Played 300th career NHL game on Oct. 24, 2008 at NJD.
- Played 400th career NHL game on Dec. 12, 2011 vs. NYI.
- Played 500th career NHL game on Feb. 1, 2012 vs. PIT.
- Played 600th career NHL game on Apr. 5, 2014 vs. WPG.
- Recorded his 100th NHL point with a goal on Nov. 30, 2006 vs. COL.
- Recorded his 200th NHL point with a goal on Mar. 7, 2009 vs. NSH.
- Recorded his 300th NHL point with an assist on Jan. 3, 2012 vs. TBL.
- Recorded his 400th NHL point with an assist on Dec. 28 at FLA.
- Scored his 100th NHL goal on Mar. 28, 2009 at NYI.
- Became the first Maple Leaf to score 3 goals in a period since Wendel Clark (Nov. 9, 1996 vs. EDM) on Nov. 2, 2011 at NJD.
- Named NHL's Third Star of the Month (November) with 19 points (7 goals, 12 assists) in 14 games.
- Played in the 2012 NHL All-Star Game, serving as assistant captain for Team Chara.
- Registered a hat-trick at the 2004 NHL YoungStars Game in St. Paul, Minnesota.

Amateur Highlights

- Led the WHL in goals (56) in 2001-02.
- Named to the Canadian Hockey League and WHL Eastern Conference First All-Star Team in 2001-02.
- Played in the CHL Top Prospects Game in 2002.

International Highlights

- Won a silver medal with Canada at the 2003 IIHF World Junior Championship.

JOFFREY LUPUL



JOFFREY LUPUL #19

NHL FIRSTS

GAME: Oct. 8, 2003 (ANA) vs. DAL
 GOAL: Oct. 24, 2003 (ANA) vs. BUF (Martin Biron)
 POINT: Oct. 8, 2003 (ANA) vs. DAL (Assist)

NHL SINGLE-GAME HIGHS

CAREER HAT TRICKS: 3 (Last: Nov. 2, 2011 (TOR) at NJD)
 GOALS: 3 (3x - Last: Nov. 2, 2011 (TOR) at NJD)
 ASSISTS: 3 (8x - Last: Nov. 19, 2013 (TOR) vs. NYI)
 POINTS: 6 (Dec. 11, 2007 (PHI) vs. PIT (3G,3A))

LONGEST NHL STREAKS

GOALS: 6 - Last: Mar. 16-30, 2013 (TOR) (8G)
 ASSISTS: 4 - Last: Oct. 6 - 16, 2007 (ANA) (5A)
 POINTS: 7 - Last: Mar. 16-Apr. 4, 2013 (TOR) (8G,6A)

REGULAR SEASON OVERTIME GOALS

I. Mar. 8, 2014 (TOR) vs. Philadelphia (Mason)

REGULAR SEASON PENALTY SHOTS

I. Dec. 29, 2007 (PHI) at Tampa Bay (Ramo, Successful)

MAPLE LEAF FIRSTS

GAME: Feb. 10, 2011 vs. NJD
 GOAL: Feb. 26, 2011 vs. PIT (Marc-Andre Fleury)
 POINT: Feb. 15, 2011 at BOS (Assist)

MAPLE LEAF SINGLE-GAME HIGHS

GOALS: 3 (Last: Nov. 2, 2011 at NJD)
 ASSISTS: 3 (5x - Last: Nov. 19, 2013 vs. NYI)
 POINTS: 4 (4x - Last: Dec. 14, 2013 vs. CHI (2G,2A))

LONGEST STREAKS AS A MAPLE LEAF

GOALS: 6 - Last: Mar. 16-30, 2013 (8G)
 ASSISTS: 3 - Last: Dec. 4-9, 2015 (3A)
 POINTS: 7 - Last: Mar. 16-Apr. 4, 2013 (8G,6A)

REGULAR SEASON SHOOTOUT ATTEMPTS

CAREER: Scored 14 goals on 36 attempts (39%)

MULTI-POINT GAMES

Multi-Goal Games: 26
 Multi-Assist Games: 30
 Multi-Point Games: 97

REGULAR SEASON

PLAYOFFS

SEASON	CLUB	LEAGUE	GP	G	A	PTS	+/-	PIM	PP	SH	GW	S	S%	GP	G	A	PTS	PIM
2000-01	MEDICINE HAT	WHL	69	30	26	56	4	39	16	0	--	--	--	22	3	6	9	2
2001-02	MEDICINE HAT	WHL	72	56	50	106	11	95	19	8	--	--	--	--	--	--	--	--
2002-03	MEDICINE HAT	WHL	50	41	37	78	2	82	15	3	--	--	--	11	4	11	15	20
	CANADA	WJC	6	2	1	3	--	27	--	--	--	--	--	--	--	--	--	--
2003-04	ANAHEIM	NHL	75	13	21	34	-6	28	4	0	2	137	9.5	--	--	--	--	--
	CINCINNATI	AHL	3	3	2	5	4	2	0	0	1	--	--	--	--	--	--	--
2004-05	CINCINNATI	AHL	65	30	26	56	10	58	10	1	9	--	--	12	3	9	12	27
2005-06	ANAHEIM	NHL	81	28	25	53	-13	48	12	2	2	296	9.5	16	9	2	11	31
2006-07	EDMONTON	NHL	81	16	12	28	-29	45	5	0	1	172	9.3	--	--	--	--	--
2007-08	PHILADELPHIA	NHL	56	20	26	46	2	35	7	0	3	176	11.4	17	4	6	10	2
2008-09	PHILADELPHIA	NHL	79	25	25	50	1	58	6	0	4	194	12.9	6	1	1	2	2
2009-10	ANAHEIM	NHL	23	10	4	14	3	18	0	0	0	66	15.2	--	--	--	--	--
2010-11	ANAHEIM	NHL	26	5	8	13	-4	14	2	0	1	54	9.3	--	--	--	--	--
	TORONTO	NHL	28	9	9	18	-7	19	2	0	1	75	12.0	--	--	--	--	--
	SYRACUSE	AHL	3	1	3	4	3	0	0	1	7	7	14.3	--	--	--	--	--
2011-12	TORONTO	NHL	66	25	42	67	1	48	8	0	3	191	13.1	--	--	--	--	--
2012-13	TORONTO	NHL	16	11	7	18	8	12	3	0	3	42	26.2	7	3	1	4	4
	YEKATERINBURG	KHL	9	1	3	4	--	4	--	--	--	--	--	--	--	--	--	--
2013-14	TORONTO	NHL	69	22	22	44	-15	44	6	0	1	191	11.5	--	--	--	--	--
2014-15	TORONTO	NHL	55	10	11	21	-10	26	2	0	1	97	10.3	--	--	--	--	--
2015-16	TORONTO	NHL	46	11	3	14	-10	12	2	0	2	102	11.4	--	--	--	--	--
	NHL TOTALS		701	205	215	420	-79	407	59	2	24	1793	11.4	46	17	10	27	39
	LEAFS TOTALS		280	88	94	182	-33	161	23	0	11	698	12.6	7	3	1	4	4

NHL Transactions

Selected by Anaheim in the first round (7th overall) of the 2002 Entry Draft. Traded to Edmonton by Anaheim with Ladislav Smid, Anaheim's 2007 first round pick and Anaheim's first and second round choices in 2008 for Chris Pronger on July 3, 2006. Traded to Philadelphia by Edmonton with Jason Smith for Joni Pitkanen, Geoff Sanderson and Philadelphia's third round choice in 2009 on July 1, 2007. Traded to Anaheim by Philadelphia with Luca Sbisa, Philadelphia's first round choices in 2009 and 2010 and future considerations for Chris Pronger and Ryan Dingle on June 26, 2009.

MARTIN MARINCIN

MARTIN MARINCIN #52



DEFENCEMAN

HT: 6-4 WT: 201

BORN: Kosice, Slovakia 

DATE: February 18, 1992

SHOOTS: Left



Acquired

Traded from Edmonton in exchange for Brad Ross and a fourth-round pick in the 2015 NHL Entry Draft on June 27, 2015.

VS NHL

Team	GP	G	A	P	PIM
Anaheim	8	0	2	2	4
Arizona	5	0	1	1	2
Boston	4	0	0	0	2
Buffalo	7	1	1	2	0
Calgary	6	0	0	0	0
Carolina	6	0	0	0	4
Chicago	5	0	0	0	8
Colorado	6	1	1	2	8
Columbus	4	0	0	0	0
Dallas	4	0	0	0	0
Detroit	5	0	0	0	4
Edmonton	2	0	1	1	2
Florida	4	0	0	0	0
Los Angeles	7	0	1	1	0
Minnesota	7	0	0	0	2
Montréal	6	0	0	0	6
Nashville	4	0	1	1	2
New Jersey	5	0	0	0	0
NY Islanders	5	0	1	1	2
NY Rangers	4	0	1	1	0
Ottawa	5	0	0	0	2
Philadelphia	6	0	1	1	2
Pittsburgh	4	0	0	0	6
San Jose	5	0	0	0	2
St. Louis	5	0	0	0	4
Tampa Bay	5	0	2	2	2
Toronto	2	0	0	0	0
Vancouver	7	0	3	3	0
Washington	3	0	0	0	0
Winnipeg	4	0	0	0	2
NHL TOTALS	150	2	16	18	66

2015-16 Highlights

- Played in his 100th NHL game on Dec. 2, 2015 at WPG.
- Recorded his first career multi-point game with two assists on Mar. 15, 2016 vs. TBL.

GAMES LOST TO INJURY: 1

HIGHEST TOI: 29:45 (Mar. 13/16 vs. DET)

MOST POINTS: 2 (Mar. 15/16 vs. TBL)

MOST GOALS: 1 (Mar. 19/16 vs. BUF)

MOST ASSISTS: 2 (Mar. 15/16 vs. TBL)

MOST SHOTS: 4 (Two times)

Career Highlights

- Scored game-deciding goal on his only career shootout attempt on Feb. 18, 2015 vs. BOS.
- Ranked second among defencemen in goals (7), assists (23) and points (30) with Oklahoma (AHL) in 2012-13.

Amateur Highlights

- Led all Prince George (WHL) defencemen and ranked third on the team with 42 assists in 2010-11.
- Traded from Prince George (WHL) to Regina (WHL) on Jan. 10, 2012.

International Highlights

- Named Top 3 Player on Team while playing for Team Slovakia at the 2016 IIHF World Championship.
- Played for Team Slovakia at the 2014 Winter Olympics.
- Played for Team Slovakia at the 2014 IIHF World Championship.
- Played for Team Slovakia at the 2010, 2011 and 2012 IIHF World Junior Championships.

MARTIN MARINCIN



MARTIN MARINCIN #52

NHL FIRSTS

GAME: Dec. 5, 2013 (EDM) vs. COL
 GOAL: Mar. 25, 2014 (EDM) vs. COL (Semyon Varlamov)
 POINT: Jan. 24, 2014 (EDM) vs. PHX (Assist)

NHL SINGLE-GAME HIGHS

CAREER HAT TRICKS: None
 GOALS: 1 (2x - Last: Mar. 19, 2016 vs. BUF)
 ASSISTS: 2 - (Mar. 15, 2016 vs. TBL)
 POINTS: 2 - (Mar. 15, 2016 vs. TBL)

LONGEST NHL STREAKS

GOALS: 1 - Mar. 19, 2016 vs. BUF
 ASSISTS: 1 - Last: Apr. 7, 2016 (IA)
 POINTS: 1 - Last: Apr. 7, 2016 (IA)

REGULAR SEASON OVERTIME GOALS

None

REGULAR SEASON PENALTY SHOTS

None

MAPLE LEAF FIRSTS

GAME: Oct. 7, 2015 vs. MTL
 GOAL: Mar. 19, 2016 vs. BUF (Chad Johnson)
 POINT: Feb. 11, 2016 at EDM (Assist)

MAPLE LEAF SINGLE-GAME HIGHS

GOALS: 1 (Mar. 19, 2016 vs. BUF)
 ASSISTS: 2 - (Mar. 15, 2016 vs. TBL)
 POINTS: 2 - (Mar. 15, 2016 vs. TBL)

LONGEST STREAKS AS A MAPLE LEAF

GOALS: 1 - Mar. 19, 2016 vs. BUF
 ASSISTS: 1 - Last: Apr. 7, 2016 (IA)
 POINTS: 1 - Last: Apr. 7, 2016 (IA)

REGULAR SEASON SHOOTOUT ATTEMPTS

2013-14: None
 2014-15: Scored 1 goal on 1 attempt (100%), 1 GDG
 2015-16: None

CAREER: Scored 1 goal on 1 attempt (100%), 1 GDG

MULTI-POINT GAMES

Multi-Goal Games: 0
 Multi-Assist Games: 1
 Multi-Point Games: 1

REGULAR SEASON

PLAYOFFS

SEASON	CLUB	LEAGUE	GP	G	A	PTS	+/-	PIM	PP	SH	GW	S	S%	GP	G	A	PTS	PIM
2008-09	KOSICE	SVK-JR	46	11	15	26	--	50	-	-	--	--	--	3	0	0	0	0
2009-10	PUCHOV	SVK	35	2	4	6	--	71	--	--	--	--	--	2	0	0	0	0
	SLOVAKIA	WJC	6	0	2	2	--	6	--	--	--	--	--	--	--	--	--	--
2010-11	OKLAHOMA CITY	AHL	1	0	0	0	--	2	--	--	--	--	--	--	--	--	--	--
	PRINCE GEORGE	WHL	67	14	42	56	--	65	--	--	--	--	--	4	1	4	5	6
	SLOVAKIA	WJC	2	0	0	0	--	27	--	--	--	--	--	--	--	--	--	--
2011-12	PRINCE GEORGE	WHL	30	4	13	17	--	10	--	--	--	--	--	--	--	--	--	--
	REGINA	WHL	28	7	16	23	--	40	-	-	--	--	--	5	2	0	2	6
	SLOVAKIA	WJC	6	1	2	3	--	2	--	--	--	--	--	--	--	--	--	--
2012-13	OKLAHOMA CITY	AHL	69	7	23	30	20	40	--	--	--	--	--	17	1	6	7	8
2013-14	EDMONTON	NHL	44	0	6	6	-2	16	0	0	0	28	0.0	--	--	--	--	--
	OKLAHOMA CITY	AHL	24	3	4	7	--	4	--	--	--	--	--	--	--	--	--	--
	SLOVAKIA	OLY	4	0	0	0	-4	4	--	--	--	--	--	--	--	--	--	--
	SLOVAKIA	WC	7	1	1	2	1	12	--	--	--	--	--	--	--	--	--	--
2014-15	EDMONTON	NHL	41	1	4	5	-4	16	0	0	0	38	2.6	--	--	--	--	--
	OKLAHOMA CITY	AHL	28	0	7	7	--	20	--	--	--	--	--	8	0	2	2	6
2015-16	TORONTO	NHL	65	1	6	7	-3	34	0	0	0	55	1.8	--	--	--	--	--
	NHL TOTALS		150	2	16	18	-9	66	0	0	0	121	1.7	--	--	--	--	--
	LEAFS TOTALS		65	1	6	7	-3	34	0	0	0	55	1.8	--	--	--	--	--

NHL Transactions

Selected by the Edmonton Oilers in the second round (46th overall) of the 2010 NHL Entry Draft.

MATT MARTIN

MATT MARTIN #15



LEFT WING

HT: 6-3 WT: 220

BORN: Windsor, ON 

DATE: May 8, 1989

SHOOTS: Left



Acquired

Signed as a free agent on July 1, 2016.

VS NHL

Team	GP	G	A	P	PIM
Anaheim	9	2	0	2	29
Arizona	8	1	0	1	8
Boston	19	0	2	2	18
Buffalo	18	1	2	3	34
Calgary	8	0	2	2	14
Carolina	23	4	1	5	30
Chicago	9	0	2	2	2
Colorado	8	0	0	0	17
Columbus	14	1	2	3	26
Dallas	8	0	1	1	25
Detroit	11	0	5	5	4
Edmonton	8	1	1	2	16
Florida	18	1	3	4	13
Los Angeles	8	0	2	2	5
Minnesota	9	2	1	3	5
Montréal	20	2	3	5	17
Nashville	8	0	3	3	9
New Jersey	27	2	3	5	26
NY Islanders	0	0	0	0	0
NY Rangers	27	2	1	3	68
Ottawa	20	4	0	4	30
Philadelphia	28	3	3	6	68
Pittsburgh	29	3	1	4	89
San Jose	8	0	0	0	2
St. Louis	8	1	1	2	9
Tampa Bay	19	5	1	6	48
Toronto	19	1	3	4	8
Vancouver	8	2	1	3	14
Washington	22	1	1	2	35
Winnipeg	17	3	1	4	11
NHL TOTALS	438	42	46	88	680

2015-16 Highlights

- Established new career-highs in goals (10), assists (9) and points (19).
- Led the NHL in hits (365).
- Led New York in penalty minutes (119).

GAMES LOST TO INJURY: 2

HIGHEST TOI: 13:09 (Dec. 2/15 vs. NYR)

MOST POINTS: 1 (19 times)

MOST GOALS: 1 (Ten times)

MOST ASSISTS: 1 (Nine)

MOST SHOTS: 4 (Three times)

Career Highlights

- Led the NHL in hits in 2011-12 (374), 2012-13 (234), 2013-14 (359), and 2014-15 (382).
- Led New York in PIM in 2011-12 (121), 2012-13 (63) and 2014-15 (114).
- Won the Bob Nystrom Award as the Islanders player who best who best exemplifies leadership, hustle and dedication for five consecutive seasons (2011-2016).
- Played in his 100th NHL game on Dec. 10, 2011 vs. Pittsburgh.
- Played in his 200th NHL game on Apr. 25, 2013 at Philadelphia.
- Played in his 300th NHL game on Nov. 22, 2014 vs. Pittsburgh.
- Played in his 400th NHL game on Jan. 9, 2016 at Philadelphia.

Amateur Highlights

- Served as team captain with Sarnia (OHL) in 2008-09.
- Ranked first in penalty minutes (142), second in goals (35) and third in points (65) with Sarnia (OHL) in 2008-09.
- Ranked second in penalty minutes (155) and third in goals (25) with Sarnia (OHL) in 2007-08.

MATT MARTIN



MATT MARTIN #15

NHL FIRSTS

GAME: Feb. 9, 2010 vs. NSH
 GOAL: Oct. 29, 2010 vs. MTL (Alex Auld)
 POINT: Feb. 9, 2010 vs. NSH (Assist)

NHL SINGLE-GAME HIGHS

CAREER HAT TRICKS: None
 GOALS: 2 (2x - Last: Mar. 25, 2014 (NYI) at CAR)
 ASSISTS: 2 (2x - Last: Nov. 17, 2011 (NYI) vs. MTL)
 POINTS: 2 (5x - Last: Mar. 25, 2014 (NYI) at CAR (2G))

LONGEST NHL STREAKS

GOALS: 2 - Last: Nov. 21-22, 2015 (NYI) (2G)
 ASSISTS: 2 - Last: Feb. 17-19, 2015 (NYI) (2A)
 POINTS: 3 - Last: Feb. 19-25, 2016 (NYI) (1G, 2A)

REGULAR SEASON OVERTIME GOALS

None

REGULAR SEASON PENALTY SHOTS

None

MAPLE LEAF FIRSTS

GAME: N/A
 GOAL: N/A
 POINT: N/A

MAPLE LEAF SINGLE-GAME HIGHS

GOALS: N/A
 ASSISTS: N/A
 POINTS: N/A

LONGEST STREAKS AS A MAPLE LEAF

GOALS: N/A
 ASSISTS: N/A
 POINTS: N/A

REGULAR SEASON SHOOTOUT ATTEMPTS

Career: Has not scored in 2 attempts (0%)

CAREER MULTI-POINT GAMES

Multi-Goal Games: 2
 Multi-Assist Games: 2
 Multi-Point Games: 4

SEASON	CLUB	LEAGUE	REGULAR SEASON											PLAYOFFS					
			GP	G	A	PTS	+/-	PIM	PP	SH	GW	S	S%	GP	G	A	PTS	PIM	
2006-07	SARNIA	OJHL-B	9	2	5	7	--	16	--	--	--	--	--	--	--	--	--	--	--
	SARNIA	OHL	39	3	3	6	--	52	--	--	--	--	--	4	0	0	0	0	
2007-08	SARNIA	OHL	66	25	13	38	--	155	--	--	--	--	9	3	3	6	16		
2008-09	SARNIA	OHL	61	35	30	65	6	142	17	1	--	--	5	3	0	3	10		
2009-10	NY ISLANDERS	NHL	5	0	2	2	-1	26	0	0	0	10	0.0	--	--	--	--	--	
	BRIDGEPORT	AHL	76	12	19	31	--	113	--	--	--	--	--	5	1	2	3	4	
2010-11	NY ISLANDERS	NHL	68	5	9	14	-13	147	0	0	1	60	8.3	--	--	--	--	--	
	BRIDGEPORT	AHL	7	1	2	3	0	11	0	0	0	18	5.6	--	--	--	--	--	
2011-12	NY ISLANDERS	NHL	80	7	7	14	-17	121	0	0	1	130	5.4	--	--	--	--	--	
2012-13	NY ISLANDERS	NHL	48	4	7	11	-2	63	1	0	1	67	6.0	--	--	--	--	--	
2013-14	NY ISLANDERS	NHL	79	8	6	14	-11	90	0	0	3	120	6.7	6	1	0	1	14	
2014-15	NY ISLANDERS	NHL	78	8	6	14	-4	114	0	0	2	90	8.9	7	0	1	1	12	
2015-16	NY ISLANDERS	NHL	80	10	9	19	2	119	0	0	1	86	11.6	11	0	0	0	12	
NHL TOTALS			438	42	46	88	-46	680	1	0	9	563	7.5	24	1	1	2	38	

NHL Transactions

Selected by New York Islanders in the fifth round (148th overall) of the 2008 NHL Entry Draft.

MILAN MICHALEK

MILAN MICHALEK #18



LEFT WING

HT: 6-2 WT: 227

BORN: Jindrichuv Hradec, CZE 

DATE: December 7, 1984

SHOOTS: Left



Acquired

Traded from Ottawa along with Jared Cowen, Colin Greening, Tobias Lindberg and a 2017 second-round draft pick from the Ottawa Senators in exchange for Dion Phaneuf, Casey Bailey, Cody Donaghey, Matt Frattin and Ryan Rupert on February 9, 2016.

VS NHL

Team	GP	G	A	P	PIM
Anaheim	37	6	11	17	28
Arizona	38	7	17	24	22
Boston	28	6	11	17	14
Buffalo	32	10	7	17	14
Calgary	29	13	6	19	12
Carolina	21	2	3	5	28
Chicago	22	14	5	19	2
Colorado	24	9	9	18	8
Columbus	25	3	12	15	2
Dallas	36	11	9	20	27
Detroit	29	6	11	17	12
Edmonton	27	11	8	19	28
Florida	22	4	9	13	10
Los Angeles	36	14	8	22	10
Minnesota	23	7	9	16	10
Montréal	31	3	11	14	17
Nashville	25	7	11	18	19
New Jersey	21	8	3	11	4
NY Islanders	21	4	8	12	12
NY Rangers	17	7	4	11	4
Ottawa	4	1	1	2	2
Philadelphia	22	6	1	7	14
Pittsburgh	22	5	8	13	14
San Jose	7	2	0	2	2
St. Louis	21	7	8	15	16
Tampa Bay	25	10	11	21	18
Toronto	29	3	8	11	13
Vancouver	25	5	8	13	8
Washington	23	7	10	17	14
Winnipeg	20	9	10	19	8
NHL TOTALS	742	207	237	444	392

2015-16 Highlights

- Made his Maple Leafs debut on Mar. 7 vs. BUF.
 - Registered his first point as a Maple Leaf with an assist on Mar. 15 vs TBL.
 - Scored his first goal as a Maple Leaf on Mar. 19 vs. BUF.
- GAMES LOST TO INJURY: 37
 HIGHEST TOI: 23:07 (Oct. 30/15 vs. DET)
 MOST POINTS: 2 (Two times)
 MOST GOALS: 1 (Seven times)
 MOST ASSISTS: 2 (Mar. 24/16 vs. ANA)
 MOST SHOTS: 4 (Three times)

Career Highlights

- Was one of four Ottawa players to skate in all 82 games in 2013-14.
- Scored his 100th NHL goal on Nov. 19, 2009 vs. PIT
- Scored his 200th NHL goal on Mar. 19, 2015 vs. BOS
- Recorded his 100th NHL assist on Dec. 6, 2008 vs. EDM
- Recorded his 200th NHL assist on Jan. 30, 2014 vs. TBL
- Recorded his 100th NHL point with an assist on Apr. 5, 2007 vs. CGY
- Recorded his 200th NHL point with an assist on Feb. 28, 2009 at MTL
- Recorded his 300th NHL point with a goal on Nov. 29, 2011 at WPG
- Recorded his 400th NHL point with an assist on Nov. 5, 2014 at CGY
- Played in his 100th NHL game on Nov. 9, 2006 at LAK
- Played in his 200th NHL game on Jan. 10, 2008 vs. VAN
- Played in his 300th NHL game on Mar. 10, 2009 at MIN
- Played in his 400th NHL game on Nov. 22, 2010 vs. LAK
- Played in his 500th NHL game on Feb. 7, 2012 vs STL
- Played in his 600th NHL game on Jan. 23, 2014 at TBL
- Along with his brother Zbynek, became one of two sets of brothers to score a goal in an NHL game on Jan. 31, 2015 vs. ARI, joining Eric and Jordan Staal (PIT & CAR).
- Voted by fans into the 2012 NHL All-Star Game.
- Named Czech Extraliga Rookie of the Year with HC České Budejovice in 2001-02.

International Highlights

- Selected to Czech Republic's roster for the 2016 World Cup of Hockey.
- Played for the Czech Republic at the 2014 Winter Olympics.
- Won a bronze medal with the Czech Republic at the 2011 and 2012 IIHF World Championships.
- Won a bronze medal with the Czech Republic at the 2002 IIHF U18 World Championship.

MILAN MICHALEK



MILAN MICHALEK #18

NHL FIRSTS

GAME: Oct. 9, 2003 (SJS) at EDM
 GOAL: Oct. 9, 2003 (SJS) at EDM (Tommy Salo)
 POINT: Oct. 9, 2003 (SJS) at EDM (Goal)

NHL SINGLE-GAME HIGHS

CAREER HAT TRICKS: Two (Last: Mar. 6, 2012 at TBL)
 GOALS: 3 - (2x - Last: Mar. 6, 2012 at TBL)
 ASSISTS: 3 - (4x - Last: Mar. 5, 2009 vs. MIN)
 POINTS: 4 - (Mar. 6, 2012 at TBL)

LONGEST NHL STREAKS

GGOALS: 3 - Last: Nov. 17 to Nov. 21, 2009
 ASSISTS: 4 - Last: Jan. 21 to Jan. 27, 2013
 POINTS: 7 - Last: Feb. 9 to Feb. 21, 2008 (3G, 6A)

REGULAR SEASON OVERTIME GOALS

None

REGULAR SEASON PENALTY SHOTS

None

CAREER MULTI-POINT GAMES

Multi-Goal Games: 25
 Multi-Assist Games: 37
 Multi-Point Games: 88

MAPLE LEAF FIRSTS

GAME: Mar. 7, 2016 vs. BUF
 GOAL: Mar. 19, 2016 vs. BUF (Chad Johnson)
 POINT: Mar. 15, 2016 vs. TBL (Assist)

MAPLE LEAF SINGLE-GAME HIGHS

GOALS: 1 (Mar. 19, 2016 vs. BUF)
 ASSISTS: 2 - (Mar. 24, 2016 vs. ANA)
 POINTS: 2 - (Mar. 24, 2016 vs. ANA)

LONGEST STREAKS AS A MAPLE LEAF

GOALS: 1 - Mar. 19, 2016 vs. BUF
 ASSISTS: 1 - Last: Mar. 29, 2016 (IA)
 POINTS: 1 - Last: Mar. 29, 2016 (IA)

REGULAR SEASON SHOOTOUT ATTEMPTS

2005-06: Scored 1 goal on 2 attempts (50%)
 2006-07: None
 2007-08: Did not score on 1 attempt (0%)
 2008-09: Scored 1 goal on 4 attempts (25%)
 2009-10: Did not score on 1 attempt (0%)
 2010-11: None
 2011-12: Scored 4 goals on 10 attempts (40%)
 2012-13: Did not score on 1 attempt (0%)
 2013-14: Scored 1 goal on 8 attempts (13%)
 2014-15: Scored 1 goal on 2 attempts (50%)
 2015-16: None

CAREER: Scored 8 goals on 29 attempts (28%)

REGULAR SEASON

PLAYOFFS

SEASON	CLUB	LEAGUE	GP	G	A	PTS	+/-	PIM	PP	SH	GW	S	S%	GP	G	A	PTS	PIM
2001-02	CESKE BUDEJOVICE	CZECH	47	6	11	17	--	12	--	--	--	--	--	--	--	--	--	--
2002-03	CESKE BUDEJOVICE	CZECH	46	3	5	8	--	14	--	--	--	--	--	4	1	0	1	2
	CZECH REPUBLIC	WC	1	0	0	0	--	0	--	--	--	--	--	--	--	--	--	--
	CZECH REPUBLIC	WJC	6	2	2	4	--	2	--	--	--	--	--	--	--	--	--	--
2003-04	SAN JOSE	NHL	2	1	0	1	1	4	0	0	0	1	100.0	--	--	--	--	--
	CLEVELAND	AHL	7	2	2	4	1	4	1	0	0	--	--	--	--	--	--	--
2005-06	SAN JOSE	NHL	81	17	18	35	1	45	4	0	2	159	10.7	9	1	4	5	8
2006-07	SAN JOSE	NHL	78	26	40	66	17	36	11	0	9	191	13.6	11	4	2	6	4
2007-08	SAN JOSE	NHL	79	24	31	55	19	47	5	1	8	233	10.3	13	4	0	4	4
2008-09	SAN JOSE	NHL	77	23	34	57	11	52	6	0	6	179	12.8	6	1	0	1	2
	CZECH REPUBLIC	WC	3	1	0	1	4	--	--	--	--	--	--	--	--	--	--	--
2009-10	OTTAWA	NHL	66	22	12	34	-12	18	8	2	3	163	13.5	1	0	0	0	0
	CZECH REPUBLIC	OLY	5	2	0	2	0	--	--	--	--	--	--	--	--	--	--	--
2010-11	OTTAWA	NHL	66	18	15	33	-12	49	1	4	0	167	10.8	--	--	--	--	--
	CZECH REPUBLIC	WC	8	4	2	6	0	6	2	0	1	--	--	--	--	--	--	--
2011-12	OTTAWA	NHL	77	35	25	60	4	32	10	1	3	212	16.5	7	1	1	2	4
	CZECH REPUBLIC	WC	9	2	2	4	-1	4	0	0	1	--	--	--	--	--	--	--
2012-13	OTTAWA	NHL	23	4	10	14	8	17	0	0	0	58	6.9	10	3	2	5	2
	CESKE BUDEJOVICE	CZECH	21	13	11	24	26	--	--	--	--	--	--	--	--	--	--	--
2013-14	OTTAWA	NHL	82	17	22	39	-25	41	4	0	1	169	10.1	--	--	--	--	--
	CZECH REPUBLIC	OLY	5	0	0	0	-3	0	0	0	0	12	--	--	--	--	--	--
2014-15	OTTAWA	NHL	66	13	21	34	3	33	5	1	1	130	10.0	--	--	--	--	--
2015-16	OTTAWA	NHL	32	6	4	10	1	12	3	0	0	56	10.7	6	1	0	1	4
	TORONTO	NHL	13	1	5	6	-1	6	0	0	0	8	12.5	--	--	--	--	--
	NHL TOTALS		742	207	237	444	15	392	57	9	33	1,726	12.0	63	15	9	24	28
	LEAFS TOTALS		13	1	5	6	-1	6	0	0	0	8	12.5	--	--	--	--	--

NHL Transactions

Selected by the San Jose Sharks in the first round (fifth overall) of the 2003 NHL Entry Draft. Traded to Ottawa from San Jose along with Jonathan Cheechoo and a second-round pick in in 2010 for Dany Heatley and a fifth-round pick in 2010 on Sep. 12, 2009.

ROMAN POLAK

ROMAN POLAK #46



DEFENCEMAN

HT: 6-1 WT: 236

BORN: Ostrava, CZE 

DATE: April 28, 1986

SHOOTS: Right



Acquired

Signed as a free agent on July 2, 2016.

VS NHL

Team	GP	G	A	P	PIM
Anaheim	25	0	3	3	19
Arizona	29	1	3	4	22
Boston	14	0	3	3	6
Buffalo	10	0	2	2	4
Calgary	24	0	2	2	18
Carolina	12	1	2	3	4
Chicago	36	2	2	4	40
Colorado	26	0	0	0	18
Columbus	29	0	4	4	25
Dallas	26	1	5	6	18
Detroit	33	2	4	6	12
Edmonton	25	1	5	6	38
Florida	11	1	1	2	6
Los Angeles	23	0	4	4	39
Minnesota	28	2	6	8	12
Montréal	12	0	1	1	4
Nashville	31	0	4	4	15
New Jersey	10	0	3	3	13
NY Islanders	10	1	2	3	6
NY Rangers	13	2	2	4	4
Ottawa	10	0	3	3	4
Philadelphia	10	1	3	4	8
Pittsburgh	12	0	0	0	6
San Jose	24	2	5	7	10
St. Louis	5	0	2	2	14
Tampa Bay	12	1	3	4	4
Toronto	6	0	1	1	7
Vancouver	27	0	6	6	29
Washington	11	0	3	3	10
Winnipeg	15	1	1	2	24
NHL TOTALS	559	19	85	104	439

2015-16 Highlights

- Recorded his 100th NHL point with an assist on Dec. 15, 2015 vs. TBL.
- Played in 24 playoff games with the Western Conference champion San Jose Sharks after being traded from Toronto on Feb. 22, 2016 along with Nick Spaling for San Jose's second-round picks in the 2017 and 2018 NHL Drafts.

GAMES LOST TO INJURY: 0

HIGHEST TOI: 24:33 (Jan. 27/16 at TBL)

MOST POINTS: 2 (Two times)

MOST GOALS: 1 (Jan. 19/16 at PHI (TOR))

MOST ASSISTS: 2 (Two times)

MOST SHOTS: 5 (Feb. 26/16 vs. BUF (SJS))

Career Highlights

- Ranked fourth in the NHL and led the Maple Leafs in hits (225) in 2014-15.
- Led the Maple Leafs in blocked shots (128) in 2014-15.
- Led the St. Louis Blues in hits in 2011-12 (173) and 2013-14 (151).
- Played in his 100th NHL game on Oct. 17, 2009 at Anaheim.
- Played in his 200th NHL game on Feb. 8, 2011 at Florida.
- Played in his 300th NHL game on Mar. 17, 2012 at Tampa Bay.
- Played in his 400th NHL game on Feb. 26, 2014 at Vancouver.
- Played in his 500th NHL game on Nov. 23, 2015 vs. Boston.

International Highlights

- Selected to play with the Czech Republic at the 2016 World Cup of Hockey.
- Played with the Czech Republic at the 2009 and 2014 IIHF World Championships.
- Played with the Czech Republic at the 2010 Olympics.
- Played with the Czech Republic at the 2005 and 2006 IIHF World Junior Championships, winning bronze in 2005.
- Won a bronze medal with the Czech Republic at the 2004 IIHF U18 World Championship.

ROMAN POLAK



ROMAN POLAK #46

NHL FIRSTS

GAME: Oct. 9, 2006 (STL) at ANA
 GOAL: Dec. 20, 2008 (STL) vs. MIN (Niklas Backstrom)
 POINT: Mar. 15, 2008 (STL) at ANA (Assist)

NHL SINGLE-GAME HIGHS

CAREER HAT TRICKS: None
 GOALS: 1 (19x - Last: Jan. 19, 2016 (TOR) at PHI)
 ASSISTS: 2 (3x - Last: Feb. 2, 2016 at BOS)
 POINTS: 2 (9x - Last: Feb. 2, 2016 at BOS (2A))

LONGEST NHL STREAKS

GOALS: 1 - Last: Jan. 19, 2016 (TOR) at PHI
 ASSISTS: 3 - Dec. 5-15, 2015 (TOR) (4A)
 POINTS: 3 - Dec. 5-15, 2015 (TOR) (4A)

REGULAR SEASON OVERTIME GOALS

None

REGULAR SEASON PENALTY SHOTS

None

MAPLE LEAF FIRSTS

GAME: Oct. 8, 2014 vs. MTL
 GOAL: Oct. 21, 2014 at NYI (Jaroslav Halak)
 POINT: Oct. 21, 2014 at NYI (Goal)

MAPLE LEAF SINGLE-GAME HIGHS

GOALS: 1 (6x - Last: Jan. 19, 2016 (TOR) at PHI)
 ASSISTS: 2 (2x - Last: Feb. 2, 2016 at BOS)
 POINTS: 2 (9x - Last: Feb. 2, 2016 at BOS (2A))

LONGEST STREAKS AS A MAPLE LEAF

GOALS: 1 - Last: Jan. 19, 2016 (TOR) at PHI
 ASSISTS: 3 - Dec. 5-15, 2015 (TOR) (4A)
 POINTS: 3 - Dec. 5-15, 2015 (TOR) (4A)

REGULAR SEASON SHOOTOUT ATTEMPTS

None

MULTI-POINT GAMES

Multi-Goal Games: 0
 Multi-Assist Games: 3
 Multi-Point Games: 9

REGULAR SEASON

PLAYOFFS

SEASON	CLUB	LEAGUE	GP	G	A	PTS	+/-	PIM	PP	SH	GW	S	S%	GP	G	A	PTS	PIM
2001-02	HC OSTRAVA Jr.	CZE-JR	46	4	9	13	--	84	--	--	--	--	--	--	--	--	--	--
2002-03	HC OSTRAVA Jr.	CZE-JR	32	3	12	15	--	34	--	--	--	--	--	--	--	--	--	--
2003-04	HC VIKTOVICE Jr.	CZE-JR	52	4	8	12	--	48	--	--	--	--	--	--	--	--	--	--
	CZECH REPUBLIC	WJC-UI8	7	0	0	0	--	8	--	--	--	--	--	--	--	--	--	--
2004-05	KOOTENAY	WHL	65	5	18	23	19	85	1	0	--	--	--	9	0	0	0	6
	CZECH REPUBLIC	WJC	7	0	2	2	--	4	--	--	--	--	--	--	--	--	--	--
2005-06	VIKTOVICE	CZE	37	0	1	1	--	16	--	--	--	--	--	6	0	0	0	6
	HC VIKTOVICE Jr.	CZE-JR	1	0	0	0	--	4	--	--	--	--	--	--	--	--	--	--
	CZECH REPUBLIC	CZE	6	0	2	2	--	6	--	--	--	--	--	--	--	--	--	--
2006-07	ST. LOUIS	NHL	19	0	0	0	-3	6	0	0	0	13	0.0	--	--	--	--	--
	PEORIA	AHL	53	4	8	12	1	66	3	0	1	--	--	--	--	--	--	--
2007-08	ST. LOUIS	NHL	6	0	1	1	1	0	0	0	0	2	0.0	--	--	--	--	--
	PEORIA	AHL	34	0	7	7	-8	33	0	0	0	--	--	--	--	--	--	--
2008-09	ST. LOUIS	NHL	69	1	14	15	-15	45	0	0	1	73	1.4	4	0	0	0	0
	CZECH REPUBLIC	WC	7	0	1	1	--	6	--	--	--	--	--	--	--	--	--	--
2009-10	ST. LOUIS	NHL	78	4	17	21	7	59	0	0	1	73	5.5	--	--	--	--	--
	CZECH REPUBLIC	OLY	5	0	0	0	--	4	--	--	--	--	--	--	--	--	--	--
2010-11	ST. LOUIS	NHL	55	3	9	12	-4	33	0	0	1	54	5.6	--	--	--	--	--
2011-12	ST. LOUIS	NHL	77	0	11	11	6	57	0	0	0	88	0.0	9	0	0	0	0
2012-13	ST. LOUIS	NHL	48	1	5	6	-2	48	0	0	1	39	2.6	6	0	1	1	2
	VIKTOVICE	CZE	22	2	6	8	--	79	--	--	--	--	--	--	--	--	--	--
2013-14	ST. LOUIS	NHL	72	4	9	13	3	71	0	0	0	83	4.8	6	0	1	1	4
2014-15	TORONTO	NHL	56	5	4	9	-22	48	0	0	1	61	8.2	--	--	--	--	--
2015-16	TORONTO	NHL	55	1	12	13	8	56	0	0	0	56	1.8	--	--	--	--	--
	SAN JOSE	NHL	24	0	3	3	-2	16	0	0	0	35	0.0	4	0	0	0	15
	NHL TOTALS		559	19	85	104	-23	439	0	0	5	577	3.3	49	0	2	2	40
	LEAFS TOTALS		111	6	16	22	-14	104	0	0	0	117	5.1	--	--	--	--	--

NHL Transactions

Selected by St. Louis in the sixth round (180th overall) of the 2004 NHL Entry Draft. Traded to Toronto from St. Louis in exchange for Carl Gunnarsson and Calgary's fourth round pick in 2014 Entry Draft (previously acquired, Ville Husso) on June 28, 2014. Traded to San Jose along with Nick Spaling in exchange for San Jose's second-round draft picks in the 2017 and 2018 Entry Drafts as well as Raffi Torres.

MORGAN RIELLY

MORGAN RIELLY #44



DEFENCEMAN

HT: 6-4 WT: 214

BORN: Vancouver, BC

DATE: March 9, 1994

SHOOTS: Left



Acquired

Selected in the first round (5th overall) of the 2012 NHL Entry Draft.

VS NHL

Team	GP	G	A	P	PIM
Anaheim	6	0	2	2	0
Arizona	6	1	3	4	6
Boston	11	1	4	5	2
Buffalo	10	1	6	7	4
Calgary	6	0	1	1	4
Carolina	9	0	3	3	0
Chicago	6	1	1	2	0
Colorado	5	0	1	1	0
Columbus	9	1	4	5	4
Dallas	5	1	3	4	2
Detroit	13	1	3	4	0
Edmonton	6	1	1	2	4
Florida	12	1	5	6	6
Los Angeles	6	0	2	2	0
Minnesota	6	0	3	3	2
Montréal	12	2	3	5	0
Nashville	6	1	4	5	0
New Jersey	9	0	1	1	6
NY Islanders	9	1	1	2	0
NY Rangers	9	2	3	5	0
Ottawa	12	0	4	4	0
Philadelphia	8	0	3	3	2
Pittsburgh	9	1	1	2	2
San Jose	6	0	1	1	0
St. Louis	6	0	1	1	0
Tampa Bay	13	2	3	5	6
Toronto	0	0	0	0	0
Vancouver	6	0	0	0	0
Washington	9	1	3	4	2
Winnipeg	6	0	3	3	2
NHL TOTALS	236	19	73	92	54

2015-16 Highlights

- Led all Maple Leaf defencemen in goals (9), assists (27), points (36) and shots (167)
- Ranked first in TOI/GP (23:13), second in assists (27) and tied for third in points (36) among all Maple Leafs.
- Established a new career high in goals, assists, points, penalty minutes and TOI/GP.
- Was the only Maple Leaf to skate in all 82 games.
- Played in his 200th NHL game on Jan. 23, 2016 vs. MTL.
- Scored his first career shorthanded goal on Apr. 6 vs. CBJ.

GAMES LOST TO INJURY: 0

HIGHEST TOI: 31:14 (Mar. 13/16 vs. DET)

MOST POINTS: 3 (Nov. 2/15 vs. DAL)

MOST GOALS: 1 (Nine times)

MOST ASSISTS: 2 (Five times)

MOST SHOTS: 6 (Dec. 22/15 vs. ARI)

Career Highlights

- Played in his 100th NHL game on Dec. 10, 2013 at DET.

Amateur Highlights

- Named the WHL's Eastern Conference Defenceman of the Year in 2012-13.
- Named to the WHL First All-Star Team in 2012-13.
- Finished fifth among all WHL defencemen with 54 points in 2012-13.
- Selected by Moose Jaw with the second overall pick in the 2009 WHL Bantam Draft.

International Highlights

- Selected to play for North America at the 2016 World Cup of Hockey.
- Won a gold medal and named Top 3 Player on Team for Team Canada at the 2016 IIHF World Championship.
- Played for Team Canada at the 2013 IIHF World Junior Hockey Championship.
- Won a gold medal with Team Canada at the U18 Ivan Hlinka Memorial summer tournament in 2010.
- Played for Team Canada at the 2011 IIHF U18 Championship.

MORGAN RIELLY



MORGAN RIELLY #44

NHL FIRSTS

GAME: Oct. 5, 2013 vs. OTT
 GOAL: Dec. 16, 2013 at PIT (Marc-Andre Fleury)
 POINT: Oct. 10, 2013 at NSH (Assist)

NHL SINGLE-GAME HIGHS

CAREER HAT TRICKS: None
 GOALS: 2 (Feb. 10, 2015 vs. NYR)
 ASSISTS: 2 (x9 - Last: Mar. 24, 2016 vs. ANA)
 POINTS: 3 (Nov. 11, 2015 vs. DAL)

LONGEST NHL STREAKS

GOALS: 2 - Last: Oct. 24 to Oct. 26, 2015 (2G)
 ASSISTS: 2 - Last: Apr. 2 to Apr. 4, 2016 (2A)
 POINTS: 3 - Last: Apr. 2 to Apr. 6, 2016 (1G, 2A)

REGULAR SEASON OVERTIME GOALS

None

REGULAR SEASON PENALTY SHOTS

None

MAPLE LEAF FIRSTS

GAME:
 GOAL: (See NHL Firsts)
 POINT:

MAPLE LEAF SINGLE-GAME HIGHS

CAREER HAT TRICKS:
 GOALS:
 ASSISTS: (See NHL Single-Game Highs)
 POINTS:

LONGEST STREAKS AS A MAPLE LEAF

GOALS:
 ASSISTS: (See NHL Streaks)
 POINTS:

REGULAR SEASON SHOOTOUT ATTEMPTS

None

MULTI-POINT GAMES

Multi-Goal Games: 1
 Multi-Assist Games: 7
 Multi-Point Games: 9

SEASON	CLUB	LEAGUE	REGULAR SEASON											PLAYOFFS				
			GP	G	A	PTS	+/-	PIM	PP	SH	GW	S	S%	GP	G	A	PTS	PIM
2010-11	MOOSE JAW	WHL	65	6	22	28	--	21	3	0	--	--	--	6	0	6	6	0
2011-12	MOOSE JAW	WHL	18	3	15	18	--	2	0	0	--	--	--	5	0	3	3	0
2012-13	MOOSE JAW	WHL	60	12	42	54	--	19	6	0	--	--	--	--	--	--	--	--
	CANADA	WJC	6	1	2	3	--	0	1	0	0	--	--	--	--	--	--	--
	TORONTO	AHL	14	1	2	3	-1	0	0	0	0	40	2.5	8	1	0	1	0
2013-14	TORONTO	NHL	73	2	25	27	-13	12	1	0	0	96	2.1	--	--	--	--	--
2014-15	TORONTO	NHL	81	8	21	29	-16	14	1	0	0	148	5.1	--	--	--	--	--
2015-16	TORONTO	NHL	82	9	27	36	-17	28	2	1	0	167	5.4	--	--	--	--	--
	CANADA	WC	10	1	2	3	7	2	0	0	1	17	5.9	--	--	--	--	--
NHL TOTALS			236	19	73	92	-46	54	4	1	0	411	4.6	--	--	--	--	--

NHL Transactions

None

JAMES van RIEMSDYK

JAMES VAN RIEMSDYK #21



LEFT WING

HT: 6-3 WT: 209

BORN: Middletown, NJ 

DATE: May 4, 1989

SHOOTS: Left



Acquired

Traded from Philadelphia in exchange for Luke Schenn on June 23, 2012.

VS NHL

Team	GP	G	A	P	PIM
Anaheim	7	0	6	6	6
Arizona	9	3	2	5	8
Boston	24	7	7	14	18
Buffalo	23	9	4	13	10
Calgary	7	3	1	4	0
Carolina	20	2	6	8	6
Chicago	6	3	0	3	0
Colorado	9	4	5	9	4
Columbus	10	4	5	9	6
Dallas	11	2	6	8	0
Detroit	13	4	2	6	10
Edmonton	8	4	4	8	2
Florida	19	4	8	12	12
Los Angeles	10	3	3	6	4
Minnesota	7	1	1	2	6
Montréal	25	11	5	16	14
Nashville	7	1	1	2	4
New Jersey	22	9	6	15	6
NY Islanders	25	9	11	20	10
NY Rangers	25	6	5	11	12
Ottawa	25	11	12	23	8
Philadelphia	9	4	1	5	6
Pittsburgh	26	7	9	16	15
San Jose	10	1	3	4	4
St. Louis	9	3	0	3	4
Tampa Bay	23	8	8	16	21
Toronto	9	1	2	3	6
Vancouver	8	3	0	3	4
Washington	20	6	8	14	2
Winnipeg	20	3	10	13	6
NHL TOTALS	446	136	141	277	214

2015-16 Highlights

- Recorded a point in seven consecutive games, a new career-best point streak, from Dec. 21 to Jan. 6.
- Tied a career-high with three points on Dec. 21 at COL.
- Missed the final 42 games of the season with a non-displaced fracture in his left foot.

GAMES LOST TO INJURY: 42

HIGHEST TOI: 22:26 (Dec. 17/15 vs. SJS)

MOST POINTS: 3 (Two times)

MOST GOALS: 1 (14 times)

MOST ASSISTS: 3 (Nov. 30/15 vs. EDM)

MOST SHOTS: 7 (Two times)

Career Highlights

- Led the Maple Leafs in goals (27) and tied for the team lead with four game-winning goals in 2014-15.
- Led the Maple Leafs in power play goals (9), shorthanded goals (2), and ranked second in goals (30), assists (31), points (61) and shots (279) in 2013-14.
- Led the Maple Leafs in playoff assists (5), points (7) and shots (33) in 2012-13.
- Ranked first (tie) on Philadelphia in playoff goals (7) in 2010-11.
- Scored his 100th NHL goal on Nov. 1, 2014 vs. CHI.
- Registered his 100th NHL point with a goal on Jan. 23, 2013 at PIT.
- Registered his 200th NHL point with an assist on Nov. 4, 2014 at ARI.
- Played in his 100th game as a Maple Leaf on Jan. 15, 2014 at WPG.
- Played in his 200th game as a Maple Leaf on Mar. 19, 2015 vs. SJS.
- Played in his 300th NHL game on Feb. 4, 2014 at FLA.
- Played in his 400th NHL game on Mar. 28, 2015 vs. OTT.
- Tied an NHL record by scoring a goal four seconds into the second period on Mar. 28, 2014 at PHI.

Amateur Highlights

- Led New Hampshire (NCAA) in assists (23) and points (40) in 2008-09.
- Ranked third on New Hampshire and finished fourth in NCAA rookie scoring with (34 points) in 2007-08.
- Named to New England Division I All-Star Team and Hockey East Second All-Star Team in 2008-09.
- Named to Hockey East All-Rookie Team in 2008-09.

International Highlights

- Named to Team USA's roster for the 2016 World Cup of Hockey.
- Played for Team USA at the 2014 Winter Olympics, leading the tournament in assists (7) and plus/minus rating (+7).
- Named a Top 3 Player on his Team after leading Team USA in goals (6) and ranked second in points (10) at the 2009 IIHF World Junior Hockey Championship.
- Led the 2008 IIHF World Junior Championship in points (11) and was named a Top 3 Player on his Team while playing for Team USA.
- Won a bronze medal with Team USA at the 2007 IIHF World Junior Championship.
- Named Tournament MVP, Top Forward and honoured on the Tournament All-Star Team while winning a silver medal with Team USA at the 2007 IIHF U18 World Championship.
- Won a gold medal with Team USA at the 2006 IIHF U18 World Championship.
- Won a silver medal with Team USA at the 2006 U17 World Hockey Challenge.

JAMES van RIEMSDYK



JAMES VAN RIEMSDYK #21

NHL FIRSTS

GAME: Oct. 2, 2009 (PHI) at CAR
 GOAL: Oct. 24, 2009 (PHI) vs. FLA (Tomas Vokoun)
 POINT: Oct. 2, 2009 (PHI) at CAR (Assist)

NHL SINGLE-GAME HIGHS

CAREER HAT TRICKS: 1 (Last: Mar. 26, 2011 (PHI) at NYI)
 GOALS: 3 (Last: Mar. 26, 2011 (PHI) at NYI)
 ASSISTS: 3 (4x - Last: Nov. 30/15 vs. EDM)
 POINTS: 3 (14x - Last: Dec. 21/15 at COL)

LONGEST NHL STREAKS

GOALS: 3 - Last: Dec. 21 to Dec. 27, 2015 (3G)
 ASSISTS: 4 - Last: Apr. 6 to Apr. 13, 2014 (5A)
 POINTS: 7 - Dec. 21, 2015 to Jan. 6, 2016 (4G, 5A)

REGULAR SEASON OVERTIME GOALS

I. Feb. 21, 2015 vs. WPG

REGULAR SEASON PENALTY SHOTS

I. Oct 22, 2013 vs. ANA (Hiller, Unsuccessful)

MULTI-POINT GAMES

Multi-Goal Games: 15
 Multi-Assist Games: 19
 Multi-Point Games: 57

MAPLE LEAF FIRSTS

GAME: Jan. 19, 2013 at MTL
 GOAL: Jan. 23, 2013 at PIT (Marc-Andre Fleury)
 POINT: Jan. 23, 2013 at PIT (Goal)

MAPLE LEAF SINGLE-GAME HIGHS

CAREER HAT TRICKS: None
 GOALS: 2 (8x - Last: Jan. 9, 2015 vs. CBJ)
 ASSISTS: 3 (3x - Last: Last: Nov. 30/15 vs. EDM)
 POINTS: 3 (10x - Last: Last: Dec. 21/15 at COL)

LONGEST STREAKS AS A MAPLE LEAF

GOALS: 3 - Last: Dec. 21 to Dec. 27, 2015 (3G)
 ASSISTS: 4 - Last: Apr. 6 to Apr. 13, 2014 (5A)
 POINTS: 7 - Dec. 21, 2015 to Jan. 6, 2016 (4G, 5A)

REGULAR SEASON SHOOTOUT ATTEMPTS

2009-10: None
 2010-11: None
 2011-12: Scored 1 goals in 2 attempts (50%)
 2012-13: Did not score in 2 attempts (0%)
 2013-14: Scored 6 goals in 10 attempts (60%)
 2014-15: Did not score in 5 attempts (0%)
 2015-16: Did not score in 2 attempts (0%)
Career: Scored 7 goals in 21 attempts (33%)

REGULAR SEASON

PLAYOFFS


SEASON	CLUB	LEAGUE	GP	G	A	PTS	+/-	PIM	PP	SH	GW	S	S%	GP	G	A	PTS	PIM
2005-06	USNTDP	U-17	11	7	5	12	---	18	--	--	--	--	---	--	--	--	---	---
	USNTDP	U-18	14	1	3	4	---	6	--	--	--	--	---	--	--	--	---	---
	USNTDP	NAHL	37	18	11	29	---	36	--	--	--	--	---	7	1	0	1	8
	UNITED STATES	WJC-U18	6	0	1	1	---	2	--	--	--	--	---	--	--	--	---	---
2006-07	USNTDP	U-18	39	25	28	53	---	48	--	--	--	--	---	--	--	--	---	---
	USNTDP	NAHL	12	13	12	25	---	37	--	--	--	--	---	--	--	--	---	---
	UNITED STATES	WJC	7	1	0	1	---	2	--	--	--	--	---	--	--	--	---	---
2007-08	UNITED STATES	WJC-U18	7	5	7	12	---	4	--	--	--	--	---	--	--	--	---	---
	NEW HAMPSHIRE	HE	31	11	23	34	---	36	--	--	--	--	---	--	--	--	---	---
2008-09	UNITED STATES	WJC	6	5	6	11	---	2	--	--	--	--	---	--	--	--	---	---
	PHILADELPHIA	AHL	7	1	1	2	2	2	0	0	0	15	6.7	4	0	0	0	2
	NEW HAMPSHIRE	HE	36	17	23	40	---	47	--	--	--	--	---	--	--	--	---	---
2009-10	UNITED STATES	WJC	6	6	4	10	---	4	--	--	--	--	---	--	--	--	---	---
	PHILADELPHIA	NHL	78	15	20	35	-1	30	4	0	6	173	8.7	21	3	3	6	4
2010-11	PHILADELPHIA	NHL	75	21	19	40	15	35	3	0	4	173	12.1	11	7	0	7	4
	UNITED STATES	WC	2	1	0	1	---	2	--	--	--	--	---	--	--	--	---	---
2011-12	PHILADELPHIA	NHL	43	11	13	24	-1	24	2	0	1	121	9.1	7	1	1	2	4
2012-13	TORONTO	NHL	48	18	14	32	-7	26	5	0	3	140	12.9	7	2	5	7	4
2013-14	TORONTO	NHL	80	30	31	61	-9	50	9	2	3	279	10.8	--	--	--	---	---
	UNITED STATES	QLY	6	1	6	7	---	2	--	--	--	16	6.3	--	--	--	---	---
2014-15	TORONTO	NHL	82	27	29	56	-33	43	9	1	4	248	10.9	--	--	--	---	---
2015-16	TORONTO	NHL	40	14	15	29	3	6	5	0	0	129	10.9	--	--	--	---	---
NHL TOTALS			446	136	141	277	-33	214	37	3	21	1263	10.8	46	13	9	22	16
LEAFS TOTALS			250	89	89	178	-46	125	28	3	10	796	11.2	7	2	5	7	4

NHL Transactions

Selected by the Philadelphia Flyers in the first round (2nd overall) of the 2007 NHL Entry Draft.

ANTOINE BIBEAU

ANTOINE BIBEAU #30



GOALTENDER

HT: 6-2 WT: 210

BORN: Victoriaville, QC

DATE: May 1, 1994

CATCHES: Left



Acquired

Selected in the sixth round (172nd overall) of the 2013 NHL Entry Draft.

Career Highlights

- Led the Toronto Marlies (AHL) in games played (40), wins (28) and shutouts (3 - tied) in 2015-16.
- Led the Toronto Marlies (AHL) in shutouts (4) in 2014-15.

Amateur Highlights

- Was a part of Val-d'Or's President's Cup team as QMJHL champions in 2013-14.
- Named the Memorial Cup's Most Outstanding Goaltender and earned a spot on the Memorial Cup All-Star team with Val-d'Or in 2013-14.
- Awarded the Guy Lafleur Trophy as the QMJHL Playoff MVP in 2013-14.

SEASON	TEAM	LEAGUE	REGULAR SEASON								PLAYOFFS						
			GP	W-L-OT	SO	GA	SA	Sv%	GAA	MIN.	GP	W-L	SO	GA	Sv%	GAA	Min
2010-11	LEWISTON	QMJHL	3	2-0-0	0	5	58	.914	2.10	144	--	--	--	--	--	--	--
2011-12	PEI	QMJHL	29	7-9-1	0	88	667	.868	4.46	1,183	--	--	--	--	--	--	--
2012-13	PEI	QMJHL	46	28-11-3	5	118	1,321	.911	2.81	2,521	6	2-4	0	2	.907	3.37	374
2013-14	CHARLOTTETOWN	QMJHL	26	8-11-5	1	78	877	.911	3.29	1,424	--	--	--	--	--	--	--
	VAL D'OR	QMJHL	22	13-7-1	1	64	643	.900	3.03	1,267	24	16-8	1	69	.913	2.80	1,476
2014-15	TORONTO	AHL	31	15-10-5	4	81	934	.913	2.69	1,809	1	0-1	0	3	.929	3.13	57
2015-16	TORONTO	AHL	40	28-9-1	3	106	1,170	.909	2.70	2,354	12	6-5	1	31	.900	2.73	68

CONNOR BROWN



RIGHT WING
HT: 5-11 **WT:** 183
BORN: Toronto, ON 🇨🇦
DATE: January 14, 1994
SHOOTS: Right



CONNOR BROWN #12

Acquired

Selected in the sixth round (156th overall) of the 2012 NHL Entry Draft.

Career Highlights

- Made his NHL debut on Mar. 17, 2016 vs. FLA.
- Recorded his first NHL point with an assist on Mar. 21, 2016 vs. CGY.
- Scored his first NHL goal on Mar. 24, 2016 vs. ANA.
- Played in seven games with the Maple Leafs and 34 regular season games with the Toronto Marlies (AHL).
- Missed 34 games with the Marlies after breaking his ankle on Oct. 30, 2015.
- Led all AHL rookies and finished 12th overall in league scoring with 61 points with the Toronto Marlies in 2014-15.
- Led the Marlies in assists (40 - tie), points (61) and plus/minus (+24) in 2014-15.
- Played in the 2015 AHL All-Star Classic.
- Named to the AHL All-Rookie Team in 2014-15.
- Named AHL Rookie of the Month for December of 2014.


Amateur Highlights

- Led the CHL in points (128) with Erie in 2013-14.
- Led the OHL with 83 assists in 2013-14.
- Ranked first on Erie in assists (83), points (128), power play goals (20) and shorthanded goals (4) while ranking second in goals (45).
- Led Erie in goals (28), assists (41 - tie), points (69) and power play goals (15) in 2012-13.
- Won the Red Tilson Trophy as the OHL's Most Outstanding Player, the Eddie Powers Memorial Trophy as the OHL's top scorer and the Jim Mahon Trophy as the OHL's top scoring right winger in 2013-14.
- Named to the OHL First All-Star Team in 2013-14.
- Named to the OHL First All-Rookie Team in 2011-12.
- Played for Team OHL in the CHL Super Series in 2013-14.
- Served as Erie's captain in 2012-13 and 2013-14.
- His 128 points in 2013-14 were the most by an OHL player since Patrick Kane collected 145 in 2006-07.

REGULAR SEASON														PLAYOFFS				
SEASON	TEAM	LEAGUE	GP	G	A	PTS	+/-	PIM	PP	SH	GW	S	S%	GP	G	A	PTS	PIM
2011-12	ERIE	OHL	68	25	28	53	-72	14	12	1	--	--	--	--	--	--	--	--
2012-13	ERIE	OHL	63	28	41	69	-11	39	15	1	3	--	--	--	--	--	--	--
2013-14	ERIE	OHL	68	45	83	128	44	22	20	4	6	--	--	4	8	10	18	8
2014-15	TORONTO	AHL	76	21	40	61	24	10	3	0	7	131	16.0	5	1	3	4	2
2015-16	TORONTO	NHL	7	1	5	6	-2	0	1	0	0	11	9.1	--	--	--	--	--
	TORONTO	AHL	34	11	18	29	10	8	3	1	0	75	14.7	15	7	2	9	6
	NHL TOTALS		7	1	5	6	-2	0	1	0	0	11	9.1	--	--	--	--	--

ANDREW CAMPBELL

ANDREW CAMPBELL #48



DEFENCEMAN

HT: 6-4 WT: 206

BORN: Caledonia, ON

DATE: February 4, 1988

SHOOTS: Left



Acquired

Signed as a free agent on September 29, 2016.

Career Highlights

- Served as captain of the Toronto Marlies (AHL) in 2015-16.
- Made his NHL debut with Los Angeles on Apr. 5, 2014 at VAN.
- Recorded his first NHL point with an assist on Jan. 27, 2015 at PHI.
- Made his Maple Leafs debut on Mar. 31, 2016 at BUF.
- Recorded his first point as a Maple Leaf with an assist on Apr. 9, 2016 at NJD.

Amateur Highlights


- Finished second among Sault Ste. Marie (OHL) defencemen in goals (13) and points (35) in 2007-08.

SEASON	TEAM	LEAGUE	REGULAR SEASON											PLAYOFFS				
			GP	G	A	PTS	+/-	PIM	PP	SH	GW	S	S%	GP	G	A	PTS	PIM
2005-06	SAULT STE. MARIE	OHL	31	1	3	4	1	23	0	0	--	--	--	3	0	0	0	4
2006-07	SAULT STE. MARIE	OHL	63	4	14	18	9	75	1	0	--	--	--	13	0	1	1	6
2007-08	SAULT STE. MARIE	OHL	68	13	22	35	20	64	7	0	--	--	--	14	2	3	5	13
2008-09	MANCHESTER	AHL	72	3	5	8	-15	72	0	1	0	--	--	--	--	--	--	--
2009-10	MANCHESTER	AHL	74	2	9	11	-16	68	1	0	0	--	--	16	1	4	5	6
2010-11	MANCHESTER	AHL	76	1	11	12	12	68	0	0	0	55	1.8	7	0	0	0	0
2011-12	MANCHESTER	AHL	76	2	17	19	14	54	0	0	1	65	3.1	4	0	0	0	9
2012-13	MANCHESTER	AHL	47	2	9	11	15	40	0	0	0	44	4.6	4	0	0	0	2
2013-14	LOS ANGELES	NHL	3	0	0	0	0	0	0	0	0	4	0.0	--	--	--	--	--
	MANCHESTER	AHL	69	3	13	16	16	58	0	0	0	66	4.5	4	1	0	1	0
2014-15	ARIZONA	NHL	33	0	1	1	-13	10	0	0	0	28	0.0	--	--	--	--	--
	PORTLAND	AHL	40	3	9	12	1	30	2	1	0	53	5.7	--	--	--	--	--
2015-16	TORONTO	NHL	6	0	1	1	0	2	0	0	0	1	0.0	--	--	--	--	--
	TORONTO	AHL	66	9	15	24	39	72	0	0	3	87	10.3	9	0	2	2	4
	NHL TOTALS		42	0	2	2	-13	12	0	0	0	33	0.0	--	--	--	--	--
	LEAFS TOTALS		6	0	1	1	0	2	0	0	0	1	0.0	--	--	--	--	--

NHL Transactions

Selected by Los Angeles in the third round (74th overall) of the 2008 NHL Entry Draft. Signed with Arizona as a free agent on July 1, 2014.

CONNOR CARRICK



DEFENCEMAN

HT: 5-11 WT: 193

BORN: Orland Park, IL

DATE: February 4, 1988

SHOOTS: Right



CONNOR CARRICK #8

Acquired

Traded from Washington with Brooks Laich and a second-round pick in the 2016 NHL Entry Draft in exchange for Daniel Winnik and a fifth-round selection (Anaheim's) in the 2016 Draft on February 28, 2016.

Career Highlights

- Led the AHL in playoff points (18) with the Toronto Marlies (AHL) in 2015-16.
- Made his NHL debut with Washington on Oct. 1, 2013 at CHI.
- Recorded his first NHL point with a goal on Oct. 3, 2013 vs. CGY.
- Made his Maple Leafs debut on Feb. 29, 2016 vs. TBL.
- Led Hershey (AHL) defencemen in goals (8), assists (34) and points (42) and ranked second on the team in assists in 2014-15.
- Selected to play in the AHL All-Star Classic in 2015 and 2016.

Amateur Highlights

- Finished first among Plymouth (OHL) defencemen in goals (12), and second in assists (32) and points (44) in 2012-13.
- Led all Plymouth (OHL) defencemen and ranked third on the team in playoff points (18) in 2012-13.

International Highlights

- Played for the United States at the 2014 IIHF World Junior Championship.
- Won a gold medal with the United States at the 2012 IIHF World U18 Championship.
- Won a silver medal with the United States at the 2011 World Under-17 Hockey Challenge.

SEASON	TEAM	LEAGUE	REGULAR SEASON											PLAYOFFS				
			GP	G	A	PTS	+/-	PIM	PP	SH	GW	S	S%	GP	G	A	PTS	PIM
2010-11	USNTDP	USHL	36	1	6	7	2	42	1	0	1	--	--	2	0	0	0	2
2011-12	USNTDP	USHL	21	1	4	5	--	30	--	--	--	--	--	--	--	--	--	--
2012-13	PLYMOUTH	OHL	68	12	32	44	27	79	4	0	--	--	--	15	2	16	18	6
2013-14	WASHINGTON	NHL	34	1	5	6	-9	23	0	0	0	26	3.8	--	--	--	--	--
	HERSHEY	AHL	13	0	4	4	-3	15	0	0	0	15	0.0	--	--	--	--	--
	UNITED STATES	WJC	5	0	3	3	7	4	0	0	0	13	--	--	--	--	--	--
2014-15	HERSHEY	AHL	73	8	34	42	-8	132	4	0	1	122	6.6	10	2	2	4	12
2015-16	WASHINGTON	NHL	3	0	0	0	-2	0	0	0	0	2	0.0	--	--	--	--	--
	TORONTO	NHL	16	2	2	4	-3	15	0	0	1	19	10.5	--	--	--	--	--
	HERSHEY	AHL	47	10	16	26	23	50	3	1	2	104	9.6	--	--	--	--	--
	TORONTO	AHL	5	1	2	3	2	2	1	0	0	9	11.1	15	7	11	18	12
NHL TOTALS			53	3	7	10	-14	38	0	0	1	47	6.4	--	--	--	--	--
LEAFS TOTALS			16	2	2	4	-3	15	0	0	1	19	10.5	--	--	--	--	--

NHL Transactions

Selected by Washington in the fifth round (137th overall) of the 2012 NHL Entry Draft.

FRANK CORRADO

FRANK CORRADO #20



DEFENCEMAN

HT: 6-0 WT: 195

BORN: Toronto, ON

DATE: March 26, 1993

SHOOTS: Right



Acquired

Claimed off waivers from Vancouver on October 6, 2015.

Career Highlights

- Made his NHL debut with Vancouver on April 22, 2013 vs. CHI.
- Recorded his first NHL point with a goal on April 13, 2014 vs. CGY.
- Made his Maple Leafs debut on December 15, 2015 vs. TBL.
- Recorded his first NHL assist and first point as a Maple Leaf on December 17, 2015 vs. SJS.
- Scored his first goal as a Maple Leaf on March 24, 2016 vs. ANA.
- Registered his first NHL multi-point game with two assists on February 9, 2016 at CGY.

Amateur Highlights

- Led Sudbury (OHL) with a plus/minus rating of +12 in 2011-12.
- Named Top Defenceman and received Community Club Most Popular Player Award with Sudbury in 2012.
- Served as team captain with Sudbury in 2012-13.
- Skated for Team OHL in the CHL Super Series in 2012.

REGULAR SEASON

PLAYOFFS

SEASON	TEAM	LEAGUE	GP	G	A	PTS	+/-	PIM	PP	SH	GW	S	S%	GP	G	A	PTS	PIM
2009-10	SUDBURY	OHL	63	1	8	9	--	46	--	--	--	--	--	4	0	1	1	0
2010-11	SUDBURY	OHL	67	4	26	30	-10	94	1	0	--	--	--	8	1	4	5	8
2011-12	SUDBURY	OHL	60	3	23	26	26	81	2	0	--	--	--	4	0	0	0	12
	CHICAGO	AHL	4	0	1	1	1	0	0	0	0	5	0.0	2	0	0	0	0
2012-13	VANCOUVER	NHL	3	0	0	0	-1	0	0	0	0	4	0.0	4	0	0	0	0
	SUDBURY	OHL	41	6	21	27	-3	44	3	0	--	--	--	--	--	--	--	--
	KITCHENER	OHL	28	1	17	18	21	45	0	0	--	--	--	10	1	1	2	6
	CHICAGO	AHL	3	0	2	2	0	0	0	0	0	2	0.0	--	--	--	--	--
2013-14	VANCOUVER	NHL	15	1	0	1	-2	4	0	0	0	20	5.0	--	--	--	--	--
	UTICA	AHL	59	6	11	17	-7	46	2	0	2	94	6.4	18	1	0	1	24
2014-15	VANCOUVER	NHL	10	1	7	0	0	0	0	8	12.5	--	--	--	--	--	--	--
	UTICA	AHL	35	7	9	16	12	31	2	0	2	73	9.6	--	--	--	--	--
2015-16	TORONTO	NHL	39	1	5	6	-12	26	0	0	0	46	2.2	--	--	--	--	--
	TORONTO	AHL	7	0	3	3	3	2	0	0	0	7	0.0	--	--	--	--	--
	NHL TOTALS		67	3	5	8	-22	30	0	0	0	78	3.8	4	0	0	0	0
	LEAFS TOTALS		39	1	5	6	-12	26	0	0	0	46	2.2	--	--	--	--	--

NHL Transactions

Selected by Vancouver in the fifth round (150th overall) of the 2011 NHL Entry Draft.

TRAVIS DERMOTT



DEFENCEMAN

HT: 5-11 WT: 197

BORN: Newmarket, ON

DATE: December 22, 1996

SHOOTS: Left



TRAVIS DERMOTT #57

Acquired

Selected in the second round (34th overall) of the 2015 NHL Entry Draft.

Amateur Highlights

- Finished as runner-up in voting for the Max Kaminsky Trophy as the OHL's Most Outstanding Defenceman in 2015-16.
- Led Erie (OHL) defencemen in assists (37) and points (43) in 2015-16.
- Led Erie (OHL) defencemen in assists (37) and ranked second in points (45) in 2014-15.
- Named to the OHL Second All-Star team in 2015-16.
- Named to the OHL First All-Rookie team in 2013-14.

International Highlights

- Played for Canada at the 2016 IIHF World Junior Championship.

SEASON	TEAM	LEAGUE	REGULAR SEASON											PLAYOFFS				
			GP	G	A	PTS	+/-	PIM	PP	SH	GW	S	S%	GP	G	A	PTS	PIM
2013-14	ERIE	OHL	67	3	25	28	35	45	1	0	1	--	--	14	0	5	5	8
2014-15	ERIE	OHL	61	8	37	45	23	53	4	0	1	--	--	20	5	12	17	22
2015-16	ERIE	OHL	51	6	37	43	36	65	3	0	2	--	--	13	3	11	14	14
	TORONTO	AHL	--	--	--	--	--	--	--	--	--	--	--	1	0	0	0	0
	CANADA	WJC	5	0	2	2	-2	2	0	0	0	9	0.0	--	--	--	--	--

BYRON FROESE

BYRON FROESE #56



CENTRE

HT: 6-0 **WT:** 199

BORN: Winkler, MB

DATE: March 12, 1991

SHOOTS: Right



Acquired

Signed as a free agent on July 2, 2015.

Career Highlights

- Made his NHL debut on Oct. 24, 2015 at MTL.
- Recorded his first NHL point with an assist on Nov. 2 vs. DAL.
- Scored his first NHL goal on Dec. 19, 2015 vs. LAK.
- Ranked second in assists (24) and third in points (42) with the Toronto Marlies (AHL) in 2014-15.
- Led Cincinnati (ECHL) in playoff points (25) during their Eastern Conference championship run in 2013-14.

Amateur Highlights

- Led Red Deer (WHL) in goals (43) and ranked third in points (81) in 2010-11.
- Ranked third in goals (29) with Everett (WHL) in 2009-10.
- Ranked third in points (57) with Everett (WHL) in 2008-09.

REGULAR SEASON

PLAYOFFS

SEASON	TEAM	LEAGUE	GP	G	A	PTS	+/-	PIM	PP	SH	GW	S	S%	GP	G	A	PTS	PIM
2008-09	EVERETT	WHL	72	19	38	57	-13	30	7	1	--	--	--	5	0	3	3	4
2009-10	EVERETT	WHL	70	29	32	61	22	37	10	1	--	--	--	7	3	2	5	0
2010-11	RED-DEER	WHL	70	43	38	81	12	37	24	1	--	--	--	9	5	2	7	4
2011-12	ROCKFORD	AHL	57	4	6	10	-10	17	0	0	1	86	4.6	--	--	--	--	--
	TOLEDO	ECHL	3	1	1	2	2	2	0	0	--	--	--	--	--	--	--	--
2012-13	ROCKFORD	AHL	9	0	2	2	1	4	0	0	0	8	0.0	--	--	--	--	--
	TOLEDO	ECHL	38	12	21	33	11	12	1	2	--	--	--	6	2	4	6	6
2013-14	ROCKFORD	AHL	28	0	5	5	1	14	0	0	0	34	0.0	--	--	--	--	--
	CINCINNATI	ECHL	25	11	10	21	7	20	4	2	--	--	--	23	8	17	25	20
2014-15	SAN ANTONIO	AHL	3	0	0	0	-2	2	0	0	0	2	0.0	--	--	--	--	--
	CINCINNATI	ECHL	17	8	16	24	3	14	1	2	--	66	12.1	--	--	--	--	--
	TORONTO	AHL	46	18	24	42	22	26	3	2	2	120	15.0	5	1	3	4	4
2015-16	TORONTO	NHL	56	2	3	5	-11	16	0	0	0	64	3.1	--	--	--	--	--
	TORONTO	AHL	4	3	0	3	-1	0	1	0	0	13	23.1	--	--	--	--	--
	NHL TOTALS		56	2	3	5	-11	16	0	0	0	64	3.1	--	--	--	--	--

NHL Transactions

Selected by Chicago in the fourth round (114th overall) of the 2009 NHL Entry Draft.

FREDERIK GAUTHIER



CENTRE

HT: 6-5 **WT:** 238

BORN: Laval, QC

DATE: April 26, 1995

SHOOTS: Left



FREDERIK GAUTHIER #33

Acquired

Selected in the first round (21st overall) of the 2013 NHL Entry Draft.

Career Highlights

- Made his NHL debut on Mar. 19, 2016 vs. BUF.
- Recorded his first NHL point with an assist on Apr. 6, 2016 vs. CBJ.

Amateur Highlights

- Helped Rimouski win the QMJHL championship in 2014-15.
- Honoured with the Guy Carbonneau Trophy as the QMJHL's Best Defensive Forward in 2014-15.
- Named to the QMJHL All-Rookie team in 2012-13.
- Played for the QMJHL in the 2013 Subway Super Series versus Russia.
- Played in the 2013 CHL Top Prospects Game.

International Highlights

- Played for Canada at the 2016 IIHF World Junior Championship.

REGULAR SEASON

PLAYOFFS

SEASON	TEAM	LEAGUE	GP	G	A	PTS	+/-	PIM	PP	SH	GW	S	S%	GP	G	A	PTS	PIM
2012-13	RIMOUSKI	QMJHL	62	22	38	60	22	26	4	1	4	119	18.5	6	0	2	2	2
2013-14	RIMOUSKI	QMJHL	54	18	34	52	19	27	5	1	0	125	14.4	11	3	6	9	6
	CANADA	WJC	7	0	1	1	-2	2	0	0	0	3	--	--	--	--	--	--
2014-15	RIMOUSKI	QMJHL	37	16	16	32	26	21	5	2	3	92	17.4	20	2	14	16	4
	MEMORIAL CUP		4	1	3	4	-4	0	1	0	0	10	10.0	--	--	--	--	--
	CANADA	WJC	7	0	1	1	-1	0	0	0	0	8	--	--	--	--	--	--
2015-16	TORONTO	NHL	7	0	1	1	-5	0	0	0	0	3	0.0	--	--	--	--	--
	TORONTO	AHL	56	6	12	18	18	10	0	0	1	51	11.8	9	0	0	0	4
	NHL TOTALS		7	0	1	1	-5	0	0	0	0	3	0.0	--	--	--	--	--

JUSTIN HOLL

JUSTIN HOLL #54



DEFENCEMAN

HT: 6-3 WT: 195

BORN: Tonka Bay, MN

DATE: January 30, 1992

SHOOTS: Right



Acquired

Signed as a free agent on July 2, 2016.

Career Highlights

- Played in 60 regular season games and 15 playoff games with Toronto (AHL) in 2015-16.
- Ranked second in assists (27) and fourth in points (34) with Indy (ECHL) in 2014-15.

Amateur Highlights


- Named All-WCHA Academic honouree at Minnesota in 2012-13.
- Reached the Frozen Four with Minnesota (WCHA) in 2012 and 2014.

SEASON	TEAM	LEAGUE	REGULAR SEASON											PLAYOFFS				
			GP	G	A	PTS	+/-	PIM	PP	SH	GW	S	S%	GP	G	A	PTS	PIM
2009-10	OMAHA	USHL	11	0	4	4	7	6	--	--	--	--	--	7	8	1	1	2
2010-11	MINNESOTA	WCHA	25	1	6	7	--	12	0	0	1	--	--	--	--	--	--	--
2011-12	MINNESOTA	WCHA	43	3	8	11	--	34	0	0	0	--	--	--	--	--	--	--
2012-13	MINNESOTA	WCHA	35	3	4	7	--	10	0	0	0	--	--	--	--	--	--	--
2013-14	MINNESOTA	WCHA	39	1	12	13	--	20	0	1	1	--	--	--	--	--	--	--
2014-15	INDY	ECHL	66	7	27	34	-4	39	4	0	--	119	5.9	--	--	--	--	--
	ROCKFORD	AHL	2	0	0	0	-1	0	0	0	0	0	0	--	--	--	--	--
2015-16	TORONTO	AHL	60	5	16	21	32	15	0	0	1	93	5.4	--	--	--	--	--

NHL Transactions

Selected by Chicago in the second round (54th overall) of the 2010 NHL Entry Draft.

ZACH HYMAN



RIGHT WING
HT: 6-0 **WT:** 202
BORN: Toronto, ON 
DATE: June 9, 1992
SHOOTS: Right



ZACH HYMAN #11

Acquired

Traded from Florida along with a conditional seventh-round pick in the 2017 NHL Entry Draft in exchange for Greg McKegg on June 19, 2016.

Career Highlights

- Made his NHL debut on Feb. 29, 2016 vs. TBL.
- Registered his first NHL point with a goal on Mar. 7, 2016 vs. BUF.
- Played 16 games for the Maple Leafs and 59 regular season games for the Toronto Marlies (AHL) in 2015-16.

Amateur Highlights

- Honoured as Michigan's (CCHA) Athlete of the Year after leading the Big Ten in goals (22) and points (42) in 2014-15.
- Named a First-Team All-American, a First-Team All-Big Ten selection, a Big Ten All-Academic Selection and a finalist for the Hobey Baker Award in 2014-15.
- Earned Big Ten Distinguished Scholar honours in 2013-14 and 2014-15.
- Named the Canadian Junior A Player of the Year and received the RBC Canadian Junior Hockey League Player of the Year Award after registering 102 points with Hamilton (OJHL) in 2010-11.

REGULAR SEASON

PLAYOFFS

SEASON	TEAM	LEAGUE	GP	G	A	PTS	+/-	PIM	PP	SH	GW	S	S%	GP	G	A	PTS	PIM
2008-09	HAMILTON	OJHL	49	13	24	37	--	24	--	--	--	--	--	5	2	2	4	4
2009-10	HAMILTON	OJHL	49	35	40	75	--	30	--	--	--	--	--	11	7	9	16	4
2010-11	HAMILTON	OJHL	43	42	60	102	--	24	7	5	3	--	--	7	3	5	8	6
2011-12	MICHIGAN	CCHA	41	2	7	9	--	12	0	0	0	--	--	--	--	--	--	--
2012-13	MICHIGAN	CCHA	38	4	5	9	--	8	0	1	0	--	--	--	--	--	--	--
2013-14	MICHIGAN	Big-10	35	7	10	17	--	12	1	0	1	--	--	--	--	--	--	--
2014-15	MICHIGAN	Big-10	37	22	32	54	--	10	4	0	4	--	--	--	--	--	--	--
2015-16	TORONTO	NHL	16	4	2	6	0	18	0	0	0	37	10.8	--	--	--	--	--
	TORONTO	AHL	59	15	22	37	31	24	0	4	4	134	11.2	15	3	3	6	23
	NHL TOTALS		16	4	2	6	0	18	0	0	0	37	10.8	--	--	--	--	--

NHL Transactions

Selected by Florida in the fifth round (123rd overall) of the 2010 NHL Entry Draft.

ANDREAS JOHNSON

ANDREAS JOHNSON #61



LEFT WING

HT: 5-10 **WT:** 190

BORN: Gavle, SWE

DATE: November 21, 1994

SHOOTS: Left



Acquired

Selected in the seventh round (202nd overall) of the 2013 NHL Entry Draft.

Career Highlights


- Played in two playoff games with the Toronto Marlies (AHL) in 2015-16.
- Tied for the team lead in goals (19) and ranked sixth in league scoring with 44 points with Frolunda HC (SHL) in 2015-16.
- Led Frolunda HC (SHL) with 22 goals and ranked third with 34 points in 2014-15.
- Won a SHL championship and Champions Hockey League title with Frolunda HC in 2015-16.
- Named the Swedish Hockey League Rookie of the Year in 2013-14.

International Highlights

- Won a silver medal with Sweden at the 2014 IIHF World Junior Championship

SEASON	TEAM	LEAGUE	REGULAR SEASON											PLAYOFFS				
			GP	G	A	PTS	+/-	PIM	PP	SH	GW	S	S%	GP	G	A	PTS	PIM
2012-13	FROLUNDA HC	SHL	7	1	0	1	--	0	--	--	--	--	--	5	0	0	0	0
2013-14	FROLUNDA HC	SHL	44	15	9	24	--	2	--	--	--	--	--	7	1	0	1	4
	SWEDEN	WJC	7	3	3	6	5	6	1	0	0	16	--	--	--	--	--	--
2014-15	FROLUNDA HC	SHL	55	22	13	35	--	34	--	--	--	--	--	8	2	2	4	4
2015-16	FROLUNDA HC	SHL	52	19	25	44	--	20	--	--	--	--	--	16	2	2	4	8
	TORONTO	AHL	--	--	--	--	--	--	--	--	--	--	--	2	0	0	0	0

KASPERI KAPANEN



RIGHT WING

HT: 6-0 **WT:** 178

BORN: Kuopio, FIN 

DATE: July 23, 1996

SHOOTS: Right



KASPERI KAPANEN #28

Acquired

Traded along with Nick Spaling, Scott Harrington, a first-round draft pick in the 2016 NHL Entry Draft and a third-round pick in 2016 from Pittsburgh in exchange for Phil Kessel, Tyler Biggs, Tim Erixon, and Pittsburgh's second-round pick in 2016 (previously acquired by Toronto) on July 1, 2015.

Career Highlights

- Made his NHL debut on Feb. 29, 2016 vs TBL.
- Played in nine games with the Maple Leafs and 44 regular season games with the Toronto Marlies (AHL) in 2015-16.
- Ranked second on Wilkes-Barre/Scranton (AHL) in playoff goals (3 - tie) and third playoff points (5) after joining the team at the end of the regular season in 2014-15.

Amateur Highlights

- Won a gold medal with Team Finland at the 2016 IIHF World Junior Championship, scoring the overtime winner in the gold medal game.
- Played for Team Finland at the 2015 IIHF World Junior Championship.
- Played for Team Finland at the 2014 IIHF World U18 Championship.
- Won a bronze medal with Team Finland at the 2013 IIHF World U18 Championship.

SEASON	TEAM	LEAGUE	REGULAR SEASON											PLAYOFFS				
			GP	G	A	PTS	+/-	PIM	PP	SH	GW	S	S%	GP	G	A	PTS	PIM
2012-13	KALPA	FIN-JR	36	14	15	29	--	16	--	--	--	--	--	4	0	1	1	2
	KALPA	FIN	13	4	0	4	--	2	--	--	--	--	--	--	--	--	--	--
2013-14	KALPA	FIN	47	7	7	14	--	10	--	--	--	--	--	--	--	--	--	--
2014-15	KALPA	FIN	41	11	10	21	--	14	--	--	--	--	--	6	0	5	5	2
	FINLAND	WJC	1	0	1	-1	0	0	0	0	6	--	--	--	--	--	--	--
	WILKES-BARRE	AHL	4	1	1	2	-1	0	0	0	1	9	11.1	7	3	2	5	0
2015-16	TORONTO	NHL	9	0	0	0	-3	2	0	0	0	14	0.0	--	--	--	--	--
	TORONTO	AHL	44	9	16	25	7	8	4	0	1	65	13.8	14	3	5	8	2
	FINLAND	WJC	7	2	3	5	-2	2	1	0	1	22	--	--	--	--	--	--
NHL TOTALS			9	0	0	0	-3	2	0	0	0	14	0.0	--	--	--	--	--

NHL Transactions

Selected by Pittsburgh in the first round (22nd overall) of the 2014 NHL Entry Draft.

KASIMIR KASKISUO

KASIMIR KASKISUO #50



GOALTENDER

HT: 6-3 WT: 201

BORN: Espoo, FIN 

DATE: October 2, 1993

CATCHES: Left



Acquired

Signed as a free agent on July 26, 2016.

Amateur Highlights

- Owns Minnesota Duluth school records for career goals against average (2.10) and career save percentage (.920).
- Set new University of Minnesota Duluth single-season record for goals against average (1.92) and tied the school record for shutouts (5) in 2015-16.
- Ranked second among NCAA freshmen goaltenders in victories (18), fourth in winning percentage (.557 off an 18-14-3 record), fifth in goals against average (2.30) and seventh in save percentage (.917) in 2014-15.
- Honoured as Minnesota Duluth's Most Valuable Player in 2014-15.
- Named to NCHC All-Rookie team in 2014-15.

SEASON	TEAM	LEAGUE	REGULAR SEASON								PLAYOFFS						
			GP	W-L-OT	SO	GA	SA	Sv%	GAA	MIN.	GP	W-L	SO	GA	Sv%	GAA	Min
2014-15	MINN. DULUTH	NCHC	36	18-14-3	1	81	972	.917	2.30	2,114	--	--	--	--	--	--	--
2015-16	MINN. DULUTH	NCHC	39	19-5-5	5	75	979	.923	1.92	2,350	--	--	--	--	--	--	--
	TORONTO	AHL	2	1-0-1	0	5	53	.906	2.40	125	--	--	--	--	--	--	--

BRENDAN LEIPSIC



LEFT WING

HT: 5-9 **WT:** 165

BORN: Winnipeg, MN

DATE: May 19, 1994

SHOOTS: Left



BRENDAN LEIPSIC #39

Acquired

Traded from Nashville along with Olli Jokinen and a 2015 first-round draft pick in exchange for Cody Franson and Mike Santorelli.

Career Highlights

- Made his NHL debut and collected his first NHL point with a goal on Feb. 13, 2016 at VAN.
- Recorded his first NHL assist on Feb. 27, 2016 at MTL.
- Ranked second in assists (34 - tie) and third in goals (20) and points (54) with the Toronto Marlies (AHL) in 2015-16.
- Led all AHL rookies in assists (40) in 2014-15.
- Played in the 2015 AHL All-Star Classic.

Amateur Highlights

- Won the Canadian Hockey League Top Scorer award (along with teammate Nicolas Petan) and the Bobby Clarke Trophy as top WHL scorer after leading all CHL players in goals (49) points (120) in 2012-13.
- Named to the WHL Second All-Star team in 2012-13.
- Ranked second on Portland (WHL) in goals (39) and penalty minutes (111), and third in points (91) in 2013-14.


SEASON	TEAM	LEAGUE	REGULAR SEASON											PLAYOFFS				
			GP	G	A	PTS	+/-	PIM	PP	SH	GW	S	S%	GP	G	A	PTS	PIM
2010-11	PORTLAND	WHL	68	16	17	33	13	50	--	--	--	--	--	21	3	4	7	14
2011-12	PORTLAND	WHL	65	28	30	58	16	82	--	--	--	--	--	20	7	8	15	28
2012-13	PORTLAND	WHL	68	49	71	120	55	103	--	--	--	--	--	21	10	14	24	41
	MEMORIAL CUP		5	2	1	3	--	12	--	--	--	--	--	--	--	--	--	--
2013-14	PORTLAND	WHL	60	39	52	91	28	111	--	--	--	--	--	20	14	19	33	49
2014-15	TORONTO	AHL	27	7	12	19	3	6	3	0	--	58	12.1	5	1	2	3	14
	MILWAUKEE	AHL	47	7	28	35	2	16	3	0	--	96	7.3	--	--	--	--	--
2015-16	TORONTO	NHL	6	1	2	3	-1	2	0	0	1	11	9.1	--	--	--	--	--
	TORONTO	AHL	65	20	34	54	16	55	5	1	6	169	11.8	13	2	2	4	12
NHL TOTALS			6	1	2	3	-1	2	0	0	1	11	9.1	--	--	--	--	--

NHL Transactions

Selected by Nashville in the third round (89th overall) of the 2012 NHL Entry Draft.

JOSH LEIVO

JOSH LEIVO #32



LEFT WING

HT: 6-1 WT: 204

BORN: Innisfil, ON

DATE: May 26, 1993

SHOOTS: Right



Acquired

Selected in the third round (86th overall) of the 2011 NHL Entry Draft.

Career Highlights

- Played 12 games for the Maple Leafs and 51 regular season games with the Toronto Marlies (AHL).
- Ranked fourth on the Marlies in assists (31) and points (48), and second in playoff points (12) in 2015-16.
- One of three Marlies to play in the 20016 AHL All-Star Classic in 2015-16.
- Ranked fourth on the Toronto Marlies (AHL) in assists (21) and fifth in points (32) in 2014-15.
- Ranked second on the Toronto Marlies (AHL) in goals (23) and fourth in points (42) in 2013-14.

Amateur Highlights

- Ranked second on Sudbury (OHL) in goals (32), assists (41) and points (73).
- Traded from Sudbury to Kitchener on Jan. 8, 2013.
- Played in the Canada-Russia Subway Super series in 2012-13.

REGULAR SEASON

PLAYOFFS

SEASON	TEAM	LEAGUE	GP	G	A	PTS	+/-	PIM	PP	SH	GW	S	S%	GP	G	A	PTS	PIM
2010-11	SUDBURY	OHL	64	13	17	30		37	--	--	4	--	--	8	6	7	13	4
2011-12	SUDBURY	OHL	66	32	41	73	2	61	8	1	5	--	--	4	2	1	3	6
	TORONTO	AHL	1	0	0	0	-1	0	0	0	0	0	0.0	10	3	9	12	8
2012-13	SUDBURY	OHL	34	19	25	44	14	34	5	1	3	--	--	10	3	9	12	8
2012-13	KITCHENER	OHL	29	10	19	29	6	18	0	0	2	--	--	--	--	--	--	--
	TORONTO	AHL	4	0	2	2	1	2	0	0	0	7	0.0	3	0	1	1	0
2013-14	TORONTO	NHL	7	1	1	2	0	0	0	0	0	4	25.0	--	--	--	--	--
	TORONTO	AHL	59	23	19	42	6	27	7	0	2	140	16.4	12	3	5	8	-2
2014-15	TORONTO	NHL	9	1	0	1	-1	4	0	0	0	10	10.0	--	--	--	--	--
	TORONTO	AHL	51	11	21	32	12	44	1	0	0	130	8.5	5	1	5	6	0
2015-16	TORONTO	NHL	12	5	0	5	2	6	1	0	1	20	25.0	--	--	--	--	--
	TORONTO	AHL	51	17	31	48	14	14	5	0	4	158	10.8	15	4	8	12	12
NHL TOTALS			28	7	1	8	1	10	1	0	1	34	20.6	--	--	--	--	--

TOBIAS LINDBERG



RIGHT WING

HT: 6-3 **WT:** 217

BORN: Stockholm, SWE 

DATE: July 22, 1995

SHOOTS: Left



TOBIAS LINDBERG #37

Acquired

Traded from Ottawa along with Jared Cowen, Colin Greening, Milan Michalek, and a 2017 second-round draft pick from the Ottawa Senators in exchange for Dion Phaneuf, Casey Bailey, Cody Donaghey, Matt Frattin and Ryan Rupert on February 9, 2016.

Career Highlights

- Made his NHL debut and collected his first NHL point with an assist on Mar. 31, 2016 at BUF.

Amateur Highlights

- Ranked second in goals (32) and third in points (78) with Oshawa (OHL) in 2014-15.
- Won a Memorial Cup championship with Oshawa in 2014-15, leading the team with five points in the tournament.

International Highlights

- Played for Sweden at the 2012 World U-17 Hockey Challenge.

SEASON	TEAM	LEAGUE	REGULAR SEASON											PLAYOFFS					
			GP	G	A	PTS	+/-	PIM	PP	SH	GW	S	S%	GP	G	A	PTS	PIM	
2012-13	DJUGARDENS IF	SWE-2	6	0	1	1	--	4	--	--	--	--	--	--	--	--	--	--	--
2013-14	DJUGARDENS IF	SWE-2	3	0	0	0	--	0	--	--	--	--	--	--	--	--	--	--	--
2014-15	OSHAWA	OHL	67	32	46	78	33	14	7	2	5	--	--	21	7	12	19	8	
	MEMORIAL CUP		4	3	2	5	5	0	1	0	1	13	23.1	--	--	--	--	--	
2015-16	TORONTO	NHL	6	0	2	2	0	4	0	0	0	12	0.0	--	--	--	--	--	
	BINGHAMTON	AHL	34	5	17	22	10	8	0	0	2	67	7.5	--	--	--	--	--	
	TORONTO	AHL	22	6	6	12	2	12	3	0	1	60	10.0	3	0	0	0	2	
NHL TOTALS			6	0	2	2	0	4	0	0	0	12	0.0	--	--	--	--	--	

NHL Transactions

Selected by Ottawa in the fourth round (102nd overall) of the 2013 NHL Entry Draft.

VIKTOR LOOV

VIKTOR LOOV #55



DEFENCEMAN

HT: 6-1 WT: 212

BORN: Sodertalje, SWE

DATE: November 16, 1992

SHOOTS: Left



Acquired

Selected in the seventh round (209th overall) of the 2012 NHL Entry Draft.

Career Highlights

- Made his NHL debut and registered his first NHL point (an assist) on February 18, 2016 vs. NYR.
- Played four games, collecting two assists, for the Maple Leafs in 2015-16.
- Led all Toronto Marlies (AHL) defencemen in games played (74) and assists (15) while ranking second in goals (6) and points (21).

REGULAR SEASON

PLAYOFFS

SEASON	TEAM	LEAGUE	REGULAR SEASON											PLAYOFFS					
			GP	G	A	PTS	+/-	PIM	PP	SH	GW	S	S%	GP	G	A	PTS	PIM	
2011-12	SODERTALJE	SWE-I	50	3	3	6	--	42	--	--	--	--	--	--	--	--	--	--	--
2012-13	SODERTALJE	SWE-I	50	2	9	11	--	57	--	--	--	--	--	--	--	--	--	--	--
2013-14	MODO	SHL	42	5	7	12	--	20	--	--	--	--	--	--	--	--	--	--	--
2014-15	TORONTO	AHL	74	6	15	21	15	44	0	0	1	90	6.7	3	0	1	1	12	
2015-16	TORONTO	NHL	4	0	2	2	4	0	0	0	0	1	0.0	--	--	--	--	--	
	TORONTO	AHL	55	3	12	15	14	40	0	0	0	77	3.9	11	1	2	3	14	
	NHL TOTALS		4	0	2	2	4	0	0	0	0	1	0.0	--	--	--	--	--	

MITCH MARNER



FORWARD

HT: 5-11 **WT:** 165

BORN: Markham, ON

DATE: May 5, 1997

SHOOTS: Right



MITCH MARNER #16

Acquired

Selected in the first round (4th overall) of the 2015 NHL Entry Draft.

Amateur Highlights

- Won a Memorial Cup championship and OHL championship with the London Knights in 2015-16.
- Led the OHL in playoff assists (28) and playoff points (44) in 2015-16.
- Led London in points (126) in 2014-15.
- Named to the Memorial Cup All-Star Team and the Memorial Cup MVP after leading the tournament with 14 points.
- Named CHL Player of the Year (Stafford Smythe Trophy), OHL MVP (Red Tilson Trophy) and OHL Playoffs MVP (Wayne Gretzky 99 Award).
- Named to the OHL First All-Star Team in 2014-15 and 2015-16.
- Played in the CHL Top Prospects Game in 2014-15.
- Named to the OHL Second All-Rookie Team in 2013-14 after leading all rookies with 46 assists.
- Named a runner-up for the OHL's Rookie of the Year award in 2013-14.

International Highlights

- Played for Team Canada at the 2016 IIHF World Junior Championship.

SEASON	TEAM	LEAGUE	REGULAR SEASON											PLAYOFFS				
			GP	G	A	PTS	+/-	PIM	PP	SH	GW	S	S%	GP	G	A	PTS	PIM
2013-14	LONDON	OHL	64	13	46	59	38	24	0	0	3	--	--	--	--	--	--	--
	MEMORIAL CUP		3	0	1	1	--	2	--	--	--	--	--	--	--	--	--	--
2014-15	LONDON	OHL	63	44	82	126	36	53	15	2	6	--	--	7	9	7	16	8
2015-16	LONDON	OHL	57	39	77	116	45	68	13	5	5	--	--	18	16	28	44	8
	MEMORIAL CUP		4	2	12	14	10	4	--	--	--	--	--	--	--	--	--	--
	CANADA	WJC	5	4	2	6	0	4	3	0	0	18	22.2	--	--	--	--	--

AUSTON MATTHEWS

AUSTON MATTHEWS #34



CENTRE

HT: 6-2 **WT:** 216

BORN: San Ramon, CA

DATE: September 17, 1995

SHOOTS: Left



Acquired

Selected in the first round (1st overall) of the 2016 NHL Entry Draft.

Career Highlights

- Honoured as the NLA Youngster of the Year and NLA Most Improved Player, given the NLA Rising Star Award and named to the NLA Media All-Star team in 2015-16.
- Led Zurich SC (NLA) and ranked fourth among all Swiss league players in goals (24) in 2015-16.
- Ranked second on Zurich SC (NLA) in regular season points (46) and first in playoff points (3) in 2015-16.

Amateur Highlights

- Set a new United States National Team Development Program (USNTDP) records for goals (55) and points (117) in 2014-15.
- Led the U.S. National U-18 team with 48 points in 24 USHL games in 2014-15.
- Named All-USHL Third Team in 2014-15.

International Highlights

- Selected to play for North America at the 2016 World Cup of Hockey.
- Played with the United States at the 2016 IIHF World Championships, earning recognition as a Top 3 Player on the team after leading the team with nine points.
- Won a bronze medal with the United States at the 2016 IIHF World Junior Championship.
- Was named to the 2016 IIHF World Junior Championship All-Star team after leading the tournament in goals (7).
- Won gold medals with the United States at the 2014 and 2015 World U18 Championships.
- Named the Most Valuable Player and Best Forward, as well as a Top 3 Player on his team, at the 2014 IIHF World U18 Championship after leading the tournament in goals (8) and points (15).
- Won a gold medal with the United States at the 2014 World Under-17 Hockey Challenge.

REGULAR SEASON

PLAYOFFS

SEASON	TEAM	LEAGUE	GP	G	A	PTS	+/-	PIM	PP	SH	GW	S	S%	GP	G	A	PTS	PIM
2013-14	US U-17	USHL	10	4	8	12	-7	12	--	--	--	--	--	--	--	--	--	--
	US U-18	USHL	10	6	2	8	2	4	--	--	--	--	--	--	--	--	--	--
2014-15	US U-18	USHL	24	20	28	48	20	10	--	--	--	--	--	--	--	--	--	--
	UNITED STATES	WJC	5	1	2	3	0	4	--	--	--	--	--	--	--	--	--	--
2015-16	ZURICH SC	NLA	36	24	22	46	16	6	--	--	--	--	--	4	0	3	3	2
	UNITED STATES	WC	10	6	3	9	0	2	--	--	--	--	--	--	--	--	--	--
	UNITED STATES	WJC	7	7	4	11	6	2	--	--	--	--	--	--	--	--	--	--

TREVOR MOORE



FORWARD

HT: 5-10 **WT:** 175

BORN: Thousand Oaks, CA 

DATE: March 31, 1995

SHOOTS: Left



TREVOR MOORE #91

Acquired

Signed as a free agent on July 26, 2016.

Amateur Highlights

- Led Denver (NCHC) in assists (33) and ranked third in points (44) in 2015-16.
- Led Denver (NCHC) in goals (22) and ranked second in points (44) in 2014-15.
- Led Denver (NCHC) in goals (14), assists (18 - tie) and points (32) in 2013-14.
- Led Tri-City (USHL) in assists (43) and points (63) in 2012-13.
- Named to the NCAA (West) Second All-American team and the NCHC First All-Star team with Denver in 2014-15.
- Honoured as NCHC Forward of the Year in 2014-15.
- Shared the Dallas-Guame Award as Denver's Offensive Player of the Year in 2014-15.
- Named to the NCHC All-Rookie team in 2013-14.

SEASON	TEAM	LEAGUE	REGULAR SEASON											PLAYOFFS				
			GP	G	A	PTS	+/-	PIM	PP	SH	GW	S	S%	GP	G	A	PTS	PIM
2011-12	TRI-CITY	USHL	49	12	20	32	-3	6	--	--	--	--	--	2	0	2	2	0
2012-13	TRI-CITY	USHL	62	20	43	63	-20	26	--	--	--	--	--	--	--	--	--	--
2013-14	DENVER	NCHC	42	14	18	32	15	14	3	0	5	98	14.3	--	--	--	--	--
2014-15	DENVER	NCHC	39	22	22	44	19	7	2	0	4	104	21.2	--	--	--	--	--
2015-16	DENVER	NCHC	40	11	33	44	16	8	3	0	2	136	8.1	--	--	--	--	--

ANDREW NIELSEN

ANDREW NIELSEN #58



DEFENCEMAN

HT: 6-3 WT: 207

BORN: Red Deer, AB 

DATE: November 13, 1996

SHOOTS: Right



Acquired

Selected in the third round (65th overall) of the 2015 NHL Entry Draft.

Amateur Highlights

- Named to the First WHL Eastern Conference All-Star team in 2015-16.
- Led Lethbridge (WHL) in penalty minutes (122) and ranked second in assists (52) in 2015-16.
- Led Lethbridge (WHL) defencemen and ranked third in the WHL in points (72) in 2015-16.
- Finished second in penalty minutes (101) with Lethbridge in 2014-15.

SEASON	TEAM	LEAGUE	REGULAR SEASON											PLAYOFFS				
			GP	G	A	PTS	+/-	PIM	PP	SH	GW	S	S%	GP	G	A	PTS	PIM
2013-14	LETHBRIDGE	WHL	1	0	0	0	0	0	0	0	0	0	--	--	--	--	--	--
2014-15	LETHBRIDGE	WHL	59	7	17	24	-9	101	4	1	0	--	--	--	--	--	--	
2015-16	LETHBRIDGE	WHL	71	18	52	70	30	122	9	1	3	--	--	5	1	2	3	6
	TORONTO	AHL	5	0	2	2	-2	0	0	0	0	5	0.0	--	--	--	--	--

WILLIAM NYLANDER



CENTRE

HT: 5-11 WT: 190

BORN: Calgary, AB

DATE: May 1, 1996

SHOOTS: Right



WILLIAM NYLANDER #29

Acquired

Selected in the first round (8th overall) of the 2014 NHL Entry Draft.

Career Highlights

- Made his NHL debut on Feb. 29, 2016 vs. TBL.
- Registered his first NHL point with a goal on Mar. 5, 2016 vs. OTT.
- Was one of three Toronto Marlies selected to play in the 2016 AHL All-Star Classic.
- Ranked fifth on the Marlies with 45 points in 38 regular season games in 2015-16.
- Ranked third on the Marlies with 11 playoff points in 2015-16.
- Ranked fifth on the Toronto Marlies (AHL) with 32 points in 2014-15.
- Ranked second in assists (12) and fifth in points (21) with MODO (SHL) in 2014-15.

International Highlights

- Played for Team Sweden at the 2015 and 2016 IIHF World Junior Championships.
- Led Team Sweden and ranked fourth (tie) among all players with 10 points at the 2015 IIHF World Junior Championship.
- Named the tournament's Best Forward and a Top 3 Player on Team and with Team Sweden at the 2014 IIHF U18 World Championship after leading the tournament in assists, points and plus/minus.
- Won a gold medal with Team Sweden at the 2013 World U17 Hockey Challenge, leading the tournament in assists (8) and ranking second in points (10).


REGULAR SEASON

PLAYOFFS

SEASON	TEAM	LEAGUE	GP	G	A	PTS	+/-	PIM	PP	SH	GW	S	S%	GP	G	A	PTS	PIM
2012-13	SODERTALJE SK	SWE-2	18	6	3	9	--	6	--	--	--	--	--	--	--	--	--	--
2013-14	SODERTALJE SK	SWE-2	17	11	8	19	--	6	--	--	--	--	--	--	--	--	--	--
	ROGLE BK	SWE-2	18	4	4	8	--	10	--	--	--	--	--	--	--	--	--	--
2014-15	MODO	SHL	22	1	6	7	--	6	--	--	--	--	--	2	0	0	0	0
	MODO	SHL	21	8	12	20	3	6	--	--	--	--	--	--	--	--	--	--
	SWEDEN	WJC	7	3	7	10	-2	0	0	0	1	23	--	--	--	--	--	--
2015-16	TORONTO	AHL	37	14	18	32	8	4	5	0	0	73	19.2	5	0	3	3	0
	TORONTO	NHL	22	6	7	13	1	4	1	0	1	43	14.0	--	--	--	--	--
	TORONTO	AHL	38	18	27	45	7	10	3	0	4	112	16.1	14	7	4	11	2
	SWEDEN	WJC	1	1	0	1	2	0	0	0	0	1	--	--	--	--	--	--
NHL TOTALS			22	6	7	13	1	4	1	0	1	43	14.0	--	--	--	--	--

KERBY RYCHEL

KERBY RYCHEL #36



LEFT WING

HT: 6-1 WT: 213

BORN: Torrance, CA

DATE: October 7, 1994

SHOOTS: Left



Acquired

Traded from Columbus in exchange for Scott Harrington and a conditional draft pick on June 25, 2016.

Career Highlights

- Won the Calder Cup with the AHL's Lake Erie Monsters in 2015-16.
- Played in the 2016 AHL All-Star Classic.
- Made his NHL debut with Columbus on Nov. 29, 2014 at NSH.
- Recorded his first NHL point with an assist on Dec. 1, 2014 vs. FLA.
- Scored his first NHL goal on Jan. 19, 2016 vs. WSH.
- Ranked third in assists (21) and fifth in points (33) in his first professional season with the Springfield Falcons (AHL) in 2014-15.

Amateur Highlights

- Was a member of Guelph's OHL championship team in 2013-14.
- Led all OHL players in playoff assists (21) and points (32) with Guelph in 2013-14.
- Led Windsor in goals (40), assists (47) and points (87) in 2012-13.
- Led Windsor in goals (41) and points (74) in 2011-12.
- Named to Memorial Cup All-Star team in 2013-14.
- Participated in the 2013 CHL Super Series.
- Played in the 2013 CHL Top Prospects Game.

International Highlights

- Played for Canada at the 2014 IIHF World Junior Championship.
- Won a bronze medal with Canada at the 2012 IIHF World U18 Championship.

SEASON	TEAM	LEAGUE	REGULAR SEASON											PLAYOFFS				
			GP	G	A	PTS	+/-	PIM	PP	SH	GW	S	S%	GP	G	A	PTS	PIM
2010-11	MISSISSAUGA	OHL	30	2	6	8	5	47	1	0	--	--	--	18	2	4	6	14
	WINDSOR	OHL	32	5	8	13	-1	26	2	0	--	--	--	--	--	--	--	--
2011-12	WINDSOR	OHL	68	41	33	74	3	54	13	1	--	--	--	4	2	0	2	5
2012-13	WINDSOR	OHL	68	40	47	87	-21	94	16	0	--	--	--	--	--	--	--	--
2013-14	WINDSOR	OHL	27	16	23	39	13	45	5	0	4	--	--	--	--	--	--	--
	GUELPH	OHL	31	18	33	51	28	28	5	0	1	--	--	20	11	21	32	23
	MEMORIAL CUP		4	3	4	7	2	0	2	0	0	--	--	--	--	--	--	--
	CANADA	WJC	7	0	0	0	-3	0	0	0	0	8	--	--	--	--	--	--
2014-15	COLUMBUS	NHL	5	0	3	3	3	2	0	0	0	4	0.0	--	--	--	--	--
	SPRINGFIELD	AHL	51	12	21	33	7	43	4	0	4	132	9.1	--	--	--	--	--
2015-16	COLUMBUS	NHL	32	2	7	9	5	15	0	0	0	32	6.3	--	--	--	--	--
	LAKE ERIE	AHL	37	6	21	27	1	53	2	0	1	88	6.8	17	1	5	6	-26
	NHL TOTALS		37	2	10	12	8	17	0	0	0	36	5.6	--	--	--	--	--

NHL Transactions

- Selected by the Columbus Blue Jackets in the first round (19th overall) of the 2013 NHL Entry Draft.

NIKITA SOSHNIKOV



RIGHT WING

HT: 5-11 **WT:** 186

BORN: Nizhny Tagil, RUS 

DATE: October 14, 1993

SHOOTS: Left



🍁 Acquired

Signed as a free agent on Mar. 20, 2015.

🍁 NIKITA SOSHNIKOV #26

🍁 Career Highlights

- Made his NHL debut on Feb. 29, 2016 vs. TBL.
- Registered his first NHL point with a goal on Mar. 2, 2016 vs. WSH.
- Played 11 games for the Maple Leafs and 52 regular season games for the Toronto Marlies (AHL) in 2015-16.
- Ranked third on Atlant (KHL) in goals (14) and assists (18) and fourth in points (32) in 2014-15.
- Selected by Atlant in the sixth round (123rd overall) of the 2010 KHL Draft.


🍁 Amateur Highlights

- Finished second in the MHL in goals (38) and fifth in points (72) with Atlant Mytishchi in 2012-13.
- Played in the MHL All-Star Game in 2012-13.
- Named MHL Forward of the Month in December of 2012.

SEASON	TEAM	LEAGUE	REGULAR SEASON											PLAYOFFS					
			GP	G	A	PTS	+/-	PIM	PP	SH	GW	S	S%	GP	G	A	PTS	PIM	
2013-14	ATLANT	KHL	33	2	3	5	-4	27	--	--	--	--	--	--	--	--	--	--	--
2014-15	ATLANT	KHL	57	14	18	32	5	22	--	--	--	--	--	--	--	--	--	--	--
2015-16	TORONTO	NHL	11	2	3	5	-4	6	1	0	0	33	6.1	--	--	--	--	--	
	TORONTO	AHL	52	18	10	28	26	18	3	2	2	120	15.0	11	5	2	7	4	
NHL TOTALS			11	2	3	5	-4	6	1	0	0	33	6.1	--	--	--	--	--	

GARRET SPARKS

♣ GARRET SPARKS #40



GOALTENDER

HT: 6-2 WT: 207

BORN: Elmhurst, IL 

DATE: June 28, 1993

CATCHES: Left



♣ Acquired

Selected in the seventh round (190th overall) of the 2011 NHL Entry Draft.

♣ Career Highlights

- Made NHL debut on Nov. 30, 2016 vs EDM, stopping all 24 shots he faced to become the first player in Maple Leafs history to record a shutout in his first NHL game.
- Led the Toronto Marlies (AHL) in save percentage (.928) and tied for the team lead in shutouts (3) in 2015-16.
- Named AHL Goaltender of the Month for November of 2015.
- Led the ECHL in save percentage (.936) and ranked third in goals against average (2.34) with Orlando in 2014-15.

♣ Amateur Highlights

- Tied for the OHL lead in wins (36) and shutouts (7) with Guelph in 2012-13.

♣ International Highlights

- Won a gold medal with the United States at the 2013 IIHF World Junior Championship.

REGULAR SEASON

PLAYOFFS

SEASON	TEAM	LEAGUE	GP	W-L-OT	SO	GA	SA	Sv%	GAA	MIN.	GP	W-L	SO	GA	Sv%	GAA	Min
2010-11	GUELPH	OHL	19	8-6-1	0	59	536	.890	3.64	972	--	--	--	--	--	--	--
2011-12	GUELPH	OHL	59	27-25-4	5	171	1,840	.907	3.11	3,304	6	2-4	0	24	.881	4.45	323
2012-13	GUELPH	OHL	60	36-17-4	7	152	1,824	.917	2.65	3,440	5	1-4	0	14	.920	3.05	275
	TORONTO	AHL	3	2-0-1	0	8	76	.895	2.53	189	1	0-0	0	1	.900	4.23	14
	UNITED STATES	WJC	--	--	--	--	--	--	--	--	--	--	--	--	--	--	--
2013-14	TORONTO	AHL	21	11-6-1	0	48	568	.915	2.63	1,094	--	--	--	--	--	--	--
	ORLANDO	ECHL	10	4-6-0	1	26	311	.916	2.82	552	--	--	--	--	--	--	--
2014-15	TORONTO	AHL	2	1-0-0	1	2	58	.966	1.00	120	--	--	--	--	--	--	--
	ORLANDO	ECHL	36	21-7-3	5	76	1,191	.936	2.34	1,946	6	2-4	0	17	.921	2.98	342
2015-16	TORONTO	NHL	17	6-9-1	1	49	456	.893	3.02	975	--	--	--	--	--	--	--
	TORONTO	AHL	21	14-4-3	3	47	649	.928	2.33	1,212	5	2-2	1	9	.915	2.30	235
	ORLANDO	ECHL	1	1-0-0	0	1	26	.962	1.00	60	--	--	--	--	--	--	--
	NHL TOTALS		17	6-9-1	1	49	456	.893	3.02	975	--	--	--	--	--	--	--

DMYTRO TIMASHOV



FORWARD

HT: 5-10 **WT:** 192

BORN: Kirovohrad, UKR 

DATE: October 1, 1994

SHOOTS: Left



★ Acquired

Selected in the fifth round (125th overall) of the 2015 NHL Entry Draft.

DMYTRO TIMASHOV #41

★ Amateur Highlights

- Finished second on Shawinigan (QMJHL) in playoff goals (13) and playoff points (28) in 2015-16.
- Led Quebec (QMJHL) in assists (35), and ranked third in goals (18) and points (53) in 2015-16.
- Led all QMJHL rookies in assists (71) and points (90) with Quebec in 2014-15.
- Honoured as the QMJHL Rookie of the Year, won the Michel Bergeron Trophy as the QMJHL Offensive Rookie of the Year and named to the QMJHL All-Rookie Team in 2014-15.

★ International Highlights

- Played for Sweden at the 2016 IIHF World Junior Championship.
- Played for Sweden at the 2015 IIHF World U-18 Championship.
- Won a gold medal with Sweden at the 2013 World Under-17 Hockey Challenge.

REGULAR SEASON

PLAYOFFS

SEASON	TEAM	LEAGUE	GP	G	A	PTS	+/-	PIM	PP	SH	GW	S	S%	GP	G	A	PTS	PIM
2013-14	MODO	SHL	3	0	1	1	--	0	--	--	--	--	--	--	--	--	--	--
	MORA IK	SWE-I	6	0	1	1	--	2	--	--	--	--	--	--	--	--	--	--
	IF BJORKLOVEN	SWE-I	4	0	0	0	--	25	--	--	--	--	--	--	--	--	--	--
2014-15	QUEBEC	QMJHL	66	19	71	90	17	54	5	0	3	127	15.0	22	3	15	18	18
	MEMORIAL CUP		5	3	1	4	-2	8	2	0	0	9	--	--	--	--	--	--
2015-16	QUEBEC	QMJHL	29	18	35	53	9	51	2	0	2	--	--	--	--	--	--	--
	SWEDEN	WJC	7	2	5	7	4	2	2	0	1	20	--	--	--	--	--	--
	SHAWINIGAN	QMJHL	28	4	28	32	18	28	1	0	1	--	--	21	13	15	28	40

RINAT VALIEV

✦ RINAT VALIEV #53



DEFENCEMAN

HT: 6-2 WT: 214

BORN: Nizhnekamsk, RUS

DATE: May 11, 1995

SHOOTS: Left



✦ Acquired

Selected in the third round (68th overall) of the 2014 NHL Entry Draft.

✦ Career Highlights

- Made his NHL debut on Mar. 21, 2016 at Ottawa.
- Tied for the third-best plus/minus rating (+32) on the Toronto Marlies (AHL) in 2015-16.

✦ Amateur Highlights


- Led all Kootenay defenceman in goals (9), assists (37) and points (46) in 2014-15.
- Led Kootenay in plus/minus (+22) in 2014-15.
- Named to the WHL Second All-Star team in 2014-15.

✦ International Highlights

- Won a silver medal with Russia at the 2015 IIHF World Junior Championship.

SEASON	TEAM	LEAGUE	REGULAR SEASON											PLAYOFFS				
			GP	G	A	PTS	+/-	PIM	PP	SH	GW	S	S%	GP	G	A	PTS	PIM
2012-13	INDIANA	USHL	36	6	7	13	-6	43	1	0	0	29	20.7	--	--	--	--	--
2013-14	KOOTENAY	WHL	55	5	23	28	27	68	1	0	1	--	--	13	1	8	9	16
2014-15	KOOTENAY	WHL	52	9	37	46	22	53	1	0	1	--	--	7	3	2	5	0
	TORONTO	AHL	2	0	0	0	3	0	0	0	0	1	0.0	--	--	--	--	--
2015-16	TORONTO	NHL	10	0	0	0	0	0	0	0	0	7	0.0	--	--	--	--	--
	TORONTO	AHL	60	4	19	23	32	30	0	1	1	59	6.8	12	0	0	0	4
	NHL TOTALS		10	0	0	0	0	0	0	0	0	7	0.0	--	--	--	--	--

NIKITA ZAITSEV



DEFENCEMAN

HT: 6-2 WT: 196

BORN: Moscow, RUS

DATE: October 29, 1994

SHOOTS: Right



NIKITA ZAITSEV #22

Acquired

Signed as a free agent on May 2, 2016.

Career Highlights

- Led CSKA Moscow (KHL) defencemen in goals and points in 2014-15 and 2015-16.
- Led all KHL defencemen with 13 playoff points in 2015-16.
- Played in the KHL All-Star game in 2015 and 2016.
- Named to the KHL First All-Star Team in 2014-15 and 2015-16.

International Highlights


- Selected to play for Russia at the 2016 World Cup of Hockey.
- Played for Russia at the 2013 and 2016 IIHF World Championship, winning bronze in 2016.
- Named to the World Championship All-Star team in 2016 after leading the tournament with a plus/minus rating of +12.
- Played for Russia at the 2010 and 2011 IIHF World Junior Championships, winning gold in 2011.
- Won a silver medal with Russia at the 2009 IIHF World U-18 Championship.

REGULAR SEASON

PLAYOFFS

SEASON	TEAM	LEAGUE	REGULAR SEASON											PLAYOFFS				
			GP	G	A	PTS	+/-	PIM	PP	SH	GW	S	S%	GP	G	A	PTS	PIM
2009-10	HC SIBIR	KHL	40	0	1	1	-10	6	0	0	0	8	0.0	--	--	--	--	--
2010-11	HC SIBIR	KHL	39	0	2	2	5	12	0	0	0	9	0.0	4	0	0	0	2
	RUSSIA	WJC	6	0	0	0	-2	0	--	--	--	--	--	--	--	--	--	--
2011-12	HC SIBIR	KHL	53	1	3	4	4	28	0	0	0	36	2.8	--	--	--	--	--
2012-13	HC SIBIR	KHL	49	7	11	18	-7	41	5	0	2	118	5.9	7	1	0	1	8
	RUSSIA	WC	3	1	0	1	1	0	--	--	--	--	--	--	--	--	--	--
2013-14	CSKA MOSCOW	KHL	33	4	8	12	1	18	0	0	2	72	5.6	4	1	1	2	27
2014-15	CSKA MOSCOW	KHL	57	12	20	32	27	31	11	0	2	105	11.4	16	1	7	8	2
2015-16	CSKA MOSCOW	KHL	46	8	18	26	21	20	7	0	1	103	7.8	20	4	9	13	10
	RUSSIA	WC	10	1	3	4	12	2	--	--	--	--	--	--	--	--	--	--

PLAYERS IN THE SYSTEM



VLADIMIR BOBYLEV - Left Wing. Shoots Left. 6'2", 202 lbs.
 BORN: Lipetsk, Russia, April 18, 1997.
 Selected in the fifth round (122nd overall) in 2016 Entry Draft.

SEASON	CLUB	LEAGUE	REGULAR SEASON					PLAYOFFS				
			GP	G	A	PTS	PIM	GP	G	A	PTS	PIM
2014-15	VANCOUVER	WHL	52	3	6	9	39	--	--	--	---	---
2015-16	VICTORIA	WHL	72	28	39	67	60	5	0	7	7	2



JEREMY BRACCO - Right Wing. Shoots Right. 5'10", 170 lbs.
 BORN: Freeport, NY, March 17, 1997.
 Selected in the second round (61st overall) in 2015 Entry Draft.

SEASON	CLUB	LEAGUE	REGULAR SEASON					PLAYOFFS				
			GP	G	A	PTS	PIM	GP	G	A	PTS	PIM
2013-14	U.S. U-17	USHL	34	9	28	37	10	--	--	--	---	---
2014-15	U.S. U-18	USHL	24	14	18	32	6	--	--	--	---	---
2015-16	KITCHENER	OHL	49	21	43	64	19	9	3	11	14	0



ADAM BROOKS - Centre. Shoots Left. 5'10", 175 lbs.
 BORN: Winnipeg, MB, May 6, 1996.
 Selected in the fourth round (92nd overall) in 2016 Entry Draft.

SEASON	CLUB	LEAGUE	REGULAR SEASON					PLAYOFFS				
			GP	G	A	PTS	PIM	GP	G	A	PTS	PIM
2012-13	REGINA	WHL	55	4	8	12	13	--	--	--	---	---
2013-14	REGINA	WHL	60	4	7	11	24	4	0	1	1	0
2014-15	REGINA	WHL	64	30	32	62	18	9	4	3	7	6
2015-16	REGINA	WHL	72	38	82	120	30	12	7	16	23	6



NIKOLAI CHEBYKIN - Right Wing. Shoots Left. 6'3", 209 lbs.
 BORN: Moscow, Russia, August 1, 1997.
 Selected in the seventh round (182nd overall) in 2016 Entry Draft.

SEASON	CLUB	LEAGUE	REGULAR SEASON					PLAYOFFS				
			GP	G	A	PTS	PIM	GP	G	A	PTS	PIM
2014-15	HK MVD Balashikha	MHL	32	2	4	6	55	6	0	0	0	2
2015-16	HK MVD Balashikha	MHL	39	13	22	35	59	--	--	--	---	---



STEPHEN DESROCHER - Defence. Shoots Left. 6'4", 200 lbs.
 BORN: Toronto, ON, January 26, 1996.
 Selected in the sixth round (155th overall) in 2015 Entry Draft.

SEASON	CLUB	LEAGUE	REGULAR SEASON					PLAYOFFS				
			GP	G	A	PTS	PIM	GP	G	A	PTS	PIM
2012-13	OAKVILLE	OJHL	7	0	1	1	4	--	--	--	---	---
2013-14	OSHAWA	OHL	43	4	4	8	6	12	1	2	3	6
2014-15	OSHAWA	OHL	66	10	13	23	41	21	4	8	12	14
2015-16	OSHAWA	OHL	17	5	6	11	6	--	--	--	---	---
2015-16	KINGSTON	OHL	52	6	29	35	33	9	1	5	6	4

PLAYERS IN THE SYSTEM




MARTINS DZIERKALS – Left Wing. Shoots Left. 5'11", 165 lbs.
 BORN: Riga, Latvia, April 4, 1997.
 Selected in the third round (68th overall) in 2015 Entry Draft.

SEASON	CLUB	LEAGUE	REGULAR SEASON					PLAYOFFS				
			GP	G	A	PTS	PIM	GP	G	A	PTS	PIM
2012-13	SK SAGA 18	LAT U-18	20	28	31	59	16	--	--	--	--	--
2013-14	SK SAGA 18	LAT U-20	23	35	33	68	43	--	--	--	--	--
2014-15	HK RIGA	MHL	32	10	18	28	49	3	1	0	1	2
2015-16	ROUYN-NORANDA	QMJHL	59	24	43	67	42	20	7	10	17	12



PIERRE ENGVALL – Left Wing. Shoots Left. 6'4", 196 lbs.
 BORN: Ljungby, Sweden, May 31, 1996.
 Selected in the seventh round (188th overall) in 2014 Entry Draft.

SEASON	CLUB	LEAGUE	REGULAR SEASON					PLAYOFFS				
			GP	G	A	PTS	PIM	GP	G	A	PTS	PIM
2012-13	FROLUNDA JR.	SWE-JR	4	2	0	2	0	--	--	--	--	--
2013-14	TROJA-LJUNGBY	SWE-I	1	0	0	0	0	5	1	0	1	6
	FROLUNDA JR.	SWE-JR	39	17	18	35	35	3	0	1	1	0
2014-15	SWEDEN	WJC-U18	6	3	0	3	0	--	--	--	--	--
	FROLUNDA JR.	SWE-JR	38	17	34	51	50	8	5	1	6	10
2015-16	FROLUNDA	SHL	2	0	0	0	0	--	--	--	--	--
	MORA IK	SWE-I	50	12	12	24	12	--	--	--	--	--



J.D. GREENWAY – Defence. Shoots Left. 6'4", 205 lbs.
 BORN: Potsdam, NY, April 27, 1998.
 Selected in the third round (72nd overall) in 2016 Entry Draft.

SEASON	CLUB	LEAGUE	REGULAR SEASON					PLAYOFFS				
			GP	G	A	PTS	PIM	GP	G	A	PTS	PIM
2014-15	US U-17 NTDP	USHL	32	1	1	2	75	--	--	--	--	--
2015-16	US U-18 NTDP	USHL	25	2	8	10	8	--	--	--	--	--



CARL GRUNDSTROM – Right Wing. Shoots Left. 6'0", 195 lbs.
 BORN: Umea, Sweden, December 1, 1997.
 Selected in the second round (57th overall) in 2016 Entry Draft.

SEASON	CLUB	LEAGUE	REGULAR SEASON					PLAYOFFS				
			GP	G	A	PTS	PIM	GP	G	A	PTS	PIM
2014-15	MODO	SHL	24	2	3	5	8	--	--	--	--	--
2015-16	MODO	SHL	49	7	9	16	53	--	--	--	--	--

PLAYERS IN THE SYSTEM



FABRICE HERZOG - Right Wing. Shoots Left. 6'2", 194 lbs.
 BORN: Frauenfeld, Switzerland, December 9, 1994.
 Selected in the fifth round (142nd overall) in 2013 Entry Draft.

SEASON	CLUB	LEAGUE	REGULAR SEASON					PLAYOFFS				
			GP	G	A	PTS	PIM	GP	G	A	PTS	PIM
2011-12	ZUG JR.	SWI-JR	35	18	14	32	45	10	6	2	8	6
	SWITZERLAND	WJC-UI8	6	2	0	2	0	--	--	--	--	--
2012-13	ZUG	SWI	20	2	2	4	6	--	--	--	--	--
	ZUG JR.	SWI-JR	32	28	17	45	26	4	3	2	5	2
2013-14	TORONTO	AHL	4	0	0	0	0	--	--	--	--	--
	QUEBEC	QMJHL	61	32	26	58	34	--	--	--	--	--
	SWITZERLAND	WJC	5	3	0	3	0	--	--	--	--	--
2014-15	ZUG	SWI	43	6	3	9	16	6	0	3	3	0
2015-16	ZURICH	SWI	34	9	13	22	57	4	2	0	2	0



DAKOTA JOSHUA - Forward. Shoots Left. 6'2", 187 lbs.
 BORN: Dearborn, Michigan, May 15, 1996.
 Selected in the fifth round (128th overall) in 2014 Entry Draft.

SEASON	CLUB	LEAGUE	REGULAR SEASON					PLAYOFFS				
			GP	G	A	PTS	PIM	GP	G	A	PTS	PIM
2012-13	USDNTDP	USHL	6	2	0	2	2	--	--	--	--	--
	SIOUX FALLS	USHL	1	0	1	1	0	--	--	--	--	--
2013-14	SIOUX FALLS	USHL	55	17	21	38	58	3	0	0	0	0
2014-15	SIOUX FALLS	USHL	52	20	24	44	74	11	4	9	13	38
2015-16	OHIO STATE	BIG-10	29	5	12	17	50	--	--	--	--	--



NIKITA KOROSTELEV - Right Wing. Shoots Right. 6'1", 198 lbs.
 BORN: Moscow, RUS, February 8, 1997.
 Selected in the seventh round (185th overall) in 2015 Entry Draft.

SEASON	CLUB	LEAGUE	REGULAR SEASON					PLAYOFFS				
			GP	G	A	PTS	PIM	GP	G	A	PTS	PIM
2013-14	SARNIA	OHL	60	17	21	38	23	--	--	--	--	--
2014-15	SARNIA	OHL	55	24	29	53	18	5	1	2	3	4
2015-16	SARNIA	OHL	53	23	19	42	15	7	0	5	5	2



YEGOR KORSHKOV - Right Wing. Shoots Left. 6'3", 180 lbs.
 BORN: Novosibirsk, RUS, July 10, 1996.
 Selected in the second round (31st overall) in 2016 Entry Draft.


SEASON	CLUB	LEAGUE	REGULAR SEASON					PLAYOFFS				
			GP	G	A	PTS	PIM	GP	G	A	PTS	PIM
2014-15	YAROSLAVL	KHL	24	1	2	3	4	--	--	--	--	--
2015-16	YAROSLAVL	KHL	41	6	6	12	23	4	0	0	0	0

PLAYERS IN THE SYSTEM



JESPER LINDGREN - Defence. Shoots Right. 6'1", 165 lbs.
 BORN: Umea, SWE, May 19, 1997.
 Selected in the fourth round (95th overall) in 2015 Entry Draft.

SEASON	CLUB	LEAGUE	REGULAR SEASON					PLAYOFFS				
			GP	G	A	PTS	PIM	GP	G	A	PTS	PIM
2013-14	MODO JR. (ELIT)	SWE-JR	20	5	18	23	22	--	--	--	--	--
	MODO JR. (ALLSVEN.)	SWE-JR	15	2	7	9	12	5	0	0	0	0
2014-15	MODO J-20 (S. ELIT)	SWE-JR	39	6	27	33	39	4	0	1	1	2
	MODO	SHL	4	0	1	1	0	--	--	--	--	--
2015-16	MODO	SHL	26	2	1	3	4	--	--	--	--	--
	BJORKLOVEN IF	SWE-I	4	0	2	2	0	--	--	--	--	--



NICOLAS MATTINEN - Defence. Shoots Right. 6'5", 220 lbs.
 BORN: Ottawa, ON, March 5, 1998.
 Selected in the sixth round (179th overall) in 2016 Entry Draft.

SEASON	CLUB	LEAGUE	REGULAR SEASON					PLAYOFFS				
			GP	G	A	PTS	PIM	GP	G	A	PTS	PIM
2013-14	CUMBERLAND	CCHL	2	0	0	0	0	--	--	--	--	--
2014-15	CUMBERLAND	CCHL	52	4	10	14	48	--	--	--	--	--
2015-16	LONDON	OHL	39	4	6	10	24	5	1	0	1	2



KEATON MIDDLETON - Defence. Shoots Left. 6'6", 233 lbs.
 BORN: Stratford, ON, February 10, 1998.
 Selected in the fourth round (101st overall), in 2016 Entry Draft.

SEASON	CLUB	LEAGUE	REGULAR SEASON					PLAYOFFS				
			GP	G	A	PTS	PIM	GP	G	A	PTS	PIM
2014-15	SAGINAW	OHL	61	2	7	9	58	4	0	1	1	0
2015-16	SAGINAW	OHL	66	1	6	7	66	4	0	1	1	0



J.J. PICCINICH - Right Wing. Shoots Right. 6', 185 lbs.
 BORN: Paramus, New Jersey, June 12, 1996.
 Selected in the fourth round (103rd overall) in 2014 Entry Draft.

SEASON	CLUB	LEAGUE	REGULAR SEASON					PLAYOFFS				
			GP	G	A	PTS	PIM	GP	G	A	PTS	PIM
2012-13	YOUNGSTOWN	USHL	63	3	12	15	4	9	1	1	2	0
2013-14	YOUNGSTOWN	USHL	60	27	31	58	31	--	--	--	--	--
2014-15	BOSTON U.	H-EAST	25	1	3	4	2	--	--	--	--	--
2015-16	LONDON	OHL	66	30	36	66	19	18	2	10	12	4

PLAYERS IN THE SYSTEM




DOMINIC TONINATO – Forward. Shoots Left. 6'1", 185 lbs.
 BORN: Duluth, Minnesota, March 9, 1994.
 Selected in the fifth round (125th overall) in 2015 Entry Draft.

SEASON	CLUB	LEAGUE	REGULAR SEASON					PLAYOFFS				
			GP	G	A	PTS	PIM	GP	G	A	PTS	PIM
2011-12	FARGO	USHL	4	1	0	1	2	--	--	--	---	---
	DULUTH EAST	USHS	25	27	34	61	28	3	3	3	6	4
2012-13	FARGO	USHL	64	29	41	70	50	13	3	3	6	6
2013-14	U. MINNESOTA-DULUTH	NCHC	35	7	8	15	51	--	--	--	---	---
2014-15	U. MINNESOTA-DULUTH	NCHC	34	16	10	26	58	--	--	--	---	---
2015-16	U. MINNESOTA-DULUTH	NCHC	40	15	6	21	36	--	--	--	---	---




NOLAN VESEJ – Left Wing. Shoots Left. 6'0", 195 lbs.
 BORN: North Reading, Massachusetts, March 28, 1995.
 Selected in the sixth round (158th overall) in 2014 Entry Draft.

SEASON	CLUB	LEAGUE	REGULAR SEASON					PLAYOFFS				
			GP	G	A	PTS	PIM	GP	G	A	PTS	PIM
2013-14	NORTH SHORE	USPHL	48	26	40	66	30	--	--	--	---	---
2014-15	U. OF MAINE	H-EAST	36	10	13	23	37	--	--	--	---	---
2015-16	U. OF MAINE	H-EAST	36	5	6	11	41	--	--	--	---	---



JACK WALKER – Left Wing. Shoots Left. 5'11", 180 lbs.
 BORN: Fargo, ND, July 30, 1996.
 Selected in the sixth round (152nd overall) in 2016 Entry Draft.

SEASON	CLUB	LEAGUE	REGULAR SEASON					PLAYOFFS				
			GP	G	A	PTS	PIM	GP	G	A	PTS	PIM
2012-13	VICTORIA	WHL	58	9	13	22	21	6	0	0	0	6
2013-14	VICTORIA	WHL	48	7	8	15	23	7	0	0	0	2
2014-15	VICTORIA	WHL	70	18	37	55	65	10	4	7	11	12
2015-16	VICTORIA	WHL	72	36	48	84	85	13	8	8	16	20



JOSEPH WOLL – Goaltender. Catches Left. 6'3", 198 lbs.
 BORN: Dardenne Prairie, MO, July 12, 1998.
 Selected in the third round (62nd overall) in 2016 Entry Draft.

SEASON	CLUB	LEAGUE	GP	REGULAR SEASON			PLAYOFFS				
				W-L-OTL-T	GAA	SV%	GP	W-L-OTL-T	GAA	SV%	
2014-15	US U-17 NTDP	NTDP	30	18-5-3-1	2.19	0.916	--	--	--	---	---
2015-16	US U-18 NTDP	NTDP	29	9-18-0-0	3.48	0.885	--	--	--	---	---



TORONTO MAPLE LEAFS 2016-17 PLAYER PERSONNEL

FORWARDS

PLAYER	HGT.	WGT.	SHOOTS	BIRTHPLACE	BORN	2015-16 CLUB	REGULAR SEASON					PLAYOFFS				
							GP	G	A	PTS	PIM	GP	G	A	PTS	PIM
Bozak, Tyler	6'1	195	R	Regina, SK	03/19/86	Toronto (NHL)	57	12	23	35	18	--	--	--	--	--
Bracco, Jeremy	5'11	175	R	Freeport, NY	03/17/97	Boston (H-East)	5	0	3	3	4	--	--	--	--	--
						Kitchener (OHL)	49	21	43	64	19	9	3	11	14	0
Bobylev, Vladimir	6'2	202	L	Lipetsk, Russia	04/18/97	Victoria (WHL)	72	28	39	67	60	5	0	7	7	2
Brooks, Adam	5'10	174	L	Winnipeg, MB	05/05/96	Regina (WHL)	72	38	82	120	30	12	7	16	23	6
Brown, Connor	6'0	190	R	Toronto, ON	01/14/94	Toronto (NHL)	7	1	5	6	0	--	--	--	--	--
						Toronto (AHL)	34	11	18	29	8	15	7	2	9	6
Chebykin, Nikolai	6'0	183	R	Moscow, Russia	08/01/97	HK MVP Balashikha (MHL)	39	13	22	35	59	--	--	--	--	--
Dzierkals, Martins	5'11	170	L	Riga, Latvia	04/04/97	Rouyn-Noranda (QMJHL)	59	24	43	67	42	20	7	10	17	12
Engvall, Pierre	6'5	196	L	Ljungby, Sweden	05/31/96	Mora (Swe-1)	50	12	12	24	12	--	--	--	--	--
Froese, Byron	6'1	204	R	Winkler, MB	03/12/91	Toronto (NHL)	56	2	3	5	16	--	--	--	--	--
						Toronto (AHL)	4	3	0	3	0	--	--	--	--	--
Gauthier, Frederik	6'5	234	L	Laval, QC	04/26/95	Toronto (NHL)	7	0	1	1	0	--	--	--	--	--
						Toronto (AHL)	56	6	12	18	10	9	0	0	0	4
Greening, Colin	6'2	210	L	St. John's, NL	03/09/86	Toronto (NHL)	30	7	8	15	13	--	--	--	--	--
						Ottawa (NHL)	1	0	0	0	0	--	--	--	--	--
						Binghamton (AHL)	41	7	6	13	52	--	--	--	--	--
Grundstrom, Carl	5'11	195	L	Umea, Sweden	12/01/97	MODO (SHL)	49	7	9	16	53	--	--	--	--	--
Herzog, Fabrice	6'2	190	L	Frauenfeld, Switzerland	12/09/94	Zurich (NLA)	34	9	13	22	57	4	2	0	2	0
Holland, Peter	6'2	200	L	Toronto, ON	01/14/91	Toronto (NHL)	65	9	18	27	28	--	--	--	--	--
Horton, Nathan*	6'2	229	R	Welland, ON	05/29/85	Toronto (NHL)	--	--	--	--	--	--	--	--	--	--
Hyman, Zach	6'1	205	R	Toronto, ON	06/09/92	Toronto (NHL)	16	4	2	6	18	--	--	--	--	--
						Toronto (AHL)	59	15	22	37	24	15	3	3	6	23
Johnson, Andreas	5'10	190	L	Gavle, Sweden	11/21/94	Toronto (AHL)	--	--	--	--	--	2	0	0	0	0
						Frolunda (SHL)	52	19	25	44	20	16	2	2	4	8
Joshua, Dakota	6'2	185	L	Dearborn, MI	05/15/96	Ohio State (Big-10)	29	5	12	17	50	--	--	--	--	--
Kadri, Nazem	6'0	195	L	London, ON	10/06/90	Toronto (NHL)	76	17	28	45	73	--	--	--	--	--
Kapanen, Kasper	6'1	180	R	Kuopio, Finland	07/23/96	Toronto (NHL)	9	0	0	0	2	--	--	--	--	--
						Toronto (AHL)	44	9	16	25	8	14	3	5	8	2
Komarov, Leo	5'11	200	L	Narva, Estonia	01/23/87	Toronto (NHL)	67	19	17	36	40	--	--	--	--	--
Korostelev, Nikita	6'1	200	R	Moskva, Russia	02/08/97	Sarnia (OHL)	53	23	19	42	15	7	0	5	5	2
Korshkov, Yegor	6'4	180	R	Novosibirsk, Russia	07/10/96	Lokomotiv (KHL)	41	6	6	12	23	4	0	0	0	0
Laich, Brooks	6'2	200	L	Wawota, SK	06/23/83	Toronto (NHL)	21	1	6	7	2	--	--	--	--	--
						Washington (NHL)	60	1	6	7	16	--	--	--	--	--
Leivo, Josh	6'2	195	R	Innisfil, ON	05/26/93	Toronto (NHL)	12	5	0	5	6	--	--	--	--	--
						Toronto (AHL)	51	17	31	48	14	15	4	8	12	12
Leipsic, Brendan	5'10	180	L	Winnipeg, MB	05/19/94	Toronto (NHL)	6	1	2	3	2	--	--	--	--	--
						Toronto (AHL)	65	20	34	54	55	13	2	2	4	12
Lindberg, Tobias	6'3	215	L	Stockholm, Sweden	07/22/95	Toronto (NHL)	6	0	2	2	4	--	--	--	--	--
						Toronto (AHL)	22	6	6	12	12	3	0	0	0	2
						Binghamton (AHL)	34	5	17	22	8	--	--	--	--	--
Lupul, Joffrey*	6'1	206	R	Fort, Sask., AB	09/23/83	Toronto (NHL)	46	11	3	14	12	--	--	--	--	--
Mamer, Mitch	6'0	170	R	Thornhill, ON	05/05/97	London (OHL)	57	39	77	116	68	18	16	28	44	8
Martin, Matt	6'3	220	L	Windsor, ON	05/08/89	NY Islanders (NHL)	80	10	9	19	119	11	0	0	0	12
Matthews, Auston	6'2	216	L	San Ramon, CA	09/17/97	Zurich (NLA)	36	24	22	46	6	4	0	3	3	2
Michalek, Milan	6'2	227	L	Jindrichuv Hradec, CZE	12/07/84	Toronto (NHL)	13	1	5	6	6	--	--	--	--	--
						Ottawa (NHL)	32	6	4	10	12	--	--	--	--	--
Moore, Trevor	5'10	175	L	Thousand Oaks, CA	03/31/95	Denver (NCHC)	40	11	33	44	8	--	--	--	--	--
Nylander, William	6'0	188	R	Calgary, AB	05/01/96	Toronto (NHL)	22	6	7	13	4	--	--	--	--	--
						Toronto (AHL)	38	18	27	45	10	14	7	4	11	2
Piccinich, J.J.	6'0	185	R	Paramus, NJ	06/12/96	London (OHL)	66	30	36	66	19	18	2	10	12	4
Rychel, Kerby	6'1	213	L	Torrance, CA	10/07/94	Columbus (NHL)	32	2	7	9	15	--	--	--	--	--
						Lake Erie (AHL)	37	6	21	27	53	17	1	5	6	26
Soshnikov, Nikita	5'11	185	L	Nizhny Tagil, Russia	10/14/93	Toronto (NHL)	11	2	3	5	6	--	--	--	--	--
						Toronto (AHL)	52	18	10	28	18	11	5	2	7	4
Timashov, Dmytro	5'10	190	L	Kirovograd, Ukraine	10/01/96	Shawinigan (QMJHL)	28	4	28	32	28	21	13	15	28	40
						Quebec (QMJHL)	29	18	35	53	51	--	--	--	--	--
Toninato, Dominic	6'1	185	L	Duluth, MN	03/09/94	Minnesota-Duluth (NCHC)	40	15	6	21	36	--	--	--	--	--
van Riemsdyk, James	6'3	200	L	Middletown, NJ	05/04/89	Toronto (NHL)	40	14	15	29	6	--	--	--	--	--
Vesey, Nolan	6'1	193	L	North Reading, MA	03/28/95	Maine (H-East)	36	5	6	11	41	--	--	--	--	--
Walker, Jack	5'10	179	L	Edina, MN	07/30/96	Victoria (WHL)	72	36	48	84	85	13	8	8	16	20

* - Injured Reserve

TORONTO MAPLE LEAFS 2016-17 PLAYER PERSONNEL

DEFENCEMEN

PLAYER	HGT.	WGT.	SHOOTS	BIRTHPLACE	BORN	2015-16 CLUB	REGULAR SEASON					PLAYOFFS				
							GP	G	A	PTS	PIM	GP	G	A	PTS	PIM
Campbell, Andrew	6'4	206	L	Caledonia, ON	02/04/88	Toronto (NHL)	6	0	1	1	2	--	--	--	--	--
						Toronto (AHL)	66	9	15	24	72	9	0	2	2	4
Carrick, Connor	5'10	191	R	Orland Park, IL	04/13/94	Toronto (NHL)	16	2	2	4	15	--	--	--	--	--
						Washington (NHL)	3	0	0	0	0	--	--	--	--	--
						Toronto (AHL)	5	1	2	3	2	15	7	11	18	12
						Hershey (AHL)	47	10	16	26	50	--	--	--	--	--
Corrado, Frank	6'0	195	R	Toronto, ON	03/26/93	Toronto (NHL)	39	1	5	6	26	--	--	--	--	--
						Toronto (AHL)	7	0	3	3	2	--	--	--	--	--
Dermott, Travis	6'0	200	L	Newmarket, ON	12/22/96	Toronto (AHL)	--	--	--	--	--	1	0	0	0	0
						Erie (OHL)	51	6	37	43	65	13	3	11	14	14
Desrocher, Stephen	6'4	210	L	Toronto, ON	01/26/96	Kingston (OHL)	52	6	29	35	33	9	1	5	6	4
						Oshawa (OHL)	17	5	6	11	6	--	--	--	--	--
						--	--	--	--	--	--	--	--	--	--	--
Gardiner, Jake	6'2	190	L	Minnetonka, MN	07/04/90	Toronto (NHL)	79	7	24	31	32	--	--	--	--	--
Greenway, J.D.	6'5	204	L	Postdam, NY	04/27/98	U.S. U-18 (USHL)	25	2	8	10	8	--	--	--	--	--
Holl, Justin	6'3	195	R	Tonka Bay, MN	01/30/92	Toronto (AHL)	60	5	16	21	15	15	0	4	4	2
Hunwick, Matt	5'11	200	L	Warren, MI	05/21/85	Toronto (NHL)	60	2	8	10	32	--	--	--	--	--
Lindgren, Jesper	6'0	165	R	Umea, Sweden	05/19/97	MODO (SHL)	26	2	1	3	4	--	--	--	--	--
Loov, Viktor	6'3	210	L	Sodertalje, Sweden	11/16/92	Toronto (NHL)	4	0	2	2	0	--	--	--	--	--
						Toronto (AHL)	55	3	12	15	40	11	1	2	3	14
Marincin, Martin	6'4	210	L	Kosice, Slovakia	02/18/92	Toronto (NHL)	65	1	6	7	34	--	--	--	--	--
Mattinen, Nicolas	6'4	220	R	Ottawa, ON	03/05/98	London (OHL)	39	4	6	10	24	5	1	0	1	2
Middleton, Keaton	6'5	235	L	Stratford, ON	02/10/98	Saginaw (OHL)	66	1	6	7	66	4	0	1	1	0
Nielsen, Andrew	6'3	210	R	Red Deer, AB	11/13/96	Toronto (AHL)	5	0	2	2	0	--	--	--	--	--
						Lethbridge (WHL)	71	18	52	70	122	5	1	2	3	6
Polak, Roman	6'1	235	R	Ostrava, Czech Republic	04/28/86	San Jose (NHL)	24	0	3	3	16	24	0	0	0	15
						Toronto (NHL)	55	1	12	13	56	--	--	--	--	--
Rielly, Morgan	6'1	205	L	Vancouver, BC	03/09/94	Toronto (NHL)	82	9	27	36	28	--	--	--	--	--
Robidas, Stephane*	5'11	195	R	Sherbrooke, QC	03/03/77	Toronto (NHL)	--	--	--	--	--	--	--	--	--	--
Valiev, Rinat	6'3	213	L	Nizhnekamsk, Russia	05/11/95	Toronto (NHL)	10	0	0	0	0	--	--	--	--	--
						Toronto (AHL)	60	4	19	23	30	12	0	0	0	4
Zaitsev, Nikita	6'2	196	R	Moskva, Russia	10/29/91	CKSA (KHL)	46	8	18	26	20	20	4	9	13	10

GOALTENDERS

PLAYER	HT	WT	CATCH	BIRTHPLACE	BORN	2015-16 CLUB	REGULAR SEASON				PLAYOFFS			
							GP	W-L-OT	AVG	SO	GP	W-L	AVG	SO
Andersen, Frederik	6'4	220	L	Herning, Denmark	10/02/89	Anaheim (NHL)	43	22-9-4	2.30	3	5	3-2	1.41	1
Bibeau, Antoine	6'2	210	L	Victoriaville, QC	05/01/94	Toronto (AHL)	40	28-9-1	2.70	3	12	6-5	2.73	1
Enroth, Jhonas	5'10	171	L	Stockholm, Sweden	06/25/88	Los Angeles (NHL)	16	7-5-1	2.17	2	--	--	--	--
Kaskisuo, Kasimir	6'3	201	L	Vantaa, Finland	10/02/93	Toronto (AHL)	2	1-0-1	2.40	0	--	--	--	--
						Minnesota-Duluth (NCHC)	39	19-15-5	1.92	5	--	--	--	--
Sparks, Garret	6'3	205	L	Elmhurst, IL	06/28/93	Toronto (NHL)	17	6-9-0	3.02	1	--	--	--	--
						Toronto (AHL)	21	14-4-3	2.33	3	5	2-2	2.30	1
						Orlando (ECHL)	1	1-0-0	1.00	0	--	--	--	--
Woll, Joseph	6'2	202	L	Dardenne Prairie, MO	07/12/98	U.S. U-18 (USHL)	30	18-5-3	2.19	1	--	--	--	--

* - Injured Reserve

ALL-TIME DRAFT CHOICES

SELECTION	OVERALL	TEAM
2016 (AT BUFFALO, JUNE 24-25)		
Auston Matthews	1	Zurich
Yegor Korshkov	31	Yaroslavl
Carl Grundstrom	57	Modo
Joseph Woll	62	USA U-18
J.D. Greenway	72	USA U-18
Adam Brooks	92	Regina
Keaton Middleton	101	Saginaw
Vladimir Bobylev	122	Victoria
Jack Walker	152	Victoria
Nicolas Mattinen	179	London
Nikolai Chebykin	182	MVD Balashikha 2

2015 (AT FLORIDA, JUNE 27-28)		
Mitch Marnier	4	London
Travis Dermott	34	Erie
Jeremy Bracco	61	USA U-18
Andrew Nielsen	65	Lethbridge
Martins Dzierkals	68	Riga 2
Jesper Lindgren	95	Modo
Dmytro Timashov	125	Quebec
Stephen Desrocher	155	Oshawa
Nikita Korostelev	185	Sarnia

2014 (AT PHILADELPHIA, JUNE 27-28)		
William Nylander	8	Modo
Rinat Valiev	68	Kootenay
John Piccinich	103	Youngstown
Dakota Joshua	128	Sioux Falls
Nolan Vesey	158	South Shore
Pierre Engvall	188	Frolunda Jr.

2013 (AT NEW JERSEY, JUNE 30)		
Frederik Gauthier	21	Rimouski
Carter Verhaeghe	82	Niagara
Fabrice Herzog	142	Zug Jr.
Antoine Bibeau	172	PEI
Andreas Johnsson	202	Frolunda Jr.

2012 (AT PITTSBURGH, JUNE 22-23)		
Morgan Rielly	5	Moose Jaw
Matt Finn	35	Guelph
Dominic Toninato	126	Duluth East H.S.
Connor Brown	156	Erie
Ryan Rupert	157	London
Viktor Loov	209	Sodertalje

2011 (AT MINNESOTA, JUNE 24-25)		
Tyler Biggs	22	USA U-18
Stuart Percy	25	Mississauga
Josh Leivo	86	Sudbury
Tom Nilsson	100	Mora Jr.
Tony Cameranesi	130	Wayzata H.S.
David Broll	152	Sault Ste. Marie
Dennis Robertson	173	Brown University
Garret Sparks	190	Guelph
Max Everson	203	Edina High H.S.

2010 (AT LOS ANGELES, JUNE 25-26)		
Brad Ross	43	Portland
Greg McKegg	62	Erie
Sondre Olden	79	Modo Jr.
Petter Granberg	116	Skelleftea Jr.
Sam Carrick	144	Brampton
Daniel Brodin	146	Djurgarden
Josh Nicholls	182	Saskatoon

2009 (AT MONTREAL, JUNE 26-27)		
Nazem Kadri	7	London
Kenny Ryan	50	USA U-18
Jesse Blacker	58	Windsor
Jamie Devane	68	Plymouth
Eric Knodel	128	Philadelphia Flyers Jr.
Jerry D'Amigo	158	USA U-18
Barron Smith	188	Peterborough

SELECTION	OVERALL	TEAM
2008 (AT OTTAWA, JUNE 20-21)		
Luke Schenn	5	Kelowna
Jimmy Hayes	60	Lincoln
Mikhail Stefanovich	98	Quebec
Greg Pateryn	128	Ohio
Joel Champagne	129	Chicoutimi
Jerome Flaake	130	Cologne
Grant Rollheiser	158	Trail
Andrew MacWilliam	188	Camrose

2007 (AT COLUMBUS, JUNE 22-23)		
Dale Mitchell	74	Oshawa
Matt Frattin	99	Fort Saskatchewan
Ben Winnett	104	Salmon Arm
Juraj Mikus	134	Trencin
Christopher DiDomenico	164	Saint John
Carl Gunnarsson	189	Linkoping

2006 (AT VANCOUVER, JUNE 24)		
Jiri Tlusty	13	Kladno
Nikolai Kulemin	44	Magnitogorsk
James Reimer	99	Red Deer
Korbinian Holzer	111	Bad Tolz
Viktor Stalberg	161	Frolunda
Tyler Ruegsegger	166	Shattuck-St. Mary's
Leo Komarov	180	Assat

2005 (AT OTTAWA, JULY 30)		
Tuukka Rask	21	Ilves Jr.
Phil Oreskovic	82	Brampton
Alex Berry	153	Junior Bruins
Johan Dahlberg	173	Modo Jr.
Anton Stralman	216	Skovde
Chad Rau	228	Des Moines

2004 (AT CAROLINA, JUNE 26-27)		
Justin Pogge	90	Prince George
Roman Kukumberg	113	Dukla Trencin
Dimitri Vorobiev	157	Lada Togliatti
Robert Earl	187	Wisconsin
Maxim Semenov	220	Lada Togliatti
Jan Steber	252	Halifax
Pierce Norton	285	Thayer Academy H.S.

2003 (AT NASHVILLE, JUNE 21-22)		
John Doherty	57	Phillips Andover H.S.
Martin Sagat	91	Trencin Jr.
Konstantin Volkov	125	Dynamo Jr.
John Mitchell	158	Plymouth
Jeremy Williams	220	Swift Current
Shaun Landolt	237	Calgary

2002 (AT TORONTO, JUNE 22-23)		
Alexander Steen	24	Frolunda
Matt Stajan	57	Belleville
Todd Ford	74	Swift Current
Dominic D'Amour	88	Hull
David Turon	122	Femax Havirov
Ian White	191	Swift Current
Scott May	222	Ohio State
Jarkko Immonen	254	Assat Pori
Staffan Kronwall	285	Djurgarden Jr.

2001 (AT FLORIDA, JUNE 23-24)		
Carlo Colaiacovo	17	Erie
Karel Pilar	39	Litvinov
Brendan Bell	65	Ottawa
Jay Harrison	82	Brampton
Nicolas Corbeil	88	Sherbrooke
Kyle Wellwood	134	Belleville
Max Kondratiev	168	Togliatti Jr.
Jaroslav Sklenar	183	Brno Jr.
Ivan Kolozvary	198	Trencin Jr.
Jan Chovan	213	Belleville
Tomas Mojzis	246	Moose Jaw
Mike Knoepfli	276	Georgetown

ALL-TIME DRAFT CHOICES

SELECTION	OVERALL	TEAM
2000 (AT CALGARY, JUNE 24-25)		
Brad Boyes	24	Erie
Kris Vernarsky	51	Plymouth
Mikael Tellqvist	70	Djurgarden
Jean-Francois Racine	90	Drummondville
Miguel Delisle	100	Ottawa
Vadim Sozinov	179	Novokuznetsk "2"
Markus Seikola	209	TPS Jr.
Lubos Velebny	223	Zvolen Jr.
Alexander Shinkar	254	Cherepovets
Jean-Philippe Cote	265	Cape Breton
1999 (AT BOSTON, JUNE 26)		
Luca Cereda	24	Ambri
Peter Reynolds	60	London
Mirko Murovic	108	Moncton
Jonathan Zion	110	Ottawa
Vaclav Zavoral	151	Litinov
Jan Sochor	161	Slavia Praha
Vladimir Kulikov	211	CSKA Jr.
Pierre Hedin	239	Modo Ornskoldsvik
Peter Metcalf	267	University of Maine
1998 (AT BUFFALO, JUNE 27)		
Nik Antropov	10	Torpedo
Petr Svoboda	35	Dukla Jihlava
Jamie Hodson	69	Brandon
Alexei Ponikarovsky	87	Dynamo "2"
Morgan Warren	126	Moncton
Allan Rourke	154	Kitchener
Jonathan Gagnon	181	Cape Breton
Dwight Wolfe	215	Halifax
Michal Travnicek	228	Litinov Jr.
Sergei Rostov	236	CSKA "2"
1997 (AT PITTSBURGH, JUNE 21)		
Jeff Farkas	57	Boston College
Adam Mair	84	Owen Sound
Frantisek Mrazek	111	Ceske-Budejovice
Eric Gooldy	138	Detroit
Hugo Marchand	165	Victoriaville
Shawn Thornton	190	Peterborough
Russ Bartlett	194	Phillips-Exeter
Jonathan Hedstrom	221	Skelleftea
1996 (AT ST. LOUIS, JUNE 22)		
Marek Posmyk	36	Dukla Jihlava
Francis Larivee	50	Laval
Mike Lankshear	66	Guelph
Konstantin Kalmiikov	68	Detroit
Jason Sessa	86	Lake Superior
Vladimir Antipov	103	Yaroslavl
Peter Cava	110	Sault Ste. Marie
Brandon Sugden	111	London
Dmitri Yakushin	140	Pembroke
Chris Bogas	148	Michigan State
Lucio DeMartinis	151	Shawinigan
Reggie Berg	178	U. of Minnesota
Tomas Kaberle	204	HC Kladno
Jared Hope	230	Spokane
1995 (AT EDMONTON, JULY 8)		
Jeff Ware	15	Oshawa
Ryan Pepperall	54	Kitchener
Doug Bonner	139	Seattle
Yannick Tremblay	145	Beauport
Marek Melenovsky	171	Dukla Jihlava
Mark Murphy	197	Stratford Jr. B
Danny Markov	223	Spartak
1994 (AT HARTFORD, JUNE 28-29)		
Eric Fichaud	16	Chicoutimi
Sean Haggerty	48	Detroit
Fredrik Modin	64	Sundsvall

SELECTION	OVERALL	TEAM
Mark Deyell	126	Saskatoon
Kam White	152	Newmarket
Tommi Rajamaki	178	Assat Jr.
Rob Butler	204	Niagara Jr. A
Sergei Berezin	256	Khimik
Doug Nolan	282	Catholic Memorial
1993 (AT QUEBEC, JUNE 26)		
Kenny Jonsson	12	Rogle
Landon Wilson	19	Dubuque Jr. A
Zdenek Nedved	123	Sudbury
Paul Vincent	149	Cushing Academy
Jeff Andrews	175	North Bay
David Brumby	201	Tri-City
Kyle Ferguson	253	Michigan Tech. Univ.
Mikhail Lapin	279	Western Michigan
1992 (AT MONTREAL, JUNE 20)		
Brandon Convery	8	Sudbury
Grant Marshall	23	Ottawa
Nikolai Borschevsky	77	Spartak
Mark Raiter	95	Saskatoon
Janne Gronvall	101	Lukko
Chris Deruiter	106	Kingston Jr. A
Mikael Hakansson	125	Nacka
Patrik Augusta	149	Dukla Jihlava
Ryan Vandebussche	173	Cornwall
Wayne Clarke	197	R.P.I.
Sergei Simonov	221	Kristall Saratov
Nathan Dempsey	245	Regina
1991 (AT BUFFALO, JUNE 9)		
Yanic Perreault	47	Trois-Rivieres
Terry Chitaroni	69	Sudbury
Alexei Kudashov	102	Krylja Sovetov
Jeff Perry	113	Owen Sound
Alexander Kuzminsky	120	Sokol Kiev
Martin Prochazka	135	Poldi Kladno
Dmitri Mironov	160	Soviet Wings
Robb McIntyre	164	Dubuque Jr. A
Tomas Kucharcik	167	Dukla Jihlava
Guy Lehoux	179	Drummondville
Gary Miller	201	North Bay
Jonathan Kelley	223	Arlington H.S.
Chris O'Rourke	245	Alaska-Fairbanks
1990 (AT VANCOUVER, JUNE 16)		
Drake Berehowsky	10	Kingston
Felix Povtin	31	Chicoutimi
Darby Hendrickson	73	Richfield
Greg Walters	80	Ottawa
Alexander Godynyuk	115	Sokol Kiev
Eric Lacroix	136	Governor Dummer
Dan Stiver	157	Univ. of Michigan
Robert Horyna	178	Dukla Jihlava
Rob Chebator	199	Arlington
Scott Malone	220	Northfield-Mt. Hemon
Nick Vachon	241	Governor Dummer
1989 (AT MINNESOTA, JUNE 17)		
Scott Thornton	3	Belleville
Rob Pearson	12	Belleville
Steve Bancroft	21	Belleville
Matt Martin	66	Avon-Old Farms
Keith Carney	96	Mount St. Charles
David Burke	108	Cornell
Michael Doers	125	Northwood Prep.
Keith Merkler	129	Portledge
Derek Langille	150	North Bay
Jeffrey St. Laurent	171	Berwick
Justin Tomberlin	192	Greenway
Mike Jackson	213	Toronto
Steve Chartrand	234	Drummondville

ALL-TIME DRAFT CHOICES

SELECTION	OVERALL	TEAM
1988 (AT MONTREAL, JUNE 11)		
Scott Pearson	6	Kingston
Tie Domi	27	Peterborough
Peter Ing	48	Windsor
Ted Crowley	69	Lawrence A.C.
Leonard Esau	86	Humboldt-T11
Matt Mallgrave	132	St. Paul's
Roger Elvenas	153	Rogle
Mike Delay	174	Canterbury
David Sacco	195	Medford
Mike Gregorio	216	Cushing A.C.
Peter DeBoer	237	Windsor

1987 (AT DETROIT, JUNE 13)		
Luke Richardson	7	Peterborough
Daniel Marois	28	Chicoutimi
John McIntyre	49	Guelph
Joe Sacco	71	Medford
Mike Eastwood	91	Pembroke
Damian Rhodes	112	Richfield HS
Trevor Jobe	133	Moose Jaw
Chris Jensen	154	Northwood
Brian Blad	175	Belleville
Ron Bernacci	196	Hamilton
Ken Alexander	217	Hamilton
Alex Weinrich	238	Yarmouth

1986 (AT MONTREAL, JUNE 21)		
Vincent Dampousse	6	Laval
Darryl Shannon	36	Windsor
Sean Boland	48	Toronto
Kent Hulst	69	Windsor
Scott Taylor	90	Kitchener
Stephane Giguere	111	St. Jean Castors
Danny Hie	132	Ottawa
Steve Brennan	153	New Prep H.S.
Brian Bellefeuille	174	Canterbury H.S.
Sean Davidson	195	Toronto
Mark Holick	216	Saskatoon
Brian Hoard	237	Hamilton

1985 (AT TORONTO, JUNE 15)		
Wendel Clark	1	Saskatoon
Ken Spangler	22	Calgary
Dave Thomlinson	43	Brandon
Greg Vey	64	Peterborough
Jeff Serowik	85	Lawrence A.C.
Jiri Latal	106	Czechoslovakia
Tim Bean	127	North Bay
Andy Donahue	148	Belemont H.S.
Todd Whittemore	169	Kent H.S.
Bob Reynolds	190	St. Clair
Tim Armstrong	211	Toronto
Mitch Murphy	232	St. Paul H.S.

1984 (AT MONTREAL, JUNE 9)		
Al Iafrate	4	Belleville
Todd Gill	25	Windsor
Jeff Reese	67	London
Jack Capuano	88	Kent H.S.
Fabian Joseph	109	Victoria
Joe MacInnins	130	Watertown H.S.
Derek Laxdal	151	Brandon
Dan Turner	172	Medicine Hat
David Buckley	192	T-Pauling H.S.
Mikael Wurst	213	Ohio St.
Peter Slanina	233	Czechoslovakia

1983 (AT MONTREAL, JUNE 8)		
Russ Courtnall	7	Victoria
Jeff Jackson	28	Brantford
Allan Bester	49	Brantford
Dan Hodgson	85	Prince Albert
Cam Plante	133	Brandon

SELECTION	OVERALL	TEAM
Paul Bifano	154	Burnaby
Cliff Albrecht	175	Princeton University
Greg Rolston	191	Power H.S.
Brian Ross	196	Kitchener
Mike Tomlak	217	Cornwall
Ron Choules	238	Troi-Rivieres

1982 (AT MONTREAL, JUNE 9)		
Gary Nylund	3	Portland
Gary Leeman	24	Regina
Peter Ihnacak	25	Czechoslovakia
Ken Wregget	45	Lethbridge
Vladimir Ruzicka	73	Czechoslovakia
Eduard Uvira	87	Czechoslovakia
Sylvain Charland	99	Shawinigan
Ron Dreger	108	Saskatoon

1982 (AT MONTREAL, JUNE 9) continued		
Craig Kales	115	Niagara Falls
Dom Campedelli	129	Cohasset
Jeff Triano	139	Toronto
Miroslav Ihnacak	171	Czechoslovakia
Leigh Verstraete	192	Calgary
Tim Loven	213	North Dakota
Jim Appelby	234	Winnipeg

1981 (AT MONTREAL, JUNE 10)		
Jim Benning	6	Portland
Gary Yaremchuk	24	Portland
Ernie Godden	48	Windsor
Norman Lefrancois	90	Troi-Rivieres
Barry Bridley	102	Calgary
Andrew Wright	132	Peterborough
Richard Turmel	153	Shawinigan
Greg Barber	174	Victoria
Marc Magnan	195	Lethbridge

1980 (AT MONTREAL, JUNE 11)		
Craig Muni	25	Kingston
Bob McGill	26	Victoria
Fred Boimstruck	43	Cornwall
Stewart Gavin	74	Toronto
Hugh Larkin	95	Sault Ste. Marie
Ron Dennis	116	Princeton
Russ Adam	137	Kitchener
Fred Perlini	158	Toronto
Darwin McCutcheon	179	Toronto
Paul Higgins	200	Toronto H.S.

*1979 (AT MONTREAL, AUGUST 9)		
Laurie Boschman	9	Brandon
Norman Aubin	51	Verdun
Vincent Tremblay	72	Quebec
Frank Nigro	93	London
Bill McCreary	114	Colgate University

1978 (AT MONTREAL, JUNE 15)		
Joel Quenneville	21	Windsor
Mark Kirton	48	Peterborough
Bob Parent	65	Kitchener
Jordy Douglas	81	Flin Flon
Mel Hewitt	92	Calgary
Norman Lefebvre	98	Troi-Rivieres
John Scammell	115	Lethbridge
Kevin Reinhart	132	Kitchener
Mike Waghorne	149	New Hampshire
Laurie Cuvelier	166	St. Francis Xavier

1977 (AT MONTREAL, JUNE 14)		
John Anderson	11	Toronto
Trevor Johansen	12	Toronto
Bob Gladney	24	Oshawa
Rocky Saganiuk	29	Medicine Hat
Dan Eastman	65	London

ALL-TIME DRAFT CHOICES

SELECTION	OVERALL	TEAM
John Wilson	83	Windsor
Roy Sommer	101	Calgary
Lynn Jorgenson	119	Toronto
Kevin Howe	134	Sault Ste. Marie
Ray Robertson	149	St. Lawrence
1976 (AT MONTREAL, JUNE 1)		
Randy Carlyle	30	Sudbury
Alain Belanger	48	Sherbrooke
Gary McFadyen	52	Hull
Tim Williams	66	Victoria
Greg Hotham	84	Kingston
Dan Djakalovic	102	Kingston
Chuck Skjodt	116	Windsor
1975 (AT MONTREAL, JUNE 3)		
Don Ashby	6	Calgary
Doug Jarvis	24	Peterborough
Bruce Boudreau	42	Toronto
Ted Long	78	Hamilton
Kevin Campbell	96	St. Lawrence Univ.
Mario Rouillard	114	Three Rivers
Ron Wilson	132	Providence College
Paul Evans	149	Peterborough
Jean Latendresse	165	Shawinigan Falls
Paul Crowley	166	Sudbury
Dan D'Alvise	179	Royal York
Jack Laine	180	Bowling Green
Ken Holland	188	Medicine Hat
Bob Barnes	189	Hamilton
Gary Burns	191	Univ. of New Hampshire
Jim Montgomery	193	Hull
Rick Martin	199	London
1974 (AT MONTREAL, MAY 28)		
Jack Valiquette	13	Sault Ste. Marie
Dave Williams	31	Swift Current
Per-Arne Alexandersson	49	Leksand, Sweden
Peter Driscoll	67	Kingston
Mike Palmateer	85	Toronto
Bill Hassard	103	Wexford
Kevin Devine	121	Toronto
Kevin Kemp	139	Ottawa
Dave Syvret	155	St. Catharines
Andy Stoesz	170	Selkirk
Martin Feschuk	185	Saskatoon
1973 (AT MONTREAL, MAY 15)		
Lanny McDonald	4	Medicine Hat
Bob Neely	10	Peterborough
Ian Turnbull	15	Ottawa
Francois Rochon	52	Sherbrooke
Gord Titcomb	68	St. Catharines
Doug Marit	84	Regina
Dan Follett	100	Downsview
Les Burgess	116	Kitchener
Dave Pay	132	Univ. of Wisconsin
Lee Palmer	144	Clarkson College
Bob Peace	147	Cornell University
Norm McLeod	159	M and W Rangers
1972 (AT MONTREAL, JUNE 8)		
George Ferguson	11	Toronto
Randy Osburn	27	London
Denis Deslauriers	43	Shawinigan
Brian Bowles	59	Cornwall
Michel Plante	75	Drummondville
Dave Shardlow	91	Flin Flon
Monte Miron	107	Clarkson University
Peter Williams	123	University of P.E.I.
Pat Boutette	139	Univ. of Minnesota
Gary Schofield	143	Clarkson University

SELECTION	OVERALL	TEAM
1971 (AT MONTREAL, JUNE 10)		
Rick Kehoe	22	Hamilton
Dave Fortier	23	St. Catharines
Gavin Kirk	37	Toronto
Rick Cunningham	51	Peterborough
Bob Sykes	65	Sudbury
Mike Ruest	79	Cornwall
Dale Smedsmo	93	Bemidjii State
Steve Johnson	98	Verdun
Bob Burns	107	Canadian Armed Forces
1970 (AT MONTREAL, JUNE 11)		
Darryl Sittler	8	London
Errol Thompson	22	Charlottetown
Gerry O'Flaherty	36	Kitchener
Bob Gryp	50	Boston University
Luc Simard	64	Trois-Rivieres
Calvin Booth	78	Weyburn
Paul Larose	91	Quebec Jr.
Ron Low	103	Dauphin
1969 (AT MONTREAL, JUNE 12)		
Ernie Moser	9	Estevan
Doug Brindley	20	Niagara Falls
Larry McIntyre	31	Moose Jaw
Frank Hughes	43	Edmonton
Brian Spencer	55	Swift Current
Bob Neufeld	67	Dauphin
1968 (AT MONTREAL, JUNE 13)		
Brad Selwood	10	Niagara Falls
1967 (AT MONTREAL, JUNE 7)		
Bob Kelly	16	Fort Arthur
1966 (AT MONTREAL, APRIL 25)		
John Wright	4	West Clair
Cam Crosby	10	Toronto
Rick Ley	16	Niagara Falls
Dale MacLeish	22	Peterborough
1965 (AT MONTREAL, APRIL 27)		
No Selections		
1964 (AT MONTREAL, JUNE 11)		
Tom Martin	5	Toronto
Dave Cotey	11	Aurora
Mike Pelyk	17	Toronto
Jim Dorey	23	Stamford
1963 (AT MONTREAL, JUNE 5)		
Walt McKechnie	6	London
Neil Clairmont	12	Parry Sound
Jim McKenny	17	Neil McNeil
Gerry Meehan	21	Neil McNeil



2015/16 REVIEW

DEFEAT

DOES *NOT* REST

Lightly

ON THEIR
SHOULDERS



TORONTO
MAPLE
LEAFS

GAME-BY-GAME RESULTS

GM	DATE	OPPONENT	RESULT	GWG	GOALTENDERS	PPG, ^SHG, *OTG, *PS, 'EN LEAF GOALS	PP	PK	SHOTS	GF/GA	ATTN.	RECORD	DIVISION	CONFERENCE
1	Oct. 7	MTL	L 3-1	<Galchenyuk>	BERNIER/Price	21	1/3	2/2	37-29	1-3	19,241	0-1-0	0-1-0	0-1-0
2	Oct. 9	@DET	L 4-0	<Abdelkader>	BERNIER/REIMER/Howard		0/3	3/4	22-22	1-7	20,027	0-2-0	0-2-0	0-2-0
3	Oct. 10	OTT	L 5-4 (SO)	<Hoffman>	REIMER/Anderson	19, 42, 24, 26	1/4	3/6	41-33	5-11	19,187	0-2-1	0-2-1	0-2-1
4	Oct. 16	@CBJ	W 6-3	LUPUL	REIMER/Bobrovsky	51, 21, 43, 19, 47, 47	0/1	3/4	34-27	11-14	13,885	1-2-1	0-2-1	1-2-1
5	Oct. 17	@PIT	L 2-1	<Maatta>	BERNIER/Fluery	47	0/4	5/5	27-33	12-16	18,650	1-3-1	0-2-1	1-3-1
6	Oct. 21	@BUF	L 2-1 (SO)	<Ennis>	BERNIER/Johnson	15	0/1	4/4	24-35	13-17	17,762	1-3-2	0-2-2	1-3-2
7	Oct. 24	@MTL	L 5-3	<Pacoretty>	BERNIER/Price	47, 21, 44	0/5	2/4	52-27	16-22	21,288	1-4-2	0-3-2	1-4-2
8	Oct. 26	ARI	L 4-3	<Chipchura>	REIMER/Smith	23, 21, 44	0/2	2/4	27-24	19-26	18,944	1-5-2	0-3-2	1-4-2
9	Oct. 30	@NYR	L 3-1	<Zuccarello>	BERNIER/Lundqvist	19	0/0	3/3	25-26	20-29	18,006	1-6-2	0-3-2	1-5-2
10	Oct. 31	PIT	L 4-0	<Kunitz>	BERNIER/Fluery		0/4	2/3	21-32	20-33	19,197	1-7-2	0-3-2	1-6-2
11	Nov. 2	DAL	W 4-1	LUPUL	REIMER/Niemi	28, 19, 19, 44	2/5	2/2	26-44	24-34	19,087	2-7-2	0-3-2	1-6-2
12	Nov. 4	WPG	L 4-2	<Burmistrov>	REIMER/Pavelec	15, 47	1/3	2/2	26-34	26-38	19,113	2-8-2	0-3-2	1-6-2
13	Nov. 6	DET	L 2-1	<Kindl>	REIMER/Mirazek	3	0/4	3/3	33-24	27-40	19,680	2-8-3	0-3-3	1-6-3
14	Nov. 7	@WSH	L 3-2 (SO)	<Ovechkin>	REIMER/Holtby	26, 21	1/6	2/3	25-31	29-42	18,506	2-8-4	0-3-3	1-6-4
15	Nov. 10	@DAL	W 3-2	GARDINER	REIMER/Niemi	24, 15, 51	1/1	1/1	30-38	32-44	18,266	3-8-4	0-3-3	1-6-4
16	Nov. 12	@NSH	W 2-1 (SO)	HOLLAND	REIMER/Rinne	42	0/3	4/5	23-22	33-45	17,231	4-8-4	0-3-3	1-6-4
17	Nov. 14	VAN	W 4-2	MATTHIAS	REIMER/Miller	21, 15, 23, 19	1/4	2/3	40-45	37-47	19,798	5-8-4	0-3-3	1-6-4
18	Nov. 15	@NYR	L 4-3	<Zuccarello>	BERNIER/Raanta	24, 19, 3	0/3	2/2	26-30	40-51	18,006	5-9-4	0-3-3	1-7-4
19	Nov. 17	COL	W 5-1	PARENTEAU	REIMER/Berra/Pickard	^47, 15, 42, 15, 21	4/5	4/4	30-35	45-52	19,238	6-9-4	0-3-3	1-7-4
20	Nov. 20	@CAR	W 2-1 (SO)	LUPUL	REIMER/Ward	43	1/4	2/2	25-34	46-53	10,327	7-9-4	0-3-3	2-7-4
21	Nov. 21	@BOS	L 2-0	<Chara>	REIMER/Rask		0/1	1/1	22-37	46-55	17,565	7-10-4	0-4-3	2-8-4
22	Nov. 23	BOS	L 4-3 (SO)	<Krejci>	REIMER/Rask	19, 47, 42	0/6	3/3	42-29	49-58	19,609	7-10-5	0-4-4	2-8-5
23	Nov. 28	WSH	L 4-2	<Johansson>	BERNIER/Holtby	24, 47,	1/2	1/3	33-23	51-62	19,053	7-11-5	0-4-4	2-9-5
24	Nov. 30	EDM	W 3-0	KOMAROV	SPARKS/Nilsson	47, 43, 47	1/3	3/3	26-24	54-62	19,559	8-11-5	0-4-4	2-9-5
25	Dec. 2	@WPG	L 6-1	<Stafford>	SPARKS/Hellebuyck	40	0/3	4/5	33-35	55-68	15,294	8-12-5	0-4-4	2-9-5
26	Dec. 3	@MIN	L 1-0	<Dumba>	REIMER/Dubnyk		0/2	2/3	28-28	55-69	18,880	8-13-5	0-4-4	2-9-5
27	Dec. 5	@STL	W 4-1	BOYES	SPARKS/Allen/Elliott	43, 28, 15, 43	0/4	2/2	29-28	59-70	18,698	9-13-5	0-4-4	2-9-5
28	Dec. 8	NJD	W 3-2 (SO)	KADRI	SPARKS/Schneider	15, 21,	1/5	3/5	37-27	61-72	19,043	10-13-5	0-4-4	3-9-5
29	Dec. 15	TBL	L 5-4	<Namestnikov>	BERNIER/Vasilevskiy	42, 21, 44, 26	1/3	3/3	37-27	65-77	18,989	10-13-6	0-4-5	3-9-6
30	Dec. 17	SJS	L 5-4	<Burns>	SPARKS/BERNIER/Jones	24, 47, 21, 40	0/3	1/3	31-44	69-82	18,966	10-13-7	0-4-5	3-9-6
31	Dec. 19	LAK	W 5-0	KOMAROV	BERNIER/Enroth	47, 40, 40, 47, 56	0/0	1/1	34-26	74-82	18,632	11-13-7	0-4-5	3-9-6
32	Dec. 21	@COL	W 7-4	BOZAK	BERNIER/Varlamov	47, 19, 47, 42, 42, 21, '42	3/3	3/4	28-22	81-86	16,084	12-13-7	0-4-5	3-9-6
33	Dec. 22	@ARI	L 3-2	<Murphy>	BERNIER/Domingue	21, 43	1/2	4/4	39-26	83-89	12,234	12-14-7	0-4-5	3-9-6
34	Dec. 27	@NYI	W 3-1	GRABNER	BERNIER/Greiss	42, 40, 21	0/2	1/1	38-26	86-90	15,795	13-14-7	0-4-5	4-9-6
35	Dec. 29	NYI	L 6-3	<Kulemin>	BERNIER/Greiss	28, 15, 23	0/4	4/4	33-21	89-96	19,899	13-15-7	0-4-5	4-10-6
36	Dec. 30	@PIT	W 3-2 (SO)	PARENTEAU	BERNIER/Murray	3, 51	0/2	4/5	36-41	91-98	18,662	14-15-7	0-4-5	5-10-6
37	Jan. 2	STL	W 4-1	HOLLAND	BERNIER/Allen	21, 24, 43, 40	1/1	4/5	33-40	95-99	19,221	15-15-7	0-4-5	5-10-6
38	Jan. 6	@ANA	W 4-0	PARENTEAU	BERNIER/Gibson	15, 15, 43, 28	0/6	2/2	38-39	99-99	16,283	16-15-7	0-4-5	5-10-6
39	Jan. 7	@LAK	L 2-1	<Carter>	REIMER/Quick	24	1/4	2/2	26-41	100-101	18,230	16-16-7	0-4-5	5-10-6
40	Jan. 9	@SJS	L 7-0	<Burns>	BERNIER/Jones		0/3	0/4	28-31	100-108	17,281	16-17-7	0-4-5	5-10-6
41	Jan. 13	CBJ	L 3-1	<Wennberg>	REIMER/Korpisalo	28	0/3	1/2	42-22	101-111	18,903	16-18-7	0-4-5	5-11-6
42	Jan. 15	CHI	L 4-1	<Kane>	REIMER/Darling	44	0/3	4/6	29-29	102-115	20,049	16-19-7	0-4-5	5-11-6

GAME-BY-GAME RESULTS

GM	DATE	OPPONENT	RESULT	GWG	GOALTENDERS	LEAF GOALS	PPG, ^SHG, *OTG, *PS, *EN	PP	PK	SHOTS	GF/GA	ATTN.	RECORD	DIVISION	CONFERENCE
43	Jan. 16	@BOS	L 3-2	<Marchand>	BERNIER/Rask	47, 23		0/5	1/1	29-45	104-118	17,565	16-20-7	0-5-5	5-12-6
44	Jan. 19	@PHI	W 3-2	HUNWICK	REIMER/Mason	46, 19, 2		0/3	2/3	35-33	107-120	19, 319	17-20-7	0-5-5	6-12-6
45	Jan. 21	CAR	L 1-0	<J. Staal>	REIMER/Lack			0/2	4/4	31-40	107-121	18, 981	17-20-8	0-5-5	6-12-7
46	Jan. 23	MTL	L 3-2 (SO)	<Eller>	REIMER/Condon	43, 19		0/4	2/2	19-29	109-123	19, 807	17-20-9	0-5-6	6-12-8
47	Jan. 26	@FLA	L 5-1	<Trocheck>	REIMER/Luongo	43		0/2	3/5	23-27	110-128	14, 585	17-21-9	0-6-6	6-13-8
48	Jan. 27	@TBL	L 1-0	<Stamkos>	BERNIER/Vasilevskiy			0/3	5/6	30-29	110-129	19, 092	17-22-9	0-7-6	6-14-8
49	Feb. 2	@BOS	W 4-3	PARENTEAU	REIMER/Rask	26, 47, 43, 15		1/3	4/4	35-42	114-132	17, 565	18-22-9	1-7-6	7-14-8
50	Feb. 4	NJD	W 3-2 (SO)	PARENTEAU	REIMER/Kinkaid	23, 42		0/4	5/6	39-34	116-134	18, 947	19-22-9	1-7-6	8-14-8
51	Feb. 6	@OTT	L 6-1	<Zibanejad>	REIMER/BERNIER/Anderson	15		0/4	3/3	27-25	117-140	19, 379	19-23-9	1-8-6	8-15-8
52	Feb. 9	@CGY	L 4-3	<Hamilton>	REIMER/Hiller	24, 32, 51		1/3	2/3	36-22	120-144	19, 289	19-24-9	1-8-6	8-15-8
53	Feb. 11	@EDM	L 5-2	<Eberle>	BERNIER/Talbot	32, 51		0/5	4/5	36-35	122-149	16, 839	19-25-9	1-8-6	8-15-8
54	Feb. 13	@VAN	W 5-2	LEIPSIK	REIMER/Miller	33, 33, 49, 28, 47		0/4	3/3	38-19	127-151	18, 750	20-25-9	1-8-6	8-15-8
55	Feb. 15	@CHI	L 7-2	<Seabrook>	REIMER/Darling	33, 15		1/4	3/7	37-32	129-158	21, 767	20-26-9	1-8-6	8-15-8
56	Feb. 18	NYR	L 4-2	<Stepan>	BERNIER/Raanta	15, 38		0/5	1/3	37-20	131-162	18, 952	20-27-9	1-8-6	8-16-8
57	Feb. 20	PHI	L 5-4	<Gostisbehere>	BERNIER/REIMER/Mason/Neuvirth	23, 16, 24, 56		0/2	1/1	24-28	135-167	19, 060	20-27-10	1-8-6	8-16-9
58	Feb. 23	NSH	L 3-2	<Forsberg>	REIMER/Hutton	32, 44		1/4	1/2	27-26	137-170	18, 844	20-28-10	1-8-6	8-16-9
59	Feb. 25	CAR	W 3-1	LEIVO	BERNIER/Ward	28, 32, 15		1/4	4/4	28-30	140-171	18, 862	21-28-10	1-8-6	9-16-9
60	Feb. 27	@MTL	L 4-1	<Smith-Pelly>	BERNIER/Scrivens	2		0/2	4/4	32-36	141-175	21, 288	21-29-10	1-9-6	9-17-9
61	Feb. 29	TBL	L 2-1	<Johnson>	SPARKS/Vasilevskiy	43		0/2	1/1	32-28	142-177	18, 933	21-30-10	1-10-6	9-18-9
62	Mar. 2	@WSH	L 3-2	<Niskanen>	BERNIER/Grubauer	41, 38		0/4	3/4	29-23	144-180	18, 506	21-31-10	1-10-6	9-19-9
63	Mar. 3	MIN	L 2-1	<Granlund>	SPARKS/Dubnyk	51		0/0	2/4	22-22	145-182	18, 915	21-32-10	1-10-6	9-19-9
64	Mar. 5	OTT	L 3-2	<Smith>	BERNIER/Hammond	39, 41		1/3	1/1	43-31	147-185	19, 339	21-33-10	1-11-6	9-20-9
65	Mar. 7	BUF	L 4-3 (SO)	<Reinhart>	SPARKS/Johnson	47, 28, 11		1/3	4/4	33-27	150-188	18, 950	21-33-11	1-11-7	9-20-10
66	Mar. 9	NYI	W 4-3 (SO)	SOSHNIKOV	SPARKS/Greiss	11, 44, 39		2/4	1/1	36-27	153-191	18, 889	22-33-11	1-11-7	10-20-10
67	Mar. 12	@OTT	L 4-0	<Zibanejad>	SPARKS/Anderson	40		0/4	3/3	29-17	153-195	18, 557	22-34-11	1-12-7	10-21-10
68	Mar. 13	@DET	W 1-0	GRABNER	BERNIER/Mrazek			0/2	3/3	27-38	154-195	20, 027	23-34-11	2-12-7	11-21-10
69	Mar. 15	TBL	W 4-1	SMITH	BERNIER/Vasilevskiy	8, 26, 11, 15		0/3	3/3	27-24	158-196	18, 874	24-34-11	3-12-7	12-21-10
70	Mar. 17	FLA	L 4-1	<Jokinen>	BERNIER/Luongo	44		0/2	3/4	33-32	159-200	18, 922	24-35-11	3-13-7	12-22-10
71	Mar. 19	BUF	W 4-1	CARRICK	SPARKS/Johnson	39, 8, 52, 18		0/1	2/2	31-21	163-201	18, 829	25-35-11	4-13-7	13-22-10
72	Mar. 21	CGY	W 5-2	NYLANDER	BERNIER/Hiller	15, 11, 39, 38, 32		0/6	2/2	26-25	168-203	19, 069	26-35-11	4-13-7	13-22-10
73	Mar. 24	ANA	W 6-5	KADRI	SPARKS/Andersen	42, 43, 42, 20, 16, 43		3/5	2/4	26-38	174-208	18, 935	27-35-11	4-13-7	13-22-10
74	Mar. 26	BOS	L 3-1	<Chara>	BERNIER/Rask	26		0/2	2/4	26-33	175-211	19, 185	27-36-11	4-14-7	13-23-10
75	Mar. 28	@TBL	L 3-0	<Blunden>	SPARKS/Bishop			0/7	3/3	34-18	175-214	19, 092	27-37-11	4-15-7	13-24-10
76	Mar. 29	@FLA	W 5-2	KADRI	BERNIER/Luongo	^40, 43, 43, 15, 43		3/4	3/3	29-34	180-216	16, 724	28-37-11	5-15-7	14-24-10
77	Mar. 31	@BUF	L 4-1	<O'Reilly>	SPARKS/Johnson	23		0/3	1/4	26-37	181-220	18, 873	28-38-11	5-16-7	14-25-10
78	Apr. 2	DET	L 3-2	<Quincey>	BERNIER/Howard	38, 39		0/3	2/3	34-26	183-223	19, 371	28-39-11	5-17-7	14-26-10
79	Apr. 4	FLA	L 4-3	<Barkov>	BERNIER/Montoya	38, 29, 38		1/2	5/5	26-36	183-227	18, 846	28-40-11	5-18-7	14-27-10
80	Apr. 6	CBJ	L 5-1	<Dubinsky>	SPARKS/Bobrovsky	^44		0/2	2/2	27-32	184-232	18, 837	28-41-11	5-18-7	15-28-10
81	Apr. 7	@PHI	W 4-3	GARDINER	BERNIER/Mason	39, 38, 40, 51		1/2	4/4	26-44	188-235	19, 674	29-41-11	5-18-7	16-28-10
82	Apr. 9	@NJD	L 5-1	<Henrique>	SPARKS/Schneider	15		0/3	6/6	20-36	189-240	16, 514	29-42-11	5-18-7	16-29-10

GAME-BY-GAME RESULTS

	#1 Oct. 7 MTL	#2 Oct. 9 @DET	#3 Oct. 10 OTT	#4 Oct. 16 @CBJ	#5 Oct. 17 @PT	#6 Oct. 21 @BUF	#7 Oct. 24 @MTL	#8 Oct. 26 vs. ARI	#9 Oct. 30 @NYR	#10 Oct. 31 PT	#11 Nov. 2 DAL	#12 Nov. 4 WPG	#13 Nov. 6 DET	#14 Nov. 7 @WSH	#15 Nov. 10 @DAL	#16 Nov. 12 @NSH	#17 Nov. 14 VAN	#18 Nov. 15 @NYR	#19 Nov. 17 COL	#20 Nov. 20 @CAR
#2 Matt Hunwick	0-0	0-0	0-0	0-0	0-0	0-0	0-0	0-0	0-0	0-0	0-0	0-0	0-0	0-0	0-0	0-0	0-0	0-0	0-1	0-0
#3 Dion Phaneuf	MTL*	*#2	0-2	0-1	0-0	0-0	0-1	0-1	0-1	0-0	0-0	0-1	1-0	0-0	0-0	0-0	0-0	1-1	0-0	0-0
#15 P.A. Parenteau	Oct. 9	0-0	0-1	0-0	0-0	1-0	0-0	0-0	0-0	0-0	0-0	1-0	0-1	0-0	1-0	0-1	1-0	0-0	2-0	0-0
#16 Nick Spaling	@DET*	*#3	0-1	0-0	0-0	0-0	0-0	INJ	INJ	INJ	0-0	0-0	0-0	0-0	0-0	0-0	0-1	0-0	INJ	INJ
#19 Joffrey Lupul	Oct. 10	0-0	1-0	1-1	0-0	0-0	0-0	0-0	1-0	0-0	2-1	0-0	0-0	0-1	0-0	0-0	1-0	1-0	0-0	0-0
#20 Frank Corrado	OTT*	*#4	DND	DND	DND	DND	MAR	MAR	MAR	MAR	MAR	MAR	DND	DND	DND	DND	DND	DND	DND	DND
#21 James van Riemsdyk	Oct. 16	0-0	0-0	1-0	0-0	0-0	1-1	1-0	0-0	0-0	0-0	0-1	0-0	1-0	0-1	0-0	1-0	0-0	1-0	0-1
#23 Shawn Matthias	@CBJ*	*#5	INJ	0-1	0-0	0-0	0-0	1-0	0-0	0-0	0-0	0-0	0-0	0-0	0-1	0-1	1-0	0-0	0-1	0-0
#24 Peter Holland	Oct. 17	0-0	1-0	0-1	0-0	0-0	DND	0-0	0-0	0-0	DND	DND	DND	DND	1-0	0-0	0-1	1-0	0-3	0-0
#25 Rich Clune	@PT*	*#6	MAR	MAR	MAR	MAR	MAR	MAR	0-0	0-0	DND	DND	DND	MAR	MAR	MAR	MAR	MAR	MAR	MAR
#26 Daniel Winnik	Oct. 21	0-0	1-0	0-3	0-0	0-0	0-0	0-0	0-0	0-0	0-1	0-0	0-0	1-0	INJ	0-0	0-1	0-0	0-0	0-0
#28 Brad Boyes	@BUF*	*#7	0-1	0-1	0-0	0-0	0-1	0-1	DND	DND	1-1	0-0	0-0	0-0	0-0	DND	DND	DND	0-1	0-0
#33 Mark Arcobello	Oct. 24	0-0	0-0	DND	0-0	0-0	0-0	0-0	MAR	MAR	MAR	MAR	MAR	MAR	MAR	MAR	MAR	MAR	MAR	MAR
#36 Scott Harrington	@MTL*	*#8	DND	0-0	0-0	0-0	0-1	0-0	INJ	INJ	INJ	INJ	0-0	0-0	0-0	0-0	0-0	0-0	DND	DND
#40 Michael Grabner	Oct. 26	DND	0-0	0-1	0-0	0-1	0-0	0-0	0-0	0-0	0-0	0-0	0-0	0-0	0-0	0-0	0-0	0-0	0-0	0-0
#42 Tyler Bozak	vs. ARI*	*#9	1-0	0-1	INJ	INJ	INJ	INJ	0-0	0-0	0-1	0-1	0-1	0-0	0-1	1-0	0-1	0-1	1-2	0-0
#43 Nazem Kadri	Oct. 30	0-0	0-0	1-0	0-1	0-0	0-0	0-2	0-0	0-0	0-1	0-0	0-0	0-0	0-0	0-0	0-1	0-0	0-0	1-0
#44 Morgan Rielly	@NYR*	*#10	0-0	0-2	0-0	0-0	1-0	1-0	0-1	0-0	0-2-Jan	0-0	0-0	0-2	0-1	0-0	0-0	0-0	0-1	0-0
#46 Roman Polak	Oct. 31	DND	0-0	0-0	0-0	0-1	0-0	0-0	0-0	0-0	0-0	0-1	0-0	0-0	0-0	0-0	0-1	0-0	0-0	0-0
#47 Leo Komarov	PT*	*#11	0-0	2-0	1-0	0-0	1-1	0-0	0-0	0-0	0-0	1-0	0-0	0-0	0-1	0-0	0-1	0-0	1-0	0-1
#51 Jake Gardiner	Nov. 2	0-0	0-0	1-0	0-1	INJ	INJ	INJ	0-0	0-0	0-0	0-0	0-0	0-0	1-1	0-0	0-1	0-0	0-0	0-0
#52 Martin Marincin	DAL*	*#12	0-0	DND	DND	0-0	0-0	0-0	0-0	0-0	0-0	0-0	DND	DND	DND	DND	DND	DND	0-0	0-0
#58 Byron Froese	Nov. 4	MAR	MAR	MAR	MAR	MAR	0-0	0-0	0-0	0-0	0-1	0-0	0-0	0-0	0-0	0-0	0-0	0-2	0-0	0-0
#30 Antoine Bibeau	MAR	MAR	MAR	MAR	MAR	MAR	MAR	MAR	MAR	MAR	MAR	MAR	MAR	MAR	MAR	MAR	MAR	MAR	MAR	MAR
#34 James Reimer	DNP	1/13	0 (4/33)	W (3/27)	DNP	DNP	DNP	L (4/24)	DNP	DNP	W (1/44)	L (3/33)	0 (2/24)	0 (2/31)	W (2/38)	W (1/22)	W (2/45)	DNP	W (1/35)	W (1/34)
#45 Jonathan Bernier	L (2/28)	L (3/9)	DNP	DNP	L (2/33)	0 (1/35)	L (5/27)	DNP	L (2/25)	L (4/32)	DNP	INJ	INJ	INJ	INJ	DNP	DNP	L (4/30)	DNP	DNP

DND - Did not dress
 DNP - Did not play
 INJ - Injured

MAR - Toronto Marlies (AHL)
 SUS - Suspended
Man-games lost due to injury: This quarter: 21

GAME-BY-GAME RESULTS

	#21 Nov 21 @BOS	#22 Nov 23 BOS	#23 Nov 28 WSH	#24 Nov 30 EDM	#25 Dec 2 @WPG	#26 Dec 3 @MIN	#27 Dec 5 @STL	#28 Dec 8 NUJ	#29 Dec 15 TBL	#30 Dec 17 SJS	#31 Dec 19 LAK	#32 Dec 21 @COL	#33 Dec 22 @ARI	#34 Dec 27 @NYI	#35 Dec 29 NYI	#36 Dec 30 @PIT	#37 Jan 2 STL	#38 Jan 6 @ANA	#39 Jan 7 @LAK	#40 Jan 9 @SJS	#41 Jan 13 CBJ
#2 Matt Hunwick	0-0	0-0	0-0	0-0	0-0	0-0	0-0	0-0	0-0	0-0	0-2	0-0	0-0	0-0	0-0	0-0	0-1	0-0	0-0	0-0	0-0
#3 Dion Phaneuf	0-0	0-1	0-2	0-1	0-0	0-0	0-0	0-1	0-0	0-0	0-0	0-1	0-1	0-0	0-0	1-0	0-0	0-1	0-0	0-0	0-0
#15 P.A. Parenteau	0-0	0-1	0-0	0-0	0-0	0-0	1-0	1-0	0-2	0-1	0-0	0-1	0-1	0-1	1-0	0-0	2-0	0-0	0-0	0-0	0-0
#16 Nick Spaling	INJ	0-0	0-0	0-0	0-1	0-0	0-0	0-0	0-1	0-0	INJ	INJ	INJ	INJ	INJ	INJ	INJ	INJ	INJ	INJ	INJ
#19 Jeffrey Lupul	0-0	1-0	0-0	INJ	INJ	INJ	INJ	INJ	0-0	0-0	0-0	1-0	0-0	0-0	0-0	0-0	0-0	0-0	0-0	0-0	0-0
#20 Frank Corrado	DND	DND	DND	DND	DND	DND	DND	DND	0-0	0-1	DND	DND	0-0	DND	DND	DND	DND	DND	0-0	DND	DND
#21 James van Riemsdyk	0-0	0-1	0-1	0-3	0-0	0-0	0-0	1-0	1-1	1-0	0-0	1-2	1-0	1-0	0-1	0-1	1-0	0-1	0-0	0-0	0-0
#23 Shawn Matthias	0-0	0-1	0-0	0-0	0-0	0-0	0-1	0-0	0-0	0-0	0-1	0-0	0-0	0-0	1-1	0-0	0-0	0-1	0-0	0-0	0-0
#24 Peter Holland	0-0	0-0	1-0	0-0	0-0	0-0	0-1	0-0	0-0	1-1	0-0	0-1	0-0	0-0	0-2	0-0	1-0	0-0	1-0	0-0	0-0
#25 Rich Glone	MAR	MAR	MAR	MAR	DND	DND	MAR	MAR	MAR	MAR	MAR	DND	DND	MAR	MAR	MAR	MAR	MAR	MAR	MAR	MAR
#26 Daniel Wirtnik	0-0	DND	DND	0-0	0-1	0-0	0-0	0-0	1-0	0-2	0-0	0-0	0-0	0-0	0-0	0-0	0-0	0-0	0-0	0-0	0-0
#28 Brad Boyes	0-0	0-0	0-0	0-0	0-0	0-0	1-0	0-0	DND	DND	0-1	0-0	0-0	0-0	1-1	0-0	1-0	0-0	0-0	0-0	1-0
#33 Mark Arcobello	MAR	MAR	MAR	MAR	MAR	MAR	MAR	MAR	MAR	MAR	MAR	MAR	MAR	MAR	MAR	MAR	0-0	0-0	0-0	0-0	0-0
#36 Scott Harrington	0-0	0-0	MAR	MAR	MAR	MAR	MAR	MAR	MAR	MAR	MAR	MAR	MAR	MAR	MAR	MAR	MAR	MAR	MAR	MAR	MAR
#40 Michael Grabner	0-0	0-0	0-0	0-0	1-0	0-0	0-0	0-0	0-0	1-0	2-2	0-0	0-0	1-0	0-0	0-0	1-1	0-0	0-0	0-0	
#42 Tyler Bozak	0-0	1-1	0-0	0-0	0-0	0-0	0-1	0-1	1-1	0-1	0-0	3-0	0-1	1-0	0-0	0-1	0-0	0-2	0-0	0-0	
#43 Nazem Kadri	0-0	0-0	0-0	1-0	0-0	0-0	2-0	0-0	0-0	0-1	0-2	0-1	1-0	0-2	0-0	0-1	1-0	1-0	0-1	0-0	
#44 Morgan Rielly	0-0	0-1	0-0	0-0	0-0	0-0	0-1	0-0	1-0	0-0	0-1	0-0	0-1	0-1	0-0	0-0	0-0	0-0	0-0	0-0	
#46 Roman Polak	0-0	0-0	0-0	0-0	0-0	0-0	0-2	0-1	0-1	0-0	0-0	0-0	0-0	0-1	0-0	0-0	0-0	0-1	0-0	0-0	
#47 Leo Komarov	0-0	1-0	1-0	2-0	0-0	0-0	0-2	0-0	0-1	1-0	2-1	2-1	0-0	0-0	0-0	0-1	0-2	0-1	0-0	0-0	
#51 Jake Gardiner	0-0	0-0	0-0	0-1	0-0	0-0	0-0	0-0	0-0	0-0	0-0	0-4	0-0	0-0	0-1	1-0	0-1	0-0	0-0	0-0	
#52 Martin Marinčin	DND	DND	0-0	0-0	0-0	0-0	0-0	0-0	DND	DND	0-0	0-0	0-0	0-0	0-0	0-0	0-0	0-0	0-0	0-0	
#56 Byron Froese	0-0	0-0	0-0	0-0	0-0	0-0	0-0	0-0	0-0	0-0	1-0	0-0	0-0	0-0	0-0	0-0	0-0	0-0	0-0	0-0	
#30 Antoine Bibeau	MAR	MAR	MAR	MAR	MAR	MAR	DNP	DNP	MAR	MAR	DNP	DNP	DNP	MAR	MAR	DNP	DNP	DNP	DNP	DNP	MAR
#31 Garret Sparks	MAR	MAR	DNP	W(10/24)	MAR	DNP	W(1/28)	W(2/27)	DNP	W(2/15)	INJ	INJ	INJ	INJ	INJ	INJ	INJ	INJ	INJ	INJ	MAR
#34 James Reimer	L(1/36)	0(3/29)	INJ	INJ	DNP	L(1/28)	INJ	INJ	INJ	INJ	INJ	INJ	INJ	DNP	0(6)	INJ	INJ	DNP	L(2/41)	DNP	L(2/21)
#45 Jonathan Bernier	DNP	DNP	L(4/23)	DNP	MAR	MAR	MAR	MAR	0(5/27)	0(3/29)	W(10/26)	W(4/28)	L(3/26)	W(1/26)	L(6/15)	W(2/41)	W(1/40)	W(10/39)	DNP	L(7/31)	DNP

DND - Did not dress
DNP - Did not play
INJ - Injured

MAR - Toronto Marlies (AHL)
SUS - Suspended
Man-games lost due to injury: This quarter: 43

GAME-BY-GAME RESULTS

#2 Matt Hunwick	#42 Jan. 15 CHI*	#43 Jan. 16 @BOS*	#44 Jan. 19 @PHI*	#45 Jan. 21 CAR*	#46 Jan. 23 MTL	#47 Jan. 26 @FLA*	#48 Jan. 28 @TBL	#49 Feb. 2 @BOS	#50 Feb. 4 NJD	#51 Feb. 6 @OTT	#52 Feb. 9 @CGY	#53 Feb. 11 @EDM	#54 Feb. 13 @VAN	#55 Feb. 15 @CHI	#56 Feb. 18 NYR	#57 Feb. 20 PH	#58 Feb. 23 NSH	#59 Feb. 25 CAR	#60 Feb. 27 @MTL	#61 Feb. 29 TBL
	0-0	0-0	1-0	0-0	0-0	0-0	0-0	0-1	0-0	0-0	0-1	0-0	0-0	0-0	1-0	0-0	0-0	1-0	0-0	0-0
	0-0	0-1	0-1	0-0	0-0	0-0	0-0	0-0	0-1	0-1	0-1	0-0	0-0	0-0	0-0	0-0	0-0	0-0	0-0	0-0
#8 Connor Carrick	MAR	MAR	MAR	MAR	MAR	MAR	MAR	MAR	MAR	MAR	MAR	MAR	MAR	MAR	MAR	MAR	MAR	MAR	MAR	MAR
#11 Zach Hymn	MAR	MAR	MAR	MAR	MAR	MAR	MAR	MAR	MAR	MAR	MAR	MAR	MAR	MAR	MAR	MAR	MAR	MAR	MAR	MAR
#15 P.A. Parenteau	0-1	0-0	0-1	0-0	0-0	0-0	0-0	1-0	0-1	1-0	0-0	0-0	0-1	1-1	0-0	0-0	0-0	0-0	0-0	0-0
#16 Nick Spaling	INJ	INJ	INJ	INJ	INJ	INJ	INJ	0-0	0-0	0-0	0-0	0-0	0-1	0-0	0-0	1-1	0-0	0-0	0-0	0-0
#19 Jeffrey Lupul	0-0	0-0	1-0	0-0	0-0	0-0	0-0	0-0	0-0	0-0	0-2	0-0	0-0	0-0	0-0	0-0	0-0	0-0	0-0	0-0
#20 Frank Corrado	DND	DND	DND	DND	DND	DND	DND	0-0	0-0	0-0	0-2	0-0	0-0	0-0	0-0	0-0	0-0	0-0	0-0	0-0
#21 James van Riemsdyk	INJ	INJ	INJ	INJ	INJ	INJ	INJ	INJ	INJ	INJ	INJ	INJ	INJ	INJ	INJ	INJ	INJ	INJ	INJ	INJ
#23 Brooks Laich	WSH	WSH	WSH	WSH	WSH	WSH	WSH	WSH	WSH	WSH	WSH	WSH	WSH	WSH	WSH	WSH	WSH	WSH	WSH	WSH
#23 Shawn Matthias	0-1	1-0	0-0	0-0	0-0	0-0	0-0	0-1	1-0	0-0	0-0	0-0	0-0	0-0	0-0	1-0	0-0	0-0	0-0	0-0
#24 Peter Holland	0-0	0-0	0-1	0-0	0-0	0-1	0-0	0-0	0-1	0-0	1-0	0-0	0-0	0-0	0-0	1-0	0-2	0-0	0-0	0-0
#25 Rich Clune	DNP	0-0	0-0	0-0	0-0	0-0	0-0	0-0	0-0	MAR	0-1	0-0	0-1	0-0	0-0	0-1	0-0	0-0	0-0	0-0
#26 Ben Smith	SJS	SJS	SJS	SJS	SJS	SJS	SJS	SJS	SJS	SJS	SJS	SJS	SJS	SJS	SJS	SJS	SJS	SJS	SJS	SJS
#26 Daniel Wirmik	0-0	DND	0-0	0-0	0-0	0-0	0-0	1-0	0-0	0-1	0-0	0-0	0-1	0-0	0-0	0-0	0-0	0-0	0-0	0-0
#28 Brad Boyes	0-0	0-0	0-1	0-0	0-0	DND	DND	DND	DND	0-0	0-0	0-1	1-0	0-1	0-1	0-1	0-0	1-0	0-1	0-0
#32 Josh Leivo	0-0	0-0	DND	DND	DND	DND	DND	MAR	MAR	MAR	1-0	1-0	0-0	0-0	0-0	0-0	1-0	0-0	0-0	0-0
#33 Mark Arcobello	MAR	MAR	MAR	MAR	MAR	MAR	MAR	MAR	MAR	MAR	0-0	0-0	0-0	0-0	0-1	0-0	0-0	0-0	0-0	0-0
#36 Scott Harrington	MAR	MAR	MAR	MAR	MAR	MAR	MAR	MAR	MAR	MAR	MAR	MAR	MAR	MAR	MAR	MAR	MAR	MAR	MAR	MAR
#37 Kasper Kapanen	MAR	MAR	MAR	MAR	MAR	MAR	MAR	MAR	MAR	MAR	MAR	MAR	MAR	MAR	MAR	MAR	MAR	MAR	MAR	MAR
#38 Colin Greening	OTT	OTT	OTT	OTT	OTT	OTT	OTT	OTT	OTT	OTT	OTT	OTT	OTT	OTT	OTT	OTT	OTT	OTT	OTT	OTT
#39 William Mander	MAR	MAR	MAR	MAR	MAR	MAR	MAR	MAR	MAR	MAR	MAR	MAR	MAR	MAR	MAR	MAR	MAR	MAR	MAR	MAR
#40 Michael Grabner	0-0	0-0	0-0	0-0	0-0	0-0	0-0	0-0	0-0	0-0	0-0	0-0	0-0	0-0	0-0	0-0	0-0	0-0	0-0	0-0
#41 Nikita Sostnikov	MAR	MAR	MAR	MAR	MAR	MAR	MAR	MAR	MAR	MAR	MAR	MAR	MAR	MAR	MAR	MAR	MAR	MAR	MAR	MAR
#42 Tyler Bozak	0-0	0-1	0-1	0-0	0-0	0-0	0-0	0-0	1-1	0-0	0-0	0-0	0-0	0-0	0-0	0-0	0-0	0-0	0-0	0-0
#43 Nazem Kadri	0-0	0-1	0-1	0-0	0-0	1-0	0-0	1-1	0-0	0-0	0-0	0-0	0-0	0-0	0-0	0-0	0-2	0-1	0-0	1-0
#44 Morgan Rielly	1-0	0-0	0-0	0-0	0-0	0-0	0-0	0-1	0-0	0-0	0-0	0-0	0-0	0-1	0-0	0-0	1-0	0-1	0-0	0-1
#46 Roman Polak	0-0	0-0	1-0	0-0	0-0	0-0	0-0	0-2	0-0	0-0	0-0	0-0	0-0	0-0	0-0	0-1	0-0	0-0	0-0	0-0
#47 Leo Komarov	0-0	1-0	0-0	0-0	0-0	0-0	0-0	1-1	0-0	0-0	0-0	0-1	1-0	0-0	0-0	0-0	DNP	DNP	0-0	0-0
#49 Brentan Leipsic	MAR	MAR	MAR	MAR	MAR	MAR	MAR	MAR	MAR	MAR	MAR	MAR	MAR	MAR	MAR	MAR	MAR	MAR	MAR	MAR
#50 Stuart Percy	MAR	MAR	MAR	MAR	MAR	MAR	MAR	MAR	MAR	MAR	MAR	MAR	MAR	MAR	MAR	MAR	MAR	MAR	MAR	MAR
#51 Jake Gardiner	0-0	0-0	0-0	0-0	0-0	0-1	0-0	0-1	0-0	0-0	1-0	1-0	0-2	0-0	0-0	0-0	0-0	0-1	0-0	0-1
#52 Martin Marinčin	0-0	0-0	0-0	0-0	0-0	0-0	DND	DND	DND	DND	0-0	0-1	0-0	0-0	0-1	0-0	0-0	0-0	0-0	0-0
#55 Viktor Loov	MAR	MAR	MAR	MAR	MAR	MAR	MAR	MAR	MAR	MAR	MAR	MAR	MAR	MAR	MAR	MAR	MAR	MAR	MAR	MAR
#56 Byron Froese	0-0	0-0	0-0	0-0	0-0	0-0	0-0	0-0	0-0	0-0	0-0	0-0	0-0	0-0	0-0	1-0	0-0	0-0	0-0	0-0
#30 Antoine Bibeau	MAR	MAR	MAR	MAR	MAR	MAR	MAR	MAR	MAR	MAR	MAR	MAR	MAR	MAR	MAR	MAR	MAR	MAR	MAR	MAR
#31 Garret Sparks	MAR	MAR	MAR	MAR	MAR	MAR	MAR	MAR	MAR	MAR	MAR	MAR	MAR	MAR	MAR	MAR	MAR	MAR	MAR	MAR
#34 James Reimer	L(3/28)	DNP	W(2/33)	0(1/41)	0(2/29)	L(5/27)	DNP	W(3/42)	W(2/34)	L(3/8)	L(4/22)	DNP	W(2/19)	L(7/32)	DNP	0(2/15)	L(3/26)	DNP	SJS	SJS
#45 Jonathan Bernier	DNP	L(3/45)	DNP	DNP	DNP	DNP	L(1/29)	DNP	DNP	(3/17)	DNP	L(4/34)	DNP	DNP	L(3/19)	(3/13)	DNP	W(1/31)	L(4/36)	DNP

DND - Did not dress
DNP - Did not play
US - Suspended

MAR - Toronto Marlies (AHL)
OTT - Ottawa Senators

SJS - San Jose Sharks
WSH - Washington Capitals

INJ - Injured

Man-games lost due to injury: This quarter: 58

2015-16 TRANSACTIONS

2015

Sep. 20	Loaned the following players to the Toronto Marlies (AHL): : Eric Faille, T.J. Foster, Justin Holl, Justin Johnson, Max Nicastro, Jack Rodewald, Matt Rupert, Ryan Rupert, Nikolai Skladnichenko and Brady Vail Assigned the following players to their respective junior teams: Stephen Desrocher (Oshawa - OHL), Cody Donaghey (Halifax - QMJHL), Martins Dzierkals (Rouyn-Noranda - QMJHL), Aiden Jamieson (London - OHL), Michael Joly (Rimouski - QMJHL), and Lucas Peressini (Kingston - OHL).
Sep. 23	Loaned the following players to the Toronto Marlies (AHL): Casey Bailey, Frederik Gauthier, Brendan Leipsic and Josh Leivo. Assigned the following players to their respective junior teams: Travis Dermott (Erie - OHL), Andrew Nielsen (Lethbridge - WHL) and Dmytro Timashov (Quebec - QMJHL).
Sep. 27	Loaned Rob Madore to the Toronto Marlies (AHL) and assigned Mitch Marner to London (OHL). Signed Brad Boyes to an NHL contract.
Sep. 29	Signed Andrew Campbell to a two-way contract.
Oct. 4	Loaned the following players to the Toronto Marlies (AHL): T.J. Brennan, Antoine Bibeau, Connor Brown, Andrew Campbell, Sam Carrick, Rich Clune, Matt Frattin, Byron Froese, Zach Hyman, Kasperii Kapanen, Viktor Loov, William Nylander, Stuart Percy, Nikita Soshnikov, Garret Sparks and Rinat Valiev.
Oct. 6	Claimed Frank Corrado off of waivers from Vancouver. Waived Richard Panik.
Oct. 22	Loaned Frank Corrado to the Toronto Marlies (AHL) on a conditioning stint.
Oct. 23	Recalled Byron Froese from the Toronto Marlies (AHL).
Oct. 29	Signed Rich Clune to an NHL contract.
Oct. 30	Loaned Mark Arcobello to the Toronto Marlies (AHL).
Nov. 3	Recalled Antoine Bibeau from the Toronto Marlies (AHL) on an emergency basis.
Nov. 5	Recalled Frank Corrado from the Toronto Marlies (AHL).
Nov. 7	Loaned Rich Clune to the Toronto Marlies (AHL).
Nov. 11	Loaned Antoine Bibeau to the Toronto Marlies (AHL).
Nov. 28	Recalled Garret Sparks from the Toronto Marlies (AHL). Loaned Scott Harrington to the Toronto Marlies (AHL).
Dec. 1	Recalled Rich Clune from the Toronto Marlies (AHL).
Dec. 2	Loaned Jonathan Bernier to the Toronto Marlies (AHL) on a conditioning stint.
Dec. 4	Recalled Antoine Bibeau from the Toronto Marlies (AHL). Loaned Rich Clune from the Toronto Marlies (AHL).
Dec. 10	Loaned Antoine Bibeau to the Toronto Marlies (AHL).
Dec. 19	Recalled Antoine Bibeau from the Toronto Marlies (AHL). Loaned Garret Sparks to the Toronto Marlies (AHL).
Dec. 20	Recalled Rich Clune and Garret Sparks from the Toronto Marlies (AHL).
Dec. 22	Loaned Antoine Bibeau and Rich Clune to the Toronto Marlies (AHL).
Dec. 30	Recalled Mark Arcobello from the Toronto Marlies (AHL). Recalled Antoine Bibeau from the Toronto Marlies (AHL) on an emergency basis.

2015-16 TRANSACTIONS

2016

Jan. 3	Acquired Jeremy Morin from the Chicago Blackhawks in exchange for Richard Panik.
Jan. 4	Recalled Mark Arcobello and Antoine Bibeau from the Toronto Marlies (AHL).
Jan. 11	Recalled Josh Leivo from the Toronto Marlies (AHL). Loaned Mark Arcobello, Antoine Bibeau and Garret Sparks to the Toronto Marlies (AHL).
Jan. 14	Recalled Rich Clune from the Toronto Marlies (AHL).
Jan. 28	Loaned Josh Leivo to the Toronto Marlies (AHL).
Feb. 4	Loaned Rich Clune to the Toronto Marlies (AHL).
Feb. 8	Recalled Mark Arcobello, Rich Clune and Josh Leivo from the Toronto Marlies (AHL).
Feb. 9	Acquired Jared Cowen, Milan Michalek, Colin Greening, Tobias Lindberg, and a 2017 second-round draft pick from the Ottawa Senators in exchange for Casey Bailey, Cody Donaghey, Matt Frattin, Dion Phaneuf and Ryan Rupert.
Feb. 13	Recalled Brendan Leipsic and Jeremy Morin from the Toronto Marlies (AHL) on an emergency basis.
Feb. 18	Recalled Viktor Loov from the Toronto Marlies (AHL).
Feb. 21	Acquired a fourth-round selection in the 2016 Entry Draft and Colin Smith from the Colorado Avalanche in exchange for Shawn Matthias
Feb. 22	Acquired second-round selections in the 2017 and 2018 Entry Drafts as well as Raffi Torres from the San Jose Sharks in exchange for Roman Polak and Nick Spaling. Recalled Brendan Leipsic and Stuart Percy from the Toronto Marlies (AHL).
Feb. 26	Loaned Rich Clune and Viktor Loov to the Toronto Marlies (AHL).
Feb. 27	Acquired Alex Stalock, Ben Smith and a conditional fourth-round selection in the 2018 Entry Draft from the San Jose Sharks in exchange for James Reimer and Jeremy Morin. Recalled Rich Clune from the Toronto Marlies (AHL).
Feb. 28	Acquired a second-round selection in the 2016 NHL Entry Draft, Connor Carrick and Brooks Laich from the Washington Capitals in exchange for Daniel Winnik and Anaheim's fifth-round selection in the 2016 Entry Draft.
Feb. 29	Recalled Connor Carrick, Zach Hyman, Kasper Kapanen, William Nylander, Nikita Soshnikov and Ben Smith from the Toronto Marlies (AHL). Loaned Mark Arcobello, Brendan Leipsic, Josh Leivo and Stuart Percy to the Toronto Marlies (AHL).
Mar. 3	Recalled Brendan Leipsic from the Toronto Marlies (AHL) on an emergency basis.
Mar. 6	Loaned Kasper Kapanen and Brendan Leipsic to the Toronto Marlies (AHL).
Mar. 8	Recalled Viktor Loov from the Toronto Marlies (AHL) on an emergency basis.
Mar. 9	Recalled T.J. Brennan from the Toronto Marlies (AHL) on an emergency basis.
Mar. 11	Recalled Rinat Valiev from the Toronto Marlies (AHL) on an emergency basis. Loaned T.J. Brennan to the Toronto Marlies (AHL).
Mar. 17	Recalled Connor Brown from the Toronto Marlies (AHL) on an emergency basis.
Mar. 19	Recalled Frederik Gauthier and Josh Leivo from the Toronto Marlies (AHL) on an emergency basis.
Mar. 22	Loaned Frederik Gauthier to the Toronto Marlies (AHL).
Mar. 25	Loaned Josh Leivo to the Toronto Marlies (AHL).
Mar. 28	Signed Kasimir Kaskisuo to a two-year entry level contact.
Mar. 31	Recalled T.J. Brennan, Andrew Campbell, Kasper Kapanen and Tobias Lindberg from the Toronto Marlies (AHL). Loaned Connor Brown, Connor Carrick, Zach Hyman and Rinat Valiev to the Toronto Marlies (AHL).
Apr. 2	Recalled Frederik Gauthier from the Toronto Marlies (AHL) on an emergency basis.
Apr. 4	Recalled Rich Clune from the Toronto Marlies (AHL). Loaned Viktor Loov and Nikita Soshnikov to the Toronto Marlies (AHL).
Apr. 6	Recalled Sam Carrick from the Toronto Marlies (AHL) on an emergency basis. Loaned Rich Clune to the Toronto Marlies (AHL)

INDIVIDUAL RECORDS

THE MOST

Most points, game:

Most points, period:

Most goals, game:

Most goals, period:

Most assists, game:

Most assists, period:

Most shots, game:

Most powerplay goals, game:

Most powerplay goals, period:

Most PIM, game:

Most PIM, period:

HOME

4, Grabner, 12/19 vs. LAK; Kadri, 3/24
Vs. ANA

3, Grabner, 12/19 vs. LAK

2, Several Players

2, Several Players

3, Holland, 11/17 vs. COL; van
Riemsdyk, 11/30 vs. EDM

2, Several Players

7, Several Players

1, Several Players

1, Several Players

12, Hyman, 3/19 vs. BUF

12, Hyman, 3/19 vs. BUF

ROAD

4, Gardiner, 12/21 at COL

3, Bozak and van Riemsdyk, 12/21 at COL

3, Bozak, 12/21 at COL; Kadri, 3/29 at FLA

3, Bozak, 12/21 at COL (3rd)

4, Gardiner, 12/21 at COL

2, Several Players

8, Lupul, 10/24 at MTL; Kadri, 1/6 at ANA

2, Komarov, 12/21 at COL

2, Kadri, 3/29 at FLA

15, Polak, 1/7 at LAK

15, Polak, 1/7 at LAK

Most multiple point games (overall): Kadri-10, Komarov-8, Bozak-7, Parenteau-6, Gardiner-5, Rielly-5, Holland-4, Nylander-4, van Riemsdyk-4, Grabner-3, Phaneuf-3, Boyes-2, Brown-2, Corrado-2, Lupul-2, Greening-2, Michalek-2, Polak-2, Winnik-2, Arcobello-1, Froese-1, Hyman-1, Hunwick-1, Marincin-1, Matthias-1, Smith-1, Spaling-1

Most multiple goal games (overall): Komarov-4, Kadri-3, Bozak-2, Parenteau-2, Arcobello-1, Grabner-1, Greening-1, Lupul-1

Most multiple assist games (overall): Kadri-7, Rielly-5, Gardiner-4, Holland-3, Bozak-2, Komarov-2, Nylander-2, Parenteau-2, Phaneuf-2, Polak-2, van Riemsdyk-2, Winnik-2, Brown-1, Corrado-1, Froese-1, Grabner-1, Hunwick-1, Marincin-1, Michalek-1

THE FASTEST

Fastest goal, start of game:

Fastest goal against, start of game:

Fastest goal, start of period:

Fastest goal against, start of period:

Fastest two goals:

HOME

0:25, 1st, Komarov, 3/7 vs. BUF

1:24, 1st, Stempniak, 12/8 vs. NJD

0:19, 2nd, van Riemsdyk, 10/7 vs. MTL

0:21, 3rd, Panarin, 1/15 vs. CHI

9:36, 3rd, Grabner, 12/19 vs. LAK

ROAD

1:28, Parenteau, 10/21 at BUF

0:19, 1st, Smith, 2/6 at OTT

0:29, 2nd, Gardiner, 10/16 at CBJ

0:19, 1st, Smith, 2/6 at OTT

0:17, 2nd, Arcobello, 2/13 at VAN

THE LONGEST (INDIVIDUAL)

Longest goal streak (home):

Longest goal streak (road):

Longest goal streak (overall):

4, Komarov (11/17 to 11/30)

3, van Riemsdyk (12/21 to 12/27)

3, Komarov (11/23 to 11/30); van Riemsdyk (12/8 to 12/17)

Longest assist streak (home):

Longest assist streak (road):

Longest assist streak (overall):

6, Bozak (11/2 to 11/23)

3, Matthias (3/16 to 3/20), Parenteau (12/21 to 12/27), Rielly (10/30 to 11/10)

4, Bozak (12/5 to 12/17)

Longest point streak (home):

Longest point streak (road):

Longest point streak (overall):

8, van Riemsdyk (11/14 to 12/17)

7 Kadri (12/5 to 1/7)

7, van Riemsdyk (12/21 to 1/6)

Longest winning streak, goaltender (home):

Longest winning streak, goaltender (road):

Longest winning streak, goaltender (overall):

3, Sparks (3/9 to 3/24)

4, Reimer (3/8 to 4/5)

5, Reimer (11/10 to 11/20)

Longest winless streak, goaltender (home):

Longest winless streak, goaltender (road):

Longest winless streak, goaltender (overall):

5, Bernier (10/7 to 12/17), Reimer (11/23 to 1/23)

6, Bernier (10/9 to 11/15 and 1/9 to 3/2)

11, Bernier, (10/7 to 12/17)

Longest losing streak, goaltender (home):

Longest losing streak, goaltender (road):

Longest losing streak, goaltender (overall):

3, Bernier (10/7 to 11/28)

6, Bernier (1/9 to 3/2)

5 (3), Bernier (10/28 to 11/28), (1/9 to 2/18); Sparks (3/28 to 4/9)

TEAM RECORDS

THE MOST

Most goals, game**:

Most goals, period:

Most goals against, game**:

Most goals against, period:

Most shots, game:

Most shots, period*:

Most shots against, game:

Most shots against, period*:

Fewest shots, game:

Fewest shots, period*:

Fewest shots against, game:

Fewest shots against, period*:

Most power play goals, game:

Most power play goals against, game:

Most PIM, game, Leafs:

Most PIM, game, opponent:

Largest margin of victory:

Largest margin of defeat:

*Does not include overtime

**Does not include shootout

HOME

6, 3/24 vs. ANA

4 12/19 vs. LAK (3rd)

6, 12/29 vs. NYI

3 (6), 10/10 vs. OTT (2nd), 11/28 vs. WSH (2nd), 12/29 vs. NYI (2nd & 3rd), 4/4 vs. FLA (2nd), 4/6 vs. CBJ (3rd)

43, 3/5 vs. OTT

17, 1/13 vs. CBJ (3rd)

45, 11/14 vs. VAN

25, 11/14 vs. VAN (3rd)

19, 1/23 vs MTL

3 (2), 11/30 vs. EDM (1st), 1/23 vs. MTL (1st)

20, 2/18 vs. NYR

3 (3), 11/6 vs. DET (2nd), 3/10 vs. BUF (1st), 3/21 vs. CGY (1st)

4, 11/17 vs. COL

3, 10/10 vs. OTT

20, 3/19 vs. BUF

20, 3/24 vs. ANA

5, 12/19 vs. LAK

4 (2), 10/31 vs. PIT, 4/6 vs. CBJ

ROAD

7, 12/21 at COL

4, 12/21 at COL (3rd)

7 (2), 1/9 at SJS, 2/15 at CHI

4 (4), 10/24 at MTL (2nd), 12/2 at WPG (3rd), 1/9 at SJS (2nd), 2/15 at CHI (3rd)

52, 10/24 at MTL

23, 10/24 at MTL (2nd)

45, 1/16 at BOS

20, 12/31 at PIT (2nd)

20, 4/9 at NJD

3, 12/21 at COL (2nd)

17, 3/12 at OTT

2, 12/5 at STL (2nd)

3 (2), 12/21 at COL, 3/29 at FLA

4, 2/15 at CHI

22 (2), 1/26 at FLA, 2/11 at EDM

31, 1/6 at ANA

4, 1/6 at ANA

7, 1/9 at SJS

STREAKS:

Longest winning streak:

3 games (11/10 to 11/14), (12/30 to 1/6), (3/19 to 3/24)

Longest home winning streak:

3 games (3/19 to 3/24)

Longest road winning streak:

3 games (12/27 to 1/6)

Longest winless streak:

6 games, (10/17 to 10/31), (2/27 to 3/7)

Longest home winless streak:

5 games (12/29 to 1/23)

Longest road winless streak:

5 games (10/17 to 11/7)

Longest losing streak:

5 games (1/7 to 1/16), (2/27 to 3/5)

Longest home losing streak:

4 games (3/26 to 4/6)

Longest road losing streak:

4 games (2/15 to 3/12)

Fastest two goals:

0:17, 2/13 at VAN - Arcobello (4:27, 2nd), Arcobello (4:44, 2nd)

Fastest three goals:

3:53, 12/19 vs. LAK - Grabner (13:34, 3rd), Komarov (16:38, 3rd), Froese (17:27, 3rd)

Fastest four goals:

13:29, 12/19 vs. LAK - Grabner (3:58, 3rd), Grabner, 13:34, 3rd), Komarov (16:38, 3rd), Froese (17:27, 3rd)

Fastest five goals:

24:17, 12/21 at COL - Komarov (12:03, 2nd), Bozak (0:49, 3rd), Bozak (6:47, 3rd), van Riemsdyk (10:40, 3rd), Bozak (16:20, 3rd)

REGULAR SEASON STATISTICS

PLAYER	POS	GP	G	A	P	+/-	PIM	PP	SH	GW	OT	S	S%	TOI/G	SFT/G	FO%
Nazem Kadri	C	76	17	28	45	-15	73	4	0	2	1	260	6.5	18:16	25.0	49.2
P.A. Parenteau	R	77	20	21	41	0	68	7	0	3	1	168	11.9	16:15	22.5	22.2
Leo Komarov	C	67	19	17	36	-12	40	4	1	2	0	130	14.6	17:50	26.8	48.8
Morgan Rielly	D	82	9	27	36	-17	28	2	1	0	0	167	5.4	23:13	30.4	0.0
Tyler Bozak	C	57	12	23	35	-9	18	3	0	1	0	99	12.1	17:20	24.5	56.4
Jake Gardiner	D	79	7	24	31	-15	32	1	0	2	1	122	5.7	20:37	27.6	100.0
James van Riemsdyk	L	40	14	15	29	3	6	5	0	0	0	129	10.9	17:45	25.4	50.0
Peter Holland	C	65	9	18	27	-16	28	5	0	1	0	138	6.5	14:39	20.6	46.5
Dion Phaneuf	D	51	3	21	24	-4	67	0	0	0	0	116	2.6	22:01	30.4	0.0
Brad Boyes	R	60	8	16	24	-6	12	2	0	1	0	85	9.4	11:58	17.5	64.3
Michael Grabner	R	80	9	9	18	-4	12	0	1	2	0	116	7.8	14:28	22.7	23.1
Shawn Matthias	C	51	6	11	17	-10	12	0	0	1	0	66	9.1	13:00	19.7	31.3
Colin Greening	C	30	7	8	15	-2	13	1	0	0	0	56	12.5	14:25	19.1	61.9
Daniel Winnik	L	56	4	10	14	-3	16	0	0	0	0	85	4.7	14:15	20.9	37.5
Joffrey Lupul	L	46	11	3	14	-10	12	2	0	2	0	102	10.8	14:37	21.3	0.0
William Nylander	C	22	6	7	13	1	4	1	0	1	0	43	14.0	16:20	21.5	49.1
Roman Polak	D	55	1	12	13	8	56	0	0	0	0	56	1.8	19:44	25.8	100.0
Matt Hunwick	D	60	2	8	10	-17	32	0	0	1	0	74	2.7	22:33	30.1	0.0
Brooks Laich	C	21	1	6	7	-6	2	0	0	0	0	35	2.9	13:58	20.7	44.8
Nick Spaling	C	35	1	6	7	-7	18	0	0	0	0	32	3.1	15:15	22.9	51.0
Martin Marincin	D	65	1	6	7	-3	34	0	0	0	0	55	1.8	16:46	22.6	0.0
Ben Smith	R	16	2	4	6	3	0	0	0	1	0	16	12.5	14:22	21.9	56.5
Connor Brown	R	7	1	5	6	-2	0	1	0	0	0	11	9.1	14:58	20.1	0.0
Zach Hyman	C	16	4	2	6	0	18	0	0	0	0	37	10.8	15:41	22.5	33.3
Frank Corrado	D	39	1	5	6	-12	26	0	0	0	0	46	2.2	14:27	21.4	0.0
Milan Michalek	L	13	1	5	6	-1	6	0	0	0	0	8	12.5	14:25	18.8	33.3
Josh Leivo	L	12	5	0	5	2	6	1	0	1	0	20	25.0	12:19	17.0	50.0
Byron Froese	C	56	2	3	5	-11	16	0	0	0	0	64	3.1	12:37	19.9	48.3
Nikita Soshnikov	R	11	2	3	5	-4	6	1	0	0	0	33	6.1	15:37	22.4	0.0
Connor Carrick	D	16	2	2	4	-3	15	0	0	1	0	19	10.5	16:32	22.3	0.0
Mark Arcobello	R	20	3	1	4	0	0	0	0	0	0	43	7.0	12:40	19.9	54.5
Rich Clune	L	19	0	4	4	1	22	0	0	0	0	10	0.0	08:05	13.5	0.0
Brendan Leipsic	L	6	1	2	3	-1	2	0	0	1	0	11	9.1	14:14	21.0	66.7
Viktor Loov	D	4	0	2	2	4	0	0	0	0	0	1	0.0	10:27	16.8	0.0
Tobias Lindberg	R	6	0	2	2	0	4	0	0	0	0	12	0.0	15:50	21.5	0.0
Frederik Gauthier	C	7	0	1	1	-5	0	0	0	0	0	3	0.0	13:50	20.3	47.3
Scott Harrington	D	15	0	1	1	0	4	0	0	0	0	9	0.0	13:05	20.1	0.0

GOALTENDER	GP	GS	W	L	T	OT	SA	GA	GAA	SV	SV%	SO	G	A	PIM
Jonathan Bernier	38	36	12	21	3	1114	1011	103	.908	2.88	2146:46	3	0	0	2
James Reimer	32	29	11	12	7	920	845	75	.918	2.49	1809:01	0	0	0	0
Garret Sparks	17	17	6	9	1	456	407	49	.893	3.02	974:57	1	0	0	0

SHOOTOUT STATISTICS

RECORD: 6 WINS – 6 LOSSES

WINS

Date	Score	Opponent	Goaltenders	Game Deciding Goal	Rounds
Nov. 12	2-1	at Nashville	Reimer/Rinne	Holland	5
Nov. 20	2-1	at Carolina	Reimer/Ward	Lupul	5
Dec. 8	3-2	vs. New Jersey	Sparks/Schneider	Kadri	5
Dec. 30	3-2	at Pittsburgh	Bernier/Murray	Parenteau	3
Feb. 4	3-2	vs. New Jersey	Reimer/Kinkaid	Parenteau	3
Mar. 9	4-3	vs. NY Islanders	Sparks/Greiss	Soshnikov	4

LOSES

Date	Score	Opponent	Goaltenders	Game Deciding Goal	Rounds
Oct. 10	4-5	vs. Ottawa	Reimer/Anderson	Hoffman	3
Oct. 21	1-2	at Buffalo	Bernier/Johnson	Moulson	5
Nov. 7	2-3	at Washington	Reimer/Holtby	Ovechkin	4
Nov. 23	3-4	vs. Boston	Reimer/Rask	Krejci	3
Jan. 23	2-3	vs. Montreal	Reimer/Condon	Eller	5
Mar. 7	3-4	vs. Buffalo	Sparks/Johnson	Reinhart	3

Goaltender Statistics

Goaltender	Attempts Faced	Saves	Percentage	Wins	Losses
James Reimer	28	21	.750	3	4
Garret Sparks	11	9	.818	2	1
Jonathan Bernier	8	5	.625	1	1
TORONTO TOTALS	47	35	.745	6	6

Shooter Statistics

Player	Attempts	Goals	Percentage	GDG
P.A. Parenteau	11	4	36.4	2
Peter Holland	9	4	44.4	1
Tyler Bozak	7	1	14.3	0
Nazem Kadri	7	1	14.3	1
Joffrey Lupul	7	1	14.3	1
William Nylander	2	0	0.0	0
James van Riemsdyk	2	0	0.0	0
Brad Boyes	1	0	0.0	0
Nikita Soshnikov	1	1	100.0	1
TORONTO TOTALS	47	12	25.5	6

LAST TIME THE MAPLE LEAFS

SHUTOUTS

Earned shutout, home:
Earned shutout, road:
Shut out, won in shootout:
Shut out, lost in shootout (home):
Shut out, lost in shootout (road):
Shut out, home:
Shut out, road:
Played in a 0-0 game, home:
Played in a 0-0 game, road:
Earned shutout, consecutive games:

Earned shutout, consecutive games on consecutive days
Earned shutout, consecutive games (home):

Earned shutout, consecutive games (road): (three games)

One goaltender, earned shutout, consecutive games:
Earned shutout, consecutive games: vs. same opponent
Shut out in consecutive games:

Shut out in consecutive games on consecutive days:

Dec. 19, 2015 vs. Los Angeles, 5-0 by Jonathan Bernier
Mar. 13, 2016 at Detroit, 1-0 by Jonathan Bernier
Never
Mar. 10, 2012 vs. Philadelphia, 0-1 (shootout loss) by Jonas Gustavsson
Oct. 17, 2008 at NY Rangers, 0-1 (shootout loss) by Vesa Toskala
Jan. 21, 2016 vs. Carolina, 1-0 by Eddie Lack
Mar. 28, 2016 at Tampa Bay, 3-0 by Ben Bishop
Dec. 21, 1987 vs. Minnesota (MIN: Kari Takko, TOR: Allan Bester)
Nov. 4, 2000 at St. Louis (TOR: Curtis Joseph, STL: Roman Turek)
Feb. 16, 2013 vs. Ottawa, 3-0 by Ben Scrivens &
Feb. 18, 2013 at Florida, 3-0 by Ben Scrivens
Apr. 2, 2004 at Buffalo, 2-0 by Ed Belfour &
Apr. 3, 2004 at Ottawa, 6-0 by Ed Belfour
Jan. 23, 2012 vs. NY Islanders, 3-0 by Jonas Gustavsson &
Feb. 1, 2012 vs. Pittsburgh, 1-0 by James Reimer
Mar. 25, 2004 at Boston, 3-0 by Ed Belfour &
Apr. 2, 2004 at Buffalo, 2-0 by Ed Belfour &
Apr. 3, 2004 at Ottawa, 6-0 by Ed Belfour
Feb. 16, 2013 vs. Ottawa, 3-0 by Ben Scrivens &
Feb. 18, 2013 at Florida, 3-0 by Ben Scrivens
Nov. 23, 2002 vs. Philadelphia, 6-0 by Ed Belfour &
Nov. 29, 2002 at Philadelphia, 3-0 by Ed Belfour
Feb 28, 2015 at Montreal, 0-4 by Carey Price & Mar. 1, 2015 at Washington, 0-4 by Braden Holtby
-Mar. 10, 2012 vs. Philadelphia, 0-1 (shootout loss) by Ilya Bryzgalov & Mar. 11, 2012 at Washington, 0-2 by Michal Neuvirth

GOALS

Scored 10 or more goals, home:
Scored 10 or more goals, road:
Allowed 10 or more goals, home:
Allowed 10 or more goals, road:

Scored nine goals, home:
Scored nine goals, road:
Allowed nine goals, home:
Allowed nine goals, road:
Scored nine unanswered goals:

Scored eight goals, home:
Scored eight goals, road:
Scored eight unanswered goals
Allowed eight goals, home:
Allowed eight goals, road:
Allowed eight unanswered goals:

Scored seven unanswered goals:
Allowed seven unanswered goals:

Jan. 8, 1986 vs. Edmonton (W 11-9)
Jan. 4, 2007 at Boston (W 10 2)
Mar. 18, 1989 vs. Winnipeg (L 10-2)
Dec. 26, 1991 at Pittsburgh (L 12-1)

Dec. 16, 2006 vs. NY Rangers (W 9-2)
Jan. 7, 2011 at Atlanta (W 9-3)
Nov. 18, 2014 vs. Nashville (L 9 2)
see date for ten or more goals allowed on road
Jan. 7, 2011 at Atlanta (W 9-3)

Mar. 14, 2009 vs. Calgary (W 8-6)
see date for nine goals scored on road
See nine unanswered goals
Dec. 23, 2008 vs. Dallas (L 2-8)
Mar. 19, 2012 at Boston (L 0-8)
Mar. 12, 2012 at Boston (L 0-8)

See nine unanswered goals
Jan. 9, 2016 at San Jose (L 0-7)

SHOTS

Recorded 20 or more shots, period:
Recorded 50 or more shots, game, home:
Recorded 50 or more shots, game, road:
Allowed 20 or more shots, period:
Allowed 50 or more shots, game, home:
Allowed 50 or more shots, game, road:

Oct. 24, 2015 at Montreal (23 in 2nd)
Nov. 23, 2009 vs. NY Islanders (61) *includes overtime
Oct. 24, 2015 at Montreal (52)
Dec. 30, 2015 at Pittsburgh (20 in 2nd)
Jan. 4, 2014 vs. NY Rangers (50)
Apr. 4, 2015 at Boston (50) *includes overtime

PENALTIES

Penalty free game, Maple Leafs:
Penalty free game, opponent:
Penalty free game, both teams:

Feb. 28, 2013 at NY Islanders
Mar. 3, 2016 vs. Minnesota
Feb. 28, 2013 at NY Islanders

PENALTY SHOTS - SKATERS

Scored on a penalty shot, home:
Scored on a penalty shot, road:
Stopped on a penalty shot, home:
Stopped on a penalty shot, road:

Jan. 7, 2012 vs. Detroit (Phil Kessel against Jimmy Howard)
Mar. 14, 2015 at Vancouver (Phil Kessel against Eddie Lack)
Nov. 14, 2015 vs. Vancouver (Michael Grabner stopped by Ryan Miller)
Dec. 22, 2015 at Arizona (Michael Grabner stopped by Louis Domingue)

GOALTENDERS

Stopped a penalty shot, home:
Stopped a penalty shot, road:
Allowed a goal on penalty shot, home:
Allowed a goal on penalty shot, road:

Dec. 17, 2015 vs. San Jose (Chris Tierney stopped by Jonathan Bernier)
Oct. 2, 2013 at Philadelphia (Wayne Simmonds stopped by Jonathan Bernier)
Nov. 2, 2010 vs. Ottawa (Mike Fisher against J.S. Giguere)
Feb. 14, 2012 at Calgary (Paul Byron against Jonas Gustavsson)

LAST TIME THE MAPLE LEAFS

HAT TRICKS

Scored a hat trick at home:	Mar. 28, 2015 vs. Ottawa (Tyler Bozak)
Scored a hat trick on road:	Mar. 29, 2016 at Florida (Nazem Kadri)
Allowed a hat trick at home:	Feb. 23, 2016 vs. Nashville (Filip Forsberg)
Allowed a hat trick on road:	Feb. 11, 2016 at Edmonton (Jordan Eberle)
Hat-trick scored by a defenceman:	Oct. 28, 2006 at Montreal (Tomas Kaberle)
Hat-trick allowed by a defenceman:	Mar. 7, 1994 vs. St. Louis (Steve Duchesne)
Scored a 4-goal game at home:	Apr. 11, 2006 vs. Florida (Mats Sundin)
Scored a 4-goal game on road:	Dec. 11, 1960 at Chicago (Frank Mahovlich)
Allowed a 4-goal game at home:	Oct. 29, 2005 vs. Ottawa (Dany Heatley)
Allowed a 4-goal game on road:	Jan. 19, 2011 at NY Rangers (Marian Gaborik)
Scored a 5-goal game at home:	Feb. 2, 1977 vs. Detroit (Ian Turnbull)
Scored a 5-goal game on road:	Never
Allowed a 5-goal game at home:	Never
Allowed a 5-goal game on road:	Jan. 6, 1981 at NY Islanders (John Tonelli)
Scored a 6-goal game at home:	*Feb. 11, 1976 vs. Boston (Darryl Sittler)
Scored a 6-goal game on road:	Never
Allowed a 6-goal game at home:	Never
Allowed a 6-goal game on road:	Jan. 10, 1920 at Montreal (Newsy Lalonde)
Scored a hat trick in one period at home:	Mar. 28, 2015 vs. Ottawa (Tyler Bozak in the 3rd)
Scored a hat trick in one period on road:	Dec. 21, 2015 at Colorado (Tyler Bozak in the 3rd)
Allowed a hat trick in one period at home:	Apr. 7, 2007 vs. Montreal (Michael Ryder in the 2nd)
Allowed a hat trick in one period on road:	Oct. 26, 2006 at Ottawa (Dany Heatley in the 2nd)
Allowed a natural hat trick in one period at home:	Apr. 7, 2007 vs. Montreal (Michael Ryder in the 2nd)
Allowed a natural hat trick in one period on the road:	Oct. 12, 2006 at New Jersey (Brian Gionta in the 3rd)
Recorded a hat trick in consecutive games:	Feb. 28, and Mar. 4, 1994 (W. Clark at Ottawa and Detroit)
Recorded 10 points in one game:	*Feb. 11, 1976 vs. Boston (Darryl Sittler)
Allowed a hat trick in consecutive games:	Oct. 8 & 12, 1996 (Edmonton: Ryan Smyth, Tampa Bay: Chris Gratton)
Two Leafs score a hat trick in one game:	Dec. 18, 1965 vs. NY Rangers (Dave Keon & Bob Pulford)
Two opposition players score hat trick in one game:	Feb. 22, 1990 at Calgary (Dana Murzyn & Joe Mullen)

MISCELLANEOUS

Scored into an empty net:	Mar. 29, 2016 at Florida (Nazem Kadri)
Scored twice into an empty net:	Mar. 21, 2016 vs. Calgary (Colin Greening, Josh Leivo)
Allowed an empty net goal:	Apr. 9, 2016 at New Jersey (Kyle Palmieri)
Allowed two empty net goals:	Mar. 17, 2016 vs. Florida (Jaromir Jagr and Teddy Purcell)
Leafs player scored 3-on-5 shorthanded:	Apr. 6, 2011 at New Jersey (Tyler Bozak)
Opposition scored 3-on-5 shorthanded:	Apr. 7, 2012 at Montreal (Tomas Plekanec)
Scored two shorthanded goals in a game:	Oct. 30, 2013 at Calgary (James van Riemsdyk, Paul Ranger)
Scored two shorthanded goals in a game (player):	Mar. 6, 2000 at Vancouver (Darcy Tucker)
Allowed two shorthanded goals in a game:	Mar. 13, 2015 at Calgary (Sean Monahan, Mikael Backlund)
Allowed two shorthanded goals in a game (player):	Feb. 27, 2014 at NY Islanders (Michael Grabner)
Allowed three shorthanded goals in a game:	Apr. 3, 2008 vs. Ottawa (Cody Bass, Dean McAmmond, Antoine Vermette)
Scored with an extra attacker at home:	Apr. 2, 2016 vs. Detroit (William Nylander)
Scored with an extra attacker on road:	Oct. 30, 2015 at NY Rangers (Joffrey Lupul)
Opposition scored with an extra attacker at home:	Dec. 27, 2013 vs. Buffalo (Steve Ott)
Opposition scored with an extra attacker on road:	Nov. 7, 2015 at Washington (Nicklas Backstrom)
Leafs goaltender credited with a goal:	Never
Opposition goaltender credited with a goal:	Feb. 14, 2004 at Toronto by Mika Noronen, Buffalo Sabres (L 6-4)
Scored three powerplay goals in a game:	Mar. 29, 2016 at Florida (Kadri-2, Parenteau)
Scored four powerplay goals in a game:	Nov. 17, 2015 vs. Colorado (Parenteau-2, Bozak, van Riemsdyk)
Scored five powerplay goals in a game:	Jan. 7, 2011 at Atlanta (MacArthur-2, Grabovski, Kulemin, Kessel)
Scored six powerplay goals in a game:	Same date as seven powerplay goals scored in a game
Scored seven powerplay goals in a game:	**Oct. 14, 2005 at Atlanta (O'Neill-2, Allison, Wellwood, Lindros, Steen, Ponikarovsky)
Scored three powerplay goals in a period:	Jan. 7, 2011 at Atlanta (MacArthur-2, Kulemin - 2nd Per.)
Scored four powerplay goals in a period:	Nov. 16, 2010 vs. Nashville (Versteeg-2, Grabovski, Kulemin -2nd Per.)
Scored five powerplay goals in a period:	**Oct. 14, 2005 at Atlanta (Wellwood, Lindros, Steen, O'Neill, Ponikarovsky - 3rd per.)
Allowed three powerplay goals in a game:	Same date as four powerplay goals scored in a game
Allowed four powerplay goals in a game:	Feb. 15, 2016 at Chicago (Panarin, Seabrook, Shaw, Teravainen)
Allowed five powerplay goals in a game:	Dec. 29, 2007 vs. NY Rangers (Prucha-2, Jagr, Shanahan, Straka)
Allowed six powerplay goals in a game:	Dec. 17, 2005 at Ottawa (Heatley, Redden, Spezza, Alfredsson, Vermette, Kelly)
Allowed three powerplay goals in a period:	Oct. 10, 2015 vs. Ottawa (Chiasson, Michalek, Turris - 2nd)

* Individual Record

** Team Record

MISCELLANEOUS STATISTICS

BY MONTH	HOME	AWAY	OVERALL	PCTG
October	0-3-1	1-4-1	1-7-2	.200
November	3-2-1	4-2-2	7-4-3	.607
December	2-1-2	4-3-0	6-4-2	.583
January	1-2-2	2-5-0	3-7-2	.333
February	2-3-1	2-5-0	4-8-1	.346
March	3-4-1	4-4-0	7-8-1	.469
April	0-3-0	1-1-0	1-4-0	.200
Totals	14-18-9	15-24-2	29-42-11	.421

BY SEGMENT	HOME	AWAY	OVERALL	PCTG
1 - 10	0-3-1	1-4-1	1-7-2	.200
11 - 20	3-1-1	3-1-1	6-2-2	.700
21 - 30	2-1-3	1-3-0	3-4-3	.450
31 - 40	2-1-0	4-3-0	6-4-0	.600
41 - 50	1-2-2	2-3-0	3-5-2	.400
51 - 60	1-2-1	2-3-1	3-5-2	.400
61 - 70	2-4-1	1-2-0	3-6-1	.350
71 - 80	3-4-0	1-2-0	4-6-0	.400
81 - 82	0-0-0	1-1-0	1-1-0	.500

BY DIVISION	HOME	AWAY	OVERALL	PCTG
Atlantic	5-18-7	2-7-6	3-11-1	.233
Metropolitan	10-11-3	4-7-2	6-4-1	.619
Central	7-7-0	3-4-0	4-3-0	.571
Pacific	7-6-1	5-1-1	2-5-0	.286

**Divisions Reformatted for 2013-14. Atlantic & Metropolitan in Eastern Conference. Central & Pacific in Western Conference

BY CONFERENCE	HOME	AWAY	OVERALL	PCTG
Vs. Eastern	6-14-8	9-15-2	15-29-10	.385
Vs. Western	8-5-1	6-8-0	14-13-1	.429

LEAFS RECORD WHEN...	OVERALL	PCTG
Scoring first goal	15-10-4	.586
Allowing first goal	14-32-7	.330
Outshooting opponent	13-21-5	.397
Outshot by opponent	16-17-6	.487
Shots even	0-4-0	.000
Leading after first period	11-4-4	.684
Tied after first period	15-16-2	.485
Trailing after first period	3-22-5	.183
Leading after second period	17-1-4	.864
Tied after second period	12-8-3	.587
Trailing after second period	0-33-4	.005
Overtime/Shootout	6-6	.500
In one-goal games	12-16-11	.423
In two-goal games	3-9	.250
In three or more goal games	14-17	.452

SHOTS BY PERIOD	1ST	2ND	3RD	OT	T	AVG
Leafs	808	849	803	55	2515	30.7
Opponents	791	845	826	41	2503	30.5

GOALS BY PERIOD	1ST	2ND	3RD	OT	T	AVG
Leafs	48	61	80	3	192	2.3
Opponents	67	82	86	5	240	2.9

NHL TEAM STANDINGS / LEAGUE LEADERS

EASTERN CONFERENCE

ATLANTIC DIVISION	GP	W	L	OT	GF	GA	PTS
FLORIDA (3)	82	47	26	9	239	203	103
TAMPA BAY (6)	82	46	31	5	227	201	97
DETROIT (8)	82	41	30	11	211	224	93
BOSTON (9)	82	42	31	9	240	230	93
OTTAWA (11)	82	38	35	9	236	247	85
MONTREAL (13)	82	38	38	6	221	236	82
BUFFALO (14)	82	35	36	11	201	222	81
TORONTO (16)	82	29	42	11	198	246	69

METROPOLITAN DIVISION	GP	W	L	OT	GF	GA	PTS
WASHINGTON (1)	82	56	18	8	252	193	120
PITTSBURGH (2)	82	48	26	8	245	203	104
NY RANGERS (4)	82	46	27	9	236	217	101
NY ISLANDERS (5)	82	45	27	10	232	216	100
PHILADELPHIA (7)	82	41	27	14	214	218	96
CAROLINA (10)	82	35	31	16	198	226	86
NEW JERSEY (12)	82	38	36	8	184	208	84
COLUMBUS (15)	82	34	40	8	219	252	76

WESTERN CONFERENCE

CENTRAL DIVISION	GP	W	L	OT	GF	GA	PTS
DALLAS (1)	82	50	23	9	267	230	109
ST. LOUIS (2)	82	49	24	9	224	201	107
CHICAGO (3)	82	47	26	9	235	209	103
NASHVILLE (7)	82	41	27	14	228	215	96
MINNESOTA (8)	82	38	33	11	216	206	87
COLORADO (9)	82	39	39	4	216	240	82
WINNIPEG (11)	82	35	39	8	215	239	78

PACIFIC DIVISION	GP	W	L	OT	GF	GA	PTS
ANAHEIM (4)	82	46	25	11	218	192	103
LOS ANGELES (5)	82	48	28	6	225	195	102
SAN JOSE (6)	82	46	30	6	241	210	98
ARIZONA (10)	82	35	39	8	209	245	78
CALGARY (12)	82	35	40	7	231	260	77
VANCOUVER (13)	82	31	38	13	191	243	75
EDMONTON (14)	82	31	43	8	203	245	70

INDIVIDUAL SCORING LEADERS FOR ART ROSS TROPHY

PLAYER	TEAM	GP	G	A	PTS	+/-	PIM	PP	SH	GW	SHOTS	SPCTG
PATRICK KANE	CHICAGO	82	46	60	106	17	30	17	0	9	287	16.0
JAMIE BENN	DALLAS	82	41	48	89	7	64	17	2	5	247	16.6
SIDNEY CROSBY	PITTSBURGH	80	36	49	85	19	42	10	0	9	248	14.5
JOE THORNTON	SAN JOSE	82	19	63	82	25	54	8	0	6	121	15.7
ERIK KARLSSON	OTTAWA	82	16	66	82	2-	50	1	0	3	248	6.5
JOE PAVELSKI	SAN JOSE	82	38	40	78	25	30	12	0	11	224	17.0
JOHNNY GAUDREAU	CALGARY	79	30	48	78	4	20	6	0	6	217	13.8
BLAKE WHEELER	WINNIPEG	82	26	52	78	8	49	3	2	5	256	10.2
ARTEMI PANARIN	CHICAGO	80	30	47	77	8	32	8	0	7	187	16.0
EVGENY KUZNETSOV	WASHINGTON	82	20	57	77	27	32	5	0	4	193	10.4
BRENT BURNS	SAN JOSE	82	27	48	75	5-	53	7	1	4	353	7.6
VLADIMIR TARASENKO	ST. LOUIS	80	40	34	74	7	37	12	0	7	292	13.7
ANZE KOPITAR	LOS ANGELES	81	25	49	74	34	16	5	1	8	177	14.1
TYLER SEGUIN	DALLAS	72	33	40	73	2	16	7	0	6	278	11.9
ALEX OVECHKIN	WASHINGTON	79	50	21	71	21	53	19	0	8	398	12.6
JOHN TAVARES	NY ISLANDERS	78	33	37	70	6	38	7	0	5	250	13.2
NICKLAS BACKSTROM	WASHINGTON	75	20	50	70	17	36	3	0	4	129	15.5
PATRICE BERGERON	BOSTON	80	32	36	68	12	49	12	1	6	282	11.3
CLAUDE GIROUX	PHILADELPHIA	78	22	45	67	8-	53	6	1	5	241	9.1
KRIS LETANG	PITTSBURGH	71	16	51	67	9	66	5	0	2	218	7.3
NIKITA KUCHEROV	TAMPA BAY	77	30	36	66	9	30	9	0	4	209	14.4
JAROMIR JAGR	FLORIDA	79	27	39	66	23	48	5	0	4	143	18.9
TAYLOR HALL	EDMONTON	82	26	39	65	4-	54	4	0	6	286	9.1

GOALTENDING LEADERS

GOALTENDER	TEAM	GPI	MINS	AVG	W	L	OT	SO	SV%
BEN BISHOP	TAMPA BAY	61	3584	2.06	35	21	4	6	.926
JOHN GIBSON	ANAHEIM	40	2294	2.07	21	13	4	4	.920
BRIAN ELLIOT	ST. LOUIS	42	2263	2.07	23	8	6	4	.930
CORY SCHNEIDER	NEW JERSEY	58	3412	2.15	27	25	6	4	.924
BRADEN HOLTBY	WASHINGTON	66	3841	2.20	48	9	7	3	.922
JONATHAN QUICK	LOS ANGELES	68	4034	2.22	40	23	5	5	.918
MARTIN JONES	SAN JOSE	65	3785	2.27	37	23	4	6	.918
MICHAEL NEUVIRTH	PHILADELPHIA	32	1825	2.27	18	8	4	3	.924
MARC-ANDRE FLEURY	PITTSBURGH	58	3462	2.29	35	17	6	5	.921
JAROSLAV HALAK	NY ISLANDERS	36	2091	2.30	18	13	4	3	.919

*Overall ranking is based on goals against average, (minimum of 1320 minutes played)



OPPONENTS



Forged

FROM

HARDWORK

LEAFS vs. ANAHEIM DUCKS

Summary for MAPLE LEAFS: Won: 2 Lost: 0 OT: 0

at TORONTO MAPLE LEAFS

Date	Team	Opponent	Attendance	Goaltenders	W Goal
24 Mar '16*	Maple Leafs 6	Ducks 5	18,935	Sparks vs Andersen	Nazem Kadri

at ANAHEIM DUCKS

Date	Team	Opponent	Attendance	Goaltenders	W Goal
06 Jan '16	Maple Leafs 4	Ducks 0	16,283	Bernier vs Andersen, Gibson	PA Parenteau

* - Overtime ** - Shootout

Goals by Period:	1st	2nd	3rd	OT	Total	Shots by Period:	1st	2nd	3rd	OT	Total
MAPLE LEAFS	3	4	2	1	10	MAPLE LEAFS	17	26	29	1	64
DUCKS	1	2	2	0	5	DUCKS	25	28	23	1	77

INDIVIDUAL SCORING

MAPLE LEAFS	GP	G	A	P	+/-	PIM	PP	SH	GW	GT	EN	S	S%	DUCKS	GP	G	A	P	+/-	PIM	PP	SH	GW	GT	EN	S	S%
Nazem Kadri	2	3	2	5	1	2	1	0	1	0	0	10	30.0	Brandon Pirri	1	1	2	3	1	0	0	0	0	0	7	14.3	
Tyler Bozak	2	2	2	4	2	0	1	0	0	0	0	6	33.3	Jamie McGinn	1	2	0	2	0	2	2	0	0	0	3	66.7	
PA Parenteau	2	2	0	2	0	0	0	0	1	0	0	4	50.0	Shawn Horcoff	2	0	2	2	3	2	0	0	0	0	4	0.0	
Connor Brown	1	1	1	2	1	0	1	0	0	0	0	2	50.0	Andrew Cogliano	2	1	0	1	-1	0	0	0	0	0	2	50.0	
Morgan Rielly	2	0	2	2	3	0	0	0	0	0	0	3	0.0	Ryan Garbutt	1	1	0	1	0	0	0	1	0	0	0	3	33.3
Milan Michalek	1	0	2	2	0	0	0	0	0	0	0	1	0.0	Ryan Getzlaf	2	0	1	1	-3	2	0	0	0	0	0	5	0.0
Brad Boyes	1	1	0	1	1	0	0	0	0	0	0	0	100.0	Hampus Lindholm	2	0	1	1	0	2	0	0	0	0	0	5	0.0
Frank Corrado	1	1	0	1	2	0	0	0	0	0	0	0	100.0	Josh Manson	2	0	1	1	0	25	0	0	0	0	0	3	0.0
Matt Hunwick	1	0	1	1	1	0	0	0	0	0	0	2	0.0	Corey Perry	2	0	1	1	-2	4	0	0	0	0	0	8	0.0
Zach Hyman	1	0	1	1	0	2	0	0	0	0	0	0	0.0	Kevin Bieksa	2	0	0	0	-4	2	0	0	0	0	0	4	0.0
Leo Komarov	1	0	1	1	1	0	0	0	0	0	0	2	0.0	Korbinian Holzer	2	0	0	0	0	0	0	0	0	0	0	1	0.0
Brooks Laich	1	0	1	1	1	0	0	0	0	0	0	2	0.0	Rickard Rakell	2	0	0	0	-2	0	0	0	0	0	0	4	0.0
Shawn Matthias	1	0	1	1	1	2	0	0	0	0	0	1	0.0	Mike Santorelli	2	0	0	0	-2	0	0	0	0	0	0	4	0.0
Dion Phaneuf	1	0	1	1	2	0	0	0	0	0	0	3	0.0	Jakob Silfverberg	2	0	0	0	-1	0	0	0	0	0	0	7	0.0
Roman Polak	1	0	1	1	1	7	0	0	0	0	0	1	0.0	Nate Thompson	2	0	0	0	-2	4	0	0	0	0	0	5	0.0
Ben Smith	1	0	1	1	1	0	0	0	0	0	0	0	0.0	Cam Fowler	1	0	0	0	0	2	0	0	0	0	0	1	0.0
James van Riemsdyk	1	0	1	1	2	2	0	0	0	0	0	5	0.0	Carl Hagelin	1	0	0	0	-1	0	0	0	0	0	0	1	0.0
Jake Gardiner	2	0	0	0	-1	0	0	0	0	0	0	4	0.0	Ryan Kesler	1	0	0	0	-2	2	0	0	0	0	0	1	0.0
Michael Grabner	2	0	0	0	1	2	0	0	0	0	0	1	0.0	Patrick Maroon	1	0	0	0	0	2	0	0	0	0	0	0	0.0
Martin Marincin	2	0	0	0	1	2	0	0	0	0	0	1	0.0	Nick Ritchie	1	0	0	0	1	2	0	0	0	0	0	1	0.0
Mark Arcobello	1	0	0	0	1	0	0	0	0	0	0	1	0.0	Chris Stewart	1	0	0	0	-1	0	0	0	0	0	0	1	0.0
Connor Carrick	1	0	0	0	-2	0	0	0	0	0	0	5	0.0	Clayton Stoner	1	0	0	0	0	0	0	0	0	0	0	2	0.0
Colin Greening	1	0	0	0	0	0	0	0	0	0	0	0	0.0	Shea Theodore	1	0	0	0	0	0	0	0	0	0	0	3	0.0
Peter Holland	1	0	0	0	0	0	0	0	0	0	0	1	0.0	Sami Vatanen	1	0	0	0	-3	0	0	0	0	0	0	2	0.0
Josh Leivo	1	0	0	0	-1	0	0	0	0	0	0	3	0.0	Power Play: 2-6 33.3% / Penalty Killing: 8-11 72.7%													
Joffrey Lupul	1	0	0	0	0	0	0	0	0	0	0	1	0.0														
William Nylander	1	0	0	0	-2	0	0	0	0	0	0	1	0.0														
Rinat Valiev	1	0	0	0	1	0	0	0	0	0	0	1	0.0														
Daniel Winnik	1	0	0	0	0	0	0	0	0	0	0	1	0.0														

Power Play: 3-11 27.3% / Penalty Killing: 4-6 66.7%

GOALTENDING

MAPLE LEAFS	GP	Min	W-L-OT	SO	GA	SA	SV	GAA	SV%	DUCKS	GP	Min	W-L-OT	SO	GA	SA	SV	GAA	SV%
Jonathan Bernier	1	60	1-0-0	1	0	39	39	0.00	1.000	John Gibson	1	41	0-1-0	0	3	25	22	4.42	.880
Garret Sparks	1	60	1-0-0	0	5	38	33	4.97	.8684	Frederik Andersen	2	80	0-0-1	0	7	39	32	5.25	.821

LEAFS VS. ANAHEIM HISTORY

Leafs All-Time Record: 23-9-5-1	Last Leafs win in Toronto: Mar. 24, 2016 (6-5 OT)	Last two consecutive Leafs wins: Jan. 6, 2016 (4-0) & Mar. 24, 2016 (6-5 OT)
Leafs All-Time Home Record: 14-2-4-1	Last Leafs win in Anaheim: Jan. 6, 2016 (4-0)	Last two consecutive Leafs wins in Toronto: Dec. 16, 2015 (6-2) & Mar. 24, 2016 (6-5 OT)
Leafs All-Time Road Record: 9-7-1-0	Leafs record in shootout: 0-1	Last two consecutive Leafs wins in Anaheim: Nov. 27, 2011 (5-2) & Mar. 10, 2014 (3-1)

MOST RECENT NOTABLES VS. ANAHEIM

Last Leaf shutout in Toronto: Never	Last Leaf hat trick: Oct. 22, 2013 vs. ANA (Phil Kessel)
Last Leaf shutout in Anaheim: Jan. 6, 2016 (4-0) (Jonathan Bernier)	Last opponent hat trick vs. Leafs: Jan. 14, 2015 (0-4) (Corey Perry)
Last opponent shutout in Toronto: Nov. 9, 1999 (0-2) (Guy Hebert)	Last Leaf overtime goal: Mar. 24, 2016 vs. ANA (6-5) KADRI (Andersen)
Last opponent shutout in Anaheim: Jan. 14, 2015 (0-4) (Frederik Anderson)	Last opponent overtime goal: Never



LEAFS vs. ARIZONA COYOTES

Summary for MAPLE LEAFS: Won: 0 Lost: 2 OT: 0

at TORONTO MAPLE LEAFS

Date	Team	Opponent	Attendance	Goaltenders	W Goal
26 Oct '15	Maple Leafs 3	Coyotes 4	18,944	Reimer vs Smith	Kyle Chipchura

at ARIZONA COYOTES

Date	Team	Opponent	Attendance	Goaltenders	W Goal
22 Dec '15	Maple Leafs 2	Coyotes 3	12,234	Bernier vs Domingue	Connor Murphy

* - Overtime ** - Shootout

Goals by Period:	1st	2nd	3rd	OT	Total	Shots by Period:	1st	2nd	3rd	OT	Total
MAPLE LEAFS	2	1	2	0	5	MAPLE LEAFS	20	20	26	0	66
COYOTES	4	1	2	0	7	COYOTES	17	21	12	0	50

INDIVIDUAL SCORING

MAPLE LEAFS													COYOTES												
GP	G	A	P	+/-	PIM	PP	SH	GW	GT	EN	S	S%	GP	G	A	P	+/-	PIM	PP	SH	GW	GT	EN	S	S%
Nazem Kadri	2	1	2	3	2	6	0	0	0	0	8	12.5	Shane Doan	2	3	1	4	1	0	1	0	0	0	9	33.3
James van Riemsdyk	2	2	0	2	2	4	1	0	0	0	7	28.6	Kyle Chipchura	2	1	2	3	3	0	0	0	1	0	4	25.0
Morgan Rielly	2	1	1	2	0	0	0	0	0	0	10	10.0	Mikkel Boedker	2	0	2	2	1	0	0	0	0	0	3	0.0
Dion Phaneuf	2	0	2	2	-1	0	0	0	0	0	3	0.0	Oliver Ekman-Larsson	2	0	2	2	1	0	0	0	0	0	7	0.0
Shawn Matthias	2	1	0	1	-1	0	0	0	0	0	4	25.0	Brad Richardson	2	0	2	2	0	2	0	0	0	0	3	0.0
Brad Boyes	2	0	1	1	-1	0	0	0	0	0	4	0.0	Klas Dahlbeck	2	1	0	1	0	2	0	0	0	0	0	100.0
PA Parenteau	2	0	1	1	2	2	0	0	0	0	2	0.0	Max Domi	2	1	0	1	2	5	1	0	0	0	4	25.0
Tyler Bozak	1	0	1	1	1	0	0	0	0	0	2	0.0	Connor Murphy	2	1	0	1	-1	0	0	0	1	0	2	50.0
Byron Froese	2	0	0	0	-3	0	0	0	0	0	2	0.0	Steve Downie	2	0	1	1	0	2	0	0	0	0	0	0.0
Michael Grabner	2	0	0	0	0	0	0	0	0	0	4	0.0	Michael Stone	2	0	1	1	1	2	0	0	0	0	4	0.0
Peter Holland	2	0	0	0	-1	5	0	0	0	0	6	0.0	Stefan Elliott	1	0	1	1	2	0	0	0	0	0	2	0.0
Leo Komarov	2	0	0	0	-1	0	0	0	0	0	3	0.0	Martin Hanzal	1	0	1	1	0	0	0	0	0	0	1	0.0
Joffrey Lupul	2	0	0	0	-1	2	0	0	0	0	4	0.0	Anthony Duclair	2	0	0	0	0	0	0	0	0	0	1	0.0
Martin Marincin	2	0	0	0	1	2	0	0	0	0	2	0.0	Boyd Gordon	2	0	0	0	-1	2	0	0	0	0	0	0.0
Roman Polak	2	0	0	0	1	0	0	0	0	0	4	0.0	Nicklas Grossmann	2	0	0	0	0	0	0	0	0	0	2	0.0
Daniel Winnik	2	0	0	0	-1	0	0	0	0	0	0	0.0	Jordan Martinook	2	0	0	0	-2	0	0	0	0	0	0	0.0
Mark Arcobello	1	0	0	0	1	0	0	0	0	0	0	0.0	Tobias Rieder	2	0	0	0	0	0	0	0	0	0	4	0.0
Frank Corrado	1	0	0	0	-1	0	0	0	0	0	0	0.0	Tyler Gaudet	1	0	0	0	-2	0	0	0	0	0	0	0.0
Jake Gardiner	1	0	0	0	0	0	0	0	0	0	0	0.0	Zbynek Michalek	1	0	0	0	-1	0	0	0	0	0	0	0.0
Scott Harrington	1	0	0	0	0	2	0	0	0	0	1	0.0	Viktor Tikhonov	1	0	0	0	0	0	0	0	0	0	1	0.0
Matt Hunwick	1	0	0	0	-2	0	0	0	0	0	0	0.0	Antoine Vermette	1	0	0	0	0	0	0	0	0	0	2	0.0

Power Play: 1-4 25.0% / Penalty Killing: 6-8 75.0%

Power Play: 2-8 25.0% / Penalty Killing: 3-4 75.0%

GOALTENDING

COYOTES										COYOTES									
GP	Min	W-L-OT	SO	GA	SA	SV	GAA	SV%	GP	Min	W-L-OT	SO	GA	SA	SV	GAA	SV%		
Jonathan Bernier	1	58	0-1-0	0	3	26	23	3.11 .885	Louis Domingue	1	60	1-0-0	0	2	39	37	2.00 .949		
James Reimer	1	57	0-1-0	0	4	24	20	4.21 .833	Mike Smith	1	60	1-0-0	0	3	27	24	3.00 .889		

LEAFS VS. ARIZONA HISTORY

Leafs All-Time Record: 35-50-8-1	Last Leafs win in Toronto: Dec. 19, 2013 (2-1 SO)	Last two consecutive Leafs wins: Dec. 19, 2013 (2-1 SO) & Jan. 20, 2014 (4-2)
Leafs All-Time Home Record: 21-25-2-1	Last Leafs win in Arizona: Jan. 20, 2014 (4-2)	Last two consecutive Leafs wins in Toronto: Dec. 11, 2001 (6-3) & Oct. 17, 2002 (5-3)
Leafs All-Time Road Record: 14-25-6-0	Leafs record in shootout: 1-1	Last two consecutive Leafs wins in Arizona: Jan. 15, 1994 (5-1) (WPG) & Feb. 11, 1994 (3-1) (WPG)

MOST RECENT NOTABLES VS. ARIZONA

Last Leaf shutout in Toronto: Apr. 10, 1994 (7-0) (Felix Potvin vs. WPG)	Last Leaf hat trick: Dec. 14, 1984 @ WPG (Bill Derlago)
Last Leaf shutout in Arizona: Never	Last opponent hat trick vs. Leafs: Dec. 4, 2008 @ PHX (Martin Hanzal)
Last opponent shutout in Toronto: Nov. 8, 1997 (0-3) (Nikolai Khabibulin)	Last Leaf overtime goal: Never
Last opponent shutout in Arizona: Nov. 22, 1997 (0-2) (Nikolai Khabibulin)	Last opponent overtime goal: Mar. 17, 1990 vs. WPG (4-5) Taglianetti (LAFORST)



LEAFS vs. BOSTON BRUINS

Summary for MAPLE LEAFS: Won: 1 Lost: 3 OT: 1

at TORONTO MAPLE LEAFS

Date	Team	Opponent	Attendance	Goaltenders	W Goal
26 Mar '16	Maple Leafs 1	Bruins 3	19,185	Bernier vs Rask	Zdeno Chara
23 Nov '15 **	Maple Leafs 3	Bruins 4	19,609	Reimer vs Rask	David Krejci

at BOSTON BRUINS

Date	Team	Opponent	Attendance	Goaltenders	W Goal
02 Feb '16 *	Maple Leafs 4	Bruins 3	17,565	Reimer vs Rask	PA Parenteau
16 Jan '16	Maple Leafs 2	Bruins 3	17,565	Bernier vs Rask	Brad Marchand
21 Nov '15	Maple Leafs 0	Bruins 2	17,565	Reimer vs Rask	Zdeno Chara

* - Overtime ** - Shootout

Goals by Period:	1st	2nd	3rd	OT	Total	Shots by Period:	1st	2nd	3rd	OT	Total
MAPLE LEAFS	2	5	2	1	10	MAPLE LEAFS	52	51	44	7	154
BRUINS	4	4	6	0	14	BRUINS	59	57	67	3	186

INDIVIDUAL SCORING

MAPLE LEAFS													BRUINS												
GP	G	A	P	+/-	PIM	PP	SH	GW	GT	EN	S	S%	GP	G	A	P	+/-	PIM	PP	SH	GW	GT	EN	S	S%
Leo Komarov	4	3	1	4	1	0	0	0	0	0	14	21.4	Brad Marchand	5	6	0	6	5	8	0	1	1	0	123	26.1
Tyler Bozak	5	1	2	3	-1	0	0	0	0	0	6	16.7	Patrice Bergeron	5	3	2	5	4	2	1	0	0	0	14	21.4
Nazem Kadri	5	1	2	3	2	6	0	0	0	0	13	7.7	Matt Beleskey	5	1	3	4	-1	2	1	0	0	0	11	9.1
Shawn Matthias	4	1	2	3	1	2	0	0	0	0	8	12.5	David Krejci	4	1	3	4	1	2	0	0	0	0	10	10.0
PA Parenteau	5	1	1	2	-2	6	1	0	1	0	14	7.1	Zdeno Chara	5	2	1	3	2	4	0	0	2	0	13	15.4
Morgan Rielly	5	0	2	2	-3	2	0	0	0	0	8	0.0	Torey Krug	5	0	3	3	2	0	0	0	0	0	21	0.0
Dion Phaneuf	4	0	2	2	-1	2	0	0	0	0	11	0.0	Loui Eriksson	5	0	2	2	0	0	0	0	0	0	9	0.0
Roman Polak	4	0	2	2	0	0	0	0	0	0	5	0.0	Zach Trotman	4	0	2	2	-1	6	0	0	0	0	9	0.0
Joffrey Lupul	4	1	0	1	-1	0	0	0	0	0	8	12.5	David Pastrnak	2	0	2	2	1	2	0	0	0	0	3	0.0
Daniel Winnik	2	1	0	1	0	0	0	0	0	0	7	14.3	Zac Rinaldo	4	1	0	1	1	5	0	0	0	0	1	100.0
Ben Smith	1	1	0	1	1	0	0	0	0	0	11	100.0	Jimmy Hayes	5	0	1	1	-1	4	0	0	0	0	11	0.0
Jake Gardiner	5	0	1	1	1	4	0	0	0	0	10	0.0	Dennis Seidenberg	5	0	1	1	3	2	0	0	0	0	6	0.0
Matt Hunwick	4	0	1	1	-1	6	0	0	0	0	3	0.0	Landon Ferraro	4	0	1	1	0	0	0	0	0	0	4	0.0
James van Riemsdyk	2	0	1	1	0	0	0	0	0	0	6	0.0	Kevan Miller	3	0	1	1	0	2	0	0	0	0	4	0.0
Colin Greening	1	0	1	1	1	0	0	0	0	0	2	0.0	Frank Vatrano	2	0	1	1	1	0	0	0	0	0	5	0.0
Brooks Laich	1	0	1	1	1	0	0	0	0	0	2	0.0	Ryan Spooner	5	0	0	0	-1	0	0	0	0	0	15	0.0
Michael Grabner	5	0	0	0	-1	0	0	0	0	0	6	0.0	Brett Connolly	4	0	0	0	0	2	0	0	0	0	3	0.0
Brad Boyes	4	0	0	0	-3	0	0	0	0	0	3	0.0	Max Talbot	4	0	0	0	0	0	0	0	0	0	3	0.0
Byron Froese	4	0	0	0	-3	0	0	0	0	0	6	0.0	Joonas Kemppainen	3	0	0	0	-1	0	0	0	0	0	3	0.0
Peter Holland	4	0	0	0	-4	0	0	0	0	0	6	0.0	Adam McQuaid	3	0	0	0	1	8	0	0	0	0	1	0.0
Rich Clune	2	0	0	0	0	7	0	0	0	0	3	0.0	Colin Miller	3	0	0	0	1	2	0	0	0	0	6	0.0
Frank Corrado	2	0	0	0	0	2	0	0	0	0	1	0.0	Joe Morrow	2	0	0	0	-2	0	0	0	0	0	5	0.0
Scott Harrington	2	0	0	0	-1	0	0	0	0	0	0	0.0	Noel Acciari	1	0	0	0	-1	0	0	0	0	0	2	0.0
Martin Marincin	2	0	0	0	-1	2	0	0	0	0	0	0.0	Tyler Randell	1	0	0	0	0	0	0	0	0	0	0	0.0
Nick Spaling	2	0	0	0	-1	0	0	0	0	0	0	0.0	Lee Stempniak	1	0	0	0	0	0	0	0	0	0	4	0.0
Connor Brown	1	0	0	0	0	0	0	0	0	0	2	0.0	Power Play: 2-13 15.4% / Penalty Killing: 16-17 94.1%												
Connor Carrick	1	0	0	0	0	2	0	0	0	0	4	0.0													
Zach Hyman	1	0	0	0	-1	0	0	0	0	0	3	0.0													
Josh Leivo	1	0	0	0	0	0	0	0	0	0	1	0.0													
Milan Michalek	1	0	0	0	0	0	0	0	0	0	0	0.0													
William Nylander	1	0	0	0	0	2	0	0	0	0	1	0.0													
Rinat Valiev	1	0	0	0	1	0	0	0	0	0	0	0.0													

Power Play: 1-17 5.9% / Penalty Killing: 11-13 84.6%

GOALTENDING

MAPLE LEAFS	GP	Min	W-L-OT	SO	GA	SA	SV	GAA	SV%
James Reimer	3	185	1-1-1	0	7	107	100	2.27	.935
Jonathan Bernier	2	117	0-2-0	0	5	77	72	2.57	.935

GOALTENDING

BRUINS	GP	Min	W-L-OT	SO	GA	SA	SV	GAA	SV%
Tuukka Rask	5	308	4-0-1	1	10	154	144	1.95	.935

LEAFS VS. BOSTON HISTORY

Leafs All-Time Record: 269-285-98-10	Last Leafs win in Toronto: Nov. 12, 2014 (6-1)	Last two consecutive Leafs wins: Nov. 12, 2014 (6-1), Dec. 31, 2014 (4-3 SO)
Leafs All-Time Home Record: 168-109-51-3	Last Leafs win in Boston: Feb. 2, 2016 (4-3 OT)	Last two consecutive Leafs wins in Toronto: Dec. 19, 2009 (2-0) & Mar. 9, 2010 (4-3 OT)
Leafs All-Time Road Record: 101-176-47-7	Leafs record in shootout: 6-6	Last two consecutive Leafs wins in Boston: Feb. 15, 2011 (4-3) & Mar. 31, 2011 (4-3 SO)

MOST RECENT NOTABLES VS. BOSTON

Last Leaf shutout in Toronto: Dec. 19, 2009 (2-0) (Jonas Gustavsson)	Last Leaf hat trick: Jan. 4, 2007 @ BOS (Alex Steen)
Last Leaf shutout in Boston: Mar. 25, 2004 (3-0) (Ed Belfour)	Last opponent hat trick vs. Leafs: Nov. 5, 2011 vs. BOS (Tyler Seguin)
Last opponent shutout in Toronto: Feb. 2, 2013 (0-1) (Tuukka Rask)	Last Leaf overtime goal: Feb. 2, 2016 at BOS (4-3) PARENTEAU (Rask)
Last opponent shutout in Boston: Nov. 21, 2015 (0-2) (Tuukka Rask)	Last opponent overtime goal: Apr. 3, 2010 vs. BOS (1-2) Satan (GUSTAVSSON)



LEAFS vs. BUFFALO SABRES

Summary for MAPLE LEAFS: Won: 1 Lost: 1 OT: 2

at TORONTO MAPLE LEAFS

Date	Team	Opponent	Attendance	Goaltenders	W Goal
19 Mar '16	Maple Leafs 4	Sabres 1	18,829	Sparks vs Johnson	Connor Carrick
07 Mar '16 **	Maple Leafs 3	Sabres 4	18,950	Sparks vs Johnson	Sam Reinhart

at BUFFALO SABRES

Date	Team	Opponent	Attendance	Goaltenders	W Goal
31 Mar '16	Maple Leafs 1	Sabres 4	18,873	Sparks vs Johnson	Cal O'Reilly
21 Oct '15 **	Maple Leafs 1	Sabres 2	17,762	Bernier vs Johnson	Matt Moulson

* - Overtime ** - Shootout

Goals by Period:	1st	2nd	3rd	OT	Total	Shots by Period:	1st	2nd	3rd	OT	Total
MAPLE LEAFS	3	3	3	0	9	MAPLE LEAFS	30	44	36	4	114
SABRES	3	2	4	0	9	SABRES	38	49	28	5	120

INDIVIDUAL SCORING

MAPLE LEAFS	GP	G	A	P	+/-	PIM	PP	SH	GW	GT	EN	S	S%	SABRES	GP	G	A	P	+/-	PIM	PP	SH	GW	GT	EN	S	S%
PA Parenteau	3	1	2	3	4	2	0	0	0	0	0	6	16.7	Evander Kane	3	2	1	3	-2	4	0	0	0	0	8	25.0	
Milan Michalek	3	1	1	2	0	2	0	0	0	0	0	3	33.3	Cal O'Reilly	3	2	1	3	3	0	1	0	1	0	4	50.0	
William Nylander	3	1	1	2	1	0	0	0	0	0	0	2	50.0	Johan Larsson	4	2	0	2	1	2	0	0	0	0	1	7	28.6
Connor Carrick	2	1	1	2	1	0	0	0	1	0	0	3	33.3	Brian Gionta	4	1	1	2	-1	2	0	0	0	0	0	13	7.7
Michael Grabner	4	0	2	2	0	0	0	0	0	0	0	6	0.0	Jack Eichel	3	1	1	2	0	2	0	0	0	0	0	15	6.7
Morgan Rielly	4	0	2	2	-1	2	0	0	0	0	0	8	0.0	Marcus Foligno	4	0	2	2	2	6	0	0	0	0	0	7	0.0
Jake Gardiner	3	0	2	2	0	2	0	0	0	0	0	6	0.0	Sam Reinhart	4	0	2	2	-1	0	0	0	0	0	0	4	0.0
Nikita Soshnikov	2	0	2	2	1	0	0	0	0	0	0	9	0.0	Mark Pysyk	4	1	0	1	1	0	0	0	0	0	0	4	25.0
Martin Marincin	4	1	0	1	3	0	0	0	0	0	0	5	20.0	Josh Gorges	4	0	1	1	1	4	0	0	0	0	0	4	0.0
Brad Boyes	3	1	0	1	-1	0	1	0	0	0	0	3	33.3	Jake McCabe	4	0	1	1	0	10	0	0	0	0	0	3	0.0
Zach Hyman	2	1	0	1	-1	14	0	0	0	0	0	6	16.7	Matt Moulson	4	0	1	1	2	0	0	0	0	0	0	7	0.0
Leo Komarov	2	1	0	1	-2	2	0	0	0	0	0	8	12.5	Zach Bogosian	3	0	1	1	-2	4	0	0	0	0	0	6	0.0
Brooks Laich	2	1	0	1	0	0	0	0	0	0	0	2	50.0	David Legwand	3	0	1	1	1	0	0	0	0	0	0	1	0.0
Frank Corrado	3	0	1	1	-2	4	0	0	0	0	0	2	0.0	Ryan O'Reilly	3	0	1	1	-1	0	0	0	0	0	0	5	0.0
Colin Greening	3	0	1	1	1	0	0	0	0	0	0	10	0.0	Nicolas Deslauriers	4	0	0	0	-1	10	0	0	0	0	0	3	0.0
Ben Smith	2	0	1	1	2	0	0	0	0	0	0	2	0.0	Zemgus Girgensons	4	0	0	0	0	0	0	0	0	0	0	6	0.0
Tobias Lindberg	1	0	1	1	0	0	0	0	0	0	0	0	0.0	Rasmus Ristolainen	4	0	0	0	1	2	0	0	0	0	0	13	0.0
Roman Polak	1	0	1	1	0	2	0	0	0	0	0	1	0.0	Daniel Catenacci	2	0	0	0	0	0	0	0	0	0	0	1	0.0
Nazem Kadri	4	0	0	0	-3	10	0	0	0	0	0	7	0.0	Carlo Colaiacovo	2	0	0	0	0	2	0	0	0	0	0	1	0.0
Peter Holland	2	0	0	0	0	0	0	0	0	0	0	3	0.0	Tyler Ennis	1	0	0	0	0	0	0	0	0	0	0	2	0.0
Matt Hunwick	2	0	0	0	-1	4	0	0	0	0	0	4	0.0	Hudson Fasching	1	0	0	0	0	0	0	0	0	0	0	1	0.0
Mark Arcobello	1	0	0	0	1	0	0	0	0	0	0	1	0.0	Cody Franson	1	0	0	0	-1	0	0	0	0	0	0	1	0.0
Tyler Bozak	1	0	0	0	-1	0	0	0	0	0	0	1	0.0	Jamie McGinn	1	0	0	0	-1	0	0	0	0	0	0	1	0.0
TJ Brennan	1	0	0	0	-1	2	0	0	0	0	0	2	0.0	Casey Nelson	1	0	0	0	2	0	0	0	0	0	0	2	0.0
Connor Brown	1	0	0	0	0	0	0	0	0	0	0	1	0.0	Mike Weber	1	0	0	0	-1	0	0	0	0	0	0	1	0.0
Andrew Campbell	1	0	0	0	0	2	0	0	0	0	0	0	0.0	Power Play: 1-14 7.1% / Penalty Killing: 7-8 87.5%													
Byron Froese	1	0	0	0	0	0	0	0	0	0	0	1	0.0														
Frederik Gauthier	1	0	0	0	-1	0	0	0	0	0	0	0	0.0														
Scott Harrington	1	0	0	0	0	0	0	0	0	0	0	1	0.0														
Kasperii Kapanen	1	0	0	0	0	0	0	0	0	0	0	2	0.0														
Josh Leivo	1	0	0	0	-1	0	0	0	0	0	0	0	0.0														
Joffrey Lupul	1	0	0	0	0	0	0	0	0	0	0	2	0.0														
Shawn Matthias	1	0	0	0	0	0	0	0	0	0	0	1	0.0														
Dion Phaneuf	1	0	0	0	0	2	0	0	0	0	0	1	0.0														
Nick Spaling	1	0	0	0	0	2	0	0	0	0	0	1	0.0														
Rinat Valiev	1	0	0	0	0	0	0	0	0	0	0	1	0.0														
James van Riemsdyk	1	0	0	0	-1	0	0	0	0	0	0	3	0.0														
Daniel Winnik	1	0	0	0	0	0	0	0	0	0	0	0	0.0														
Power Play: 1-8 12.5% / Penalty Killing: 13-14 92.9%																											

GOALTENDING

MAPLE LEAFS	GP	Min	W-L-OT	SO	GA	SA	SV	GAA	SV%	SABRES	GP	Min	W-L-OT	SO	GA	SA	SV	GAA	SV%
Garret Sparks	3	182	1-1-1	0	7	84	77	2.31	.917	Chad Johnson	4	250	3-1-0	0	9	114	105	2.16	.921
Jonathan Bernier	1	65	0-0-1	0	1	35	34	0.92	.971										

LEAFS VS. BUFFALO HISTORY

Leafs All-Time Record: 72-100-18-11	Last Leafs win in Toronto: Mar. 19, 2016 (4-1)	Last two consecutive Leafs wins: Dec. 27, 2013 (4-3 SO) & Jan. 15, 2014 (4-3 SO)
Leafs All-Time Home Record: 45-38-12-5	Last Leafs win in Buffalo: Jan. 29, 2013 (4-3 OT)	Last two consecutive Leafs wins in Toronto: Oct. 14, 2014 (4-0), Mar. 11, 2015 (4-3 SO)
Leafs All-Time Road Record: 27-62-6-6	Leafs record in shootout: 4-6	Last two consecutive Leafs wins in Buffalo: Mar. 21, 2008 (4-1) & Dec. 12, 2008 (2-1)

MOST RECENT NOTABLES VS. BUFFALO

Last Leaf shutout in Toronto: Oct. 28, 2014 (4-0) (Jonathan Bernier)	Last Leaf hat trick: Mar. 16, 1990 @ BUF (Vincent Damphousse)
Last Leaf shutout in Buffalo: Nov. 9, 2007 (3-0) (Andrew Raycroft)	Last opponent hat trick vs. Leafs: Feb. 4, 2009 @ BUF (Thomas Vanek)
Last opponent shutout in Toronto: Nov. 30, 2009 (0-3) (Ryan Miller)	Last Leaf overtime goal: Jan. 29, 2013 @ BUF (4-3) FRATTIN (Miller)
Last opponent shutout in Buffalo: Feb. 4, 2009 (0-5) (Ryan Miller)	Last opponent overtime goal: Nov. 29, 2013 @ BUF (2-3) Ehrhoff (REIMER)



LEAFS vs. CALGARY FLAMES

Summary for MAPLE LEAFS: Won: 1 Lost: 1 OT: 0

at TORONTO MAPLE LEAFS

Date	Team	Opponent	Attendance	Goaltenders	W Goal
21 Mar '16	Maple Leafs 5	Flames 2	19,069	Bernier vs Hiller	William Nylander

at CALGARY FLAMES

Date	Team	Opponent	Attendance	Goaltenders	W Goal
09 Feb '16	Maple Leafs 3	Flames 4	19,289	Reimer vs Hiller	Dougie Hamilton

Goals by Period:	1st	2nd	3rd	OT	Total	Shots by Period:	1st	2nd	3rd	OT	Total
MAPLE LEAFS	2	2	4	0	8	MAPLE LEAFS	17	21	24	0	62
FLAMES	2	4	0	0	6	FLAMES	12	25	10	0	47

INDIVIDUAL SCORING

MAPLE LEAFS													FLAMES														
GP	G	A	P	+/-	PIM	PP	SH	GW	GT	EN	S	S%	GP	G	A	P	+/-	PIM	PP	SH	GW	GT	EN	S	S%		
Jake Gardiner	2	1	2	3	3	0	0	0	0	0	2	50.0	Dougie Hamilton	2	1	2	3	1	0	0	0	1	0	0	4	25.0	
William Nylander	1	1	2	3	3	0	0	0	1	0	0	4	25.0	Joe Colborne	2	1	1	2	-2	0	0	0	0	0	0	5	20.0
Josh Leivo	2	2	0	2	1	2	0	0	0	0	1	5	40.0	Markus Granlund	1	1	1	2	1	0	0	1	0	0	0	1	100.0
Frank Corrado	2	0	2	2	1	0	0	0	0	0	0	3	0.0	Mikael Backlund	2	1	0	1	-2	0	1	0	0	0	0	2	50.0
PA Parenteau	2	1	0	1	1	4	0	0	0	0	0	5	20.0	Micheal Ferland	2	1	0	1	-1	0	0	0	0	0	0	5	20.0
Colin Greening	1	1	0	1	0	0	0	0	0	0	1	4	25.0	Matt Stajan	2	1	0	1	1	2	0	1	0	0	0	3	33.3
Peter Holland	1	1	0	1	-2	0	1	0	0	0	0	5	20.0	Sam Bennett	2	0	1	1	-2	2	0	0	0	0	0	1	0.0
Zach Hyman	1	1	0	1	2	0	0	0	0	0	0	2	50.0	TJ Brodie	2	0	1	1	0	0	0	0	0	0	0	2	0.0
Connor Brown	1	0	1	1	0	0	0	0	0	0	0	1	0.0	Michael Frolik	2	0	1	1	0	2	0	0	0	0	0	2	0.0
Rich Clune	1	0	1	1	1	0	0	0	0	0	0	1	0.0	Mark Giordano	2	0	1	1	1	0	0	0	0	0	0	4	0.0
Matt Hunwick	1	0	1	1	-1	0	0	0	0	0	0	0	0.0	Garnet Hathaway	1	0	1	1	1	0	0	0	0	0	0	1	0.0
Brooks Laich	1	0	1	1	1	0	0	0	0	0	0	0	0.0	Brandon Bollig	2	0	0	0	0	4	0	0	0	0	0	3	0.0
Ben Smith	1	0	1	1	0	0	0	0	0	0	0	1	0.0	Josh Jooris	2	0	0	0	0	6	0	0	0	0	0	1	0.0
Michael Grabner	2	0	0	0	-1	0	0	0	0	0	0	4	0.0	Jakub Nakladal	2	0	0	0	-3	0	0	0	0	0	0	1	0.0
Nazem Kadri	2	0	0	0	-2	2	0	0	0	0	0	6	0.0	Lance Bouma	1	0	0	0	-1	0	0	0	0	0	0	0	0.0
Martin Marincin	2	0	0	0	1	0	0	0	0	0	0	0	0.0	Deryk Engelland	1	0	0	0	-2	0	0	0	0	0	0	1	0.0
Morgan Rielly	2	0	0	0	-2	2	0	0	0	0	0	4	0.0	Johnny Gaudreau	1	0	0	0	-2	2	0	0	0	0	0	4	0.0
Mark Arcobello	1	0	0	0	0	0	0	0	0	0	0	1	0.0	Jiri Hudler	1	0	0	0	0	0	0	0	0	0	0	1	0.0
Brad Boyes	1	0	0	0	1	0	0	0	0	0	0	3	0.0	Jyrki Jokipakka	1	0	0	0	0	2	0	0	0	0	0	1	0.0
Connor Carrick	1	0	0	0	2	0	0	0	0	0	0	1	0.0	David Jones	1	0	0	0	-1	0	0	0	0	0	0	0	0.0
Byron Froese	1	0	0	0	1	2	0	0	0	0	0	3	0.0	Sean Monahan	1	0	0	0	-2	0	0	0	0	0	0	3	0.0
Frederik Gauthier	1	0	0	0	0	0	0	0	0	0	0	2	0.0	Kris Russell	1	0	0	0	2	0	0	0	0	0	0	2	0.0
Leo Komarov	1	0	0	0	-2	0	0	0	0	0	0	1	0.0	Ladislav Smid	1	0	0	0	-2	0	0	0	0	0	0	0	0.0
Milan Michalek	1	0	0	0	-1	0	0	0	0	0	0	0	0.0	Tyler Wotherspoon	1	0	0	0	-1	0	0	0	0	0	0	0	0.0
Roman Polak	1	0	0	0	1	0	0	0	0	0	0	2	0.0	Power Play: 1-5 20.0% / Penalty Killing: 8-9 88.9%													
Nick Spaling	1	0	0	0	0	0	0	0	0	0	0	0	0.0														
Rinat Valiev	1	0	0	0	1	0	0	0	0	0	0	1	0.0														
Daniel Winnik	1	0	0	0	1	0	0	0	0	0	0	1	0.0														

Power Play: 1-9 11.1% / Penalty Killing: 4-5 80.0%

GOALTENDING

MAPLE LEAFS	GP	Min	W-L-OT	SO	GA	SA	SV	GAA	SV%
Jonathan Bernier	1	60	1-0-0	0	2	25	23	2.02	.920
James Reimer	1	58	0-1-0	0	4	22	18	4.16	.818

GOALTENDING

FLAMES	GP	Min	W-L-OT	SO	GA	SA	SV	GAA	SV%
Jonas Hiller	2	119	1-1-0	0	5	55	50	2.52	.909

LEAFS VS. CALGARY HISTORY

Leafs All-Time Record: 57-57-12-4	Last Leafs win in Toronto: Mar. 21, 2016 (5-2)	Last two consecutive Leafs wins: Oct. 30, 2013 (4-2) & Apr. 1, 2014 (3-2)
Leafs All-Time Home Record: 34-18-7-2	Last Leafs win in Calgary: Oct. 30, 2013 (4-2)	Last two consecutive Leafs wins in Toronto: Oct. 15, 2011 (3-2) & Apr. 1, 2014 (3-2)
Leafs All-Time Road Record: 23-39-5-2	Leafs record in shootout: 0-1	Last two consecutive Leafs wins in Calgary: Jan. 22, 2002 (6-1) & Dec. 27, 2002 (4-3)

MOST RECENT NOTABLES VS. CALGARY

Last Leaf shutout in Toronto: Never	Last Leaf hat trick: Oct. 14, 2006 vs. CGY (Mats Sundin)
Last Leaf shutout in Calgary: Mar. 28, 1993 (4-0) (Darren Puppa)	Last opponent hat trick vs. Leafs: Mar. 14, 2009 vs. CGY (Olli Jokinen)
Last opponent shutout in Toronto: Dec. 31, 1977 (0-3) (Yves Belanger - ATL)	Last Leaf overtime goal: Oct. 14, 2006 vs. CGY (5-4) SUNDIN (Kiprusoff)
Last opponent shutout in Calgary: Jan. 6, 2006 (0-1) (Miikka Kiprusoff)	Last opponent overtime goal: Nov. 18, 2003 @ CGY (2-3) Lydman (BELFOUR)



LEAFS vs. CAROLINA HURRICANES

Summary for MAPLE LEAFS: Won: 2 Lost: 0 OT: 1

at TORONTO MAPLE LEAFS

Date	Team	Opponent	Attendance	Goaltenders	W Goal
25 Feb '16	Maple Leafs 3	Hurricanes 1	18,862	Bernier vs Ward	Josh Leivo
21 Jan '16 *	Maple Leafs 0	Hurricanes 1	18,981	Reimer vs Lack	Jordan Staal

at CAROLINA HURRICANES

Date	Team	Opponent	Attendance	Goaltenders	W Goal
20 Nov '15 **	Maple Leafs 2	Hurricanes 1	10,327	Reimer vs Ward	Joffrey Lupul

* - Overtime ** - Shootout

Goals by Period:	1st	2nd	3rd	OT	Total	Shots by Period:	1st	2nd	3rd	OT	Total
MAPLE LEAFS	1	1	2	0	4	MAPLE LEAFS	35	22	20	9	86
HURRICANES	1	0	1	1	3	HURRICANES	28	34	38	6	106

INDIVIDUAL SCORING

MAPLE LEAFS	GP	G	A	P	+/-	PIM	PP	SH	GW	GT	EN	S	S%	HURRICANES	GP	G	A	P	+/-	PIM	PP	SH	GW	GT	EN	S	S%
Nazem Kadri	3	1	1	2	0	4	1	0	0	0	0	7	14.3	Justin Faulk	2	0	2	2	2	0	0	0	0	0	10	0.0	
PA Parenteau	3	1	1	2	1	4	0	0	0	0	0	9	11.1	John-Michael Liles	3	1	0	1	2	2	0	0	0	0	8	12.5	
Brad Boyes	3	1	0	1	0	0	1	0	0	0	0	3	33.3	Jordan Staal	3	1	0	1	1	6	0	0	1	0	8	12.5	
Josh Leivo	1	1	0	1	2	2	0	0	1	0	0	2	50.0	Brad Malone	1	1	0	1	1	4	0	0	0	0	0	1100.0	
Jake Gardiner	3	0	1	1	-1	0	0	0	0	0	0	5	0.0	Ron Hainsey	3	0	1	1	-1	0	0	0	0	0	0	6	0.0
Morgan Rielly	3	0	1	1	-1	0	0	0	0	0	0	1	0.0	Eric Staal	3	0	1	1	1	2	0	0	0	0	0	9	0.0
Leo Komarov	2	0	1	1	-1	0	0	0	0	0	0	3	0.0	Kris Versteeg	3	0	1	1	2	0	0	0	0	0	0	2	0.0
Colin Greening	1	0	1	1	0	0	0	0	0	0	0	4	0.0	Noah Hanifin	3	0	0	0	-2	0	0	0	0	0	0	5	0.0
Viktor Loov	1	0	1	1	1	0	0	0	0	0	0	0	0.0	Elias Lindholm	3	0	0	0	-1	4	0	0	0	0	0	2	0.0
James van Riemsdyk	1	0	1	1	-1	0	0	0	0	0	0	3	0.0	Jay McClement	3	0	0	0	1	0	0	0	0	0	0	2	0.0
Byron Froese	3	0	0	0	0	2	0	0	0	0	0	4	0.0	Riley Nash	3	0	0	0	-1	0	0	0	0	0	0	5	0.0
Michael Grabner	3	0	0	0	0	2	0	0	0	0	0	8	0.0	Joakim Nordstrom	3	0	0	0	0	0	0	0	0	0	0	3	0.0
Peter Holland	3	0	0	0	-1	0	0	0	0	0	0	5	0.0	Brett Pesce	3	0	0	0	2	2	0	0	0	0	0	5	0.0
Martin Marincin	3	0	0	0	0	2	0	0	0	0	0	2	0.0	Victor Rask	3	0	0	0	-2	2	0	0	0	0	0	5	0.0
Daniel Winnik	3	0	0	0	-1	2	0	0	0	0	0	7	0.0	Jeff Skinner	3	0	0	0	-1	4	0	0	0	0	0	14	0.0
Tyler Bozak	2	0	0	0	-1	2	0	0	0	0	0	7	0.0	Jacob Slavin	3	0	0	0	0	0	0	0	0	0	0	7	0.0
Rich Clune	2	0	0	0	-1	2	0	0	0	0	0	0	0.0	Phillip Di Giuseppe	2	0	0	0	1	2	0	0	0	0	0	5	0.0
Matt Hunwick	2	0	0	0	0	0	0	0	0	0	0	3	0.0	Nathan Gerbe	2	0	0	0	0	0	0	0	0	0	0	2	0.0
Joffrey Lupul	2	0	0	0	0	0	0	0	0	0	0	2	0.0	Andrej Nestrasil	2	0	0	0	0	0	0	0	0	0	0	5	0.0
Shawn Matthias	2	0	0	0	0	2	0	0	0	0	0	1	0.0	Chris Terry	2	0	0	0	-1	0	0	0	0	0	0	1	0.0
Dion Phaneuf	2	0	0	0	-1	4	0	0	0	0	0	5	0.0	Michal Jordan	1	0	0	0	-1	0	0	0	0	0	0	1	0.0
Roman Polak	2	0	0	0	0	2	0	0	0	0	0	2	0.0	Power Play: 0-10 0.0% / Penalty Killing: 8-10 80.0%													
Mark Arcobello	1	0	0	0	1	0	0	0	0	0	0	2	0.0														
Frank Corrado	1	0	0	0	2	0	0	0	0	0	0	1	0.0														
Brendan Leipsic	1	0	0	0	0	0	0	0	0	0	0	0	0.0														
Stuart Percy	1	0	0	0	-1	0	0	0	0	0	0	0	0.0														

Power Play: 2-10 20.0% / Penalty Killing: 10-10 100.0%

GOALTENDING

MAPLE LEAFS	GP	Min	W-L-OT	SO	GA	SA	SV	GAA	SV%	HURRICANES	GP	Min	W-L-OT	SO	GA	SA	SV	GAA	SV%
James Reimer	2	128	1-0-1	0	2	75	73	0.94	.973	Eddie Lack	1	63	1-0-0	1	0	32	32	0.00	1.000
Jonathan Bernier	1	60	1-0-0	0	1	31	30	1.01	.968	Cam Ward	2	123	0-1-1	0	4	54	50	1.96	.926

LEAFS VS. CAROLINA HISTORY

Leafs All-Time Record:

41-54-11-7

Leafs All-Time Home Record:

21-28-6-2

Leafs All-Time Road Record:

20-26-5-5

Last Leafs win in Toronto:

Dec. 29, 2013 (5-2)

Last Leafs win in Carolina:

Mar. 16, 2011 (3-1)

Leafs record in shootout:

1-2

Last two consecutive Leafs wins:

Feb. 3, 2011 (3-0) & Mar. 16, 2011 (3-1)

Last two consecutive Leafs wins in Toronto:

Oct. 20, 2005 (5-4 OT) & Mar. 21, 2006 (3-2)

Last two consecutive Leafs wins in Carolina:

Jan. 15, 2009 (6-4) & Nov. 6, 2009 (3-2)

MOST RECENT NOTABLES VS. CAROLINA

Last Leaf shutout in Toronto:

Feb. 3, 2011 (3-0) (James Reimer)

Last Leaf shutout in Carolina:

Nov. 3, 1999 (6-0) (Curtis Joseph)

Last opponent shutout in Toronto:

Jan. 21, 2016 (0-1 OT) (Eddie Lack)

Last opponent shutout in Carolina:

Mar. 5, 1989 (0-3) (Peter Sidorkiewicz - HFD)

Last Leaf hat trick:

Jan. 15, 2009 @ CAR (Jason Blake)

Last opponent hat trick vs. Leafs:

Nov. 27, 2001 vs. CAR (Sami Kapanen)

Last Leaf overtime goal:

Dec. 13, 2011 vs. CAR (2-1) CONNOLLY (Ward)

Last opponent overtime goal:

Jan. 21, 2016 vs. CAR (0-1) Staal (REIMER)



LEAFS vs. CHICAGO BLACKHAWKS

Summary for MAPLE LEAFS: Won: 0 Lost: 2 OT: 0

at TORONTO MAPLE LEAFS

Date	Team	Opponent	Attendance	Goaltenders	W Goal
15 Jan '16	Maple Leafs 1	Blackhawks 4	20,049	Reimer vs Darling	Patrick Kane

at CHICAGO BLACKHAWKS

Date	Team	Opponent	Attendance	Goaltenders	W Goal
15 Feb '16	Maple Leafs 2	Blackhawks 7	21,767	Reimer vs Darling	Brent Seabrook

* - Overtime ** - Shootout

Goals by Period:	1st	2nd	3rd	OT	Total	Shots by Period:	1st	2nd	3rd	OT	Total
MAPLE LEAFS	0	0	3	0	3	MAPLE LEAFS	21	23	22	0	66
BLACKHAWKS	2	3	6	0	11	BLACKHAWKS	23	16	22	0	61

INDIVIDUAL SCORING

MAPLE LEAFS	GP	G	A	P	+/-	PIM	PP	SH	GW	GT	EN	S	S%	BLACKHAWKS	GP	G	A	P	+/-	PIM	PP	SH	GW	GT	EN	S	S%	
PA Parenteau	2	1	2	3	2	0	1	0	0	0	0	8	12.5	Patrick Kane	2	4	4	8	3	2	1	0	1	0	19	44.4		
Morgan Rielly	2	1	1	2	0	0	0	0	0	0	0	5	20.0	Artemi Panarin	2	2	3	5	3	4	2	0	0	0	0	5	40.0	
Mark Arcobello	1	1	0	1	1	0	0	0	0	0	0	3	33.3	Duncan Keith	2	0	4	4	2	0	0	0	0	0	0	0	3	0.0
Brad Boyes	2	0	1	1	-1	0	0	0	0	0	0	2	0.0	Brent Seabrook	2	1	2	3	1	2	1	0	1	0	0	4	25.0	
Colin Greening	1	0	1	1	1	4	0	0	0	0	0	2	0.0	Andrew Shaw	2	1	2	3	1	0	1	0	0	0	0	5	20.0	
Shawn Matthias	1	0	1	1	1	0	0	0	0	0	0	4	0.0	Teuvo Teravainen	2	1	1	2	1	0	1	0	0	0	0	2	50.0	
Byron Froese	2	0	0	0	-2	2	0	0	0	0	0	1	0.0	Brandon Mashinter	1	1	0	1	0	0	0	0	0	0	0	2	50.0	
Jake Gardiner	2	0	0	0	-2	4	0	0	0	0	0	3	0.0	Viktor Svedberg	1	1	0	1	0	0	0	0	0	0	0	2	50.0	
Michael Grabner	2	0	0	0	-1	2	0	0	0	0	0	0	0.0	Artem Anisimov	2	0	1	1	2	2	0	0	0	0	0	2	0.0	
Peter Holland	2	0	0	0	-2	0	0	0	0	0	0	3	0.0	Niklas Hjalmarsson	2	0	1	1	2	0	0	0	0	0	0	1	0.0	
Matt Hunwick	2	0	0	0	-2	2	0	0	0	0	0	2	0.0	Jonathan Toews	2	0	1	1	1	0	0	0	0	0	0	2	0.0	
Nazem Kadri	2	0	0	0	-1	2	0	0	0	0	0	7	0.0	Phillip Danault	2	0	0	0	-1	0	0	0	0	0	0	5	0.0	
Leo Komarov	2	0	0	0	-2	0	0	0	0	0	0	3	0.0	Andrew Desjardins	2	0	0	0	0	0	0	0	0	0	0	2	0.0	
Martin Marincin	2	0	0	0	-1	6	0	0	0	0	0	2	0.0	Richard Panik	2	0	0	0	0	0	0	0	0	0	0	3	0.0	
Roman Polak	2	0	0	0	-1	4	0	0	0	0	0	2	0.0	Dennis Rasmussen	2	0	0	0	0	0	0	0	0	0	0	2	0.0	
Daniel Winnik	2	0	0	0	-2	0	0	0	0	0	0	3	0.0	Michal Rozsival	2	0	0	0	-1	2	0	0	0	0	0	1	0.0	
Tyler Bozak	1	0	0	0	1	0	0	0	0	0	0	1	0.0	Trevor van Riemsdyk	2	0	0	0	3	2	0	0	0	0	0	2	0.0	
Rich Clune	1	0	0	0	-1	0	0	0	0	0	0	0	0.0	Ryan Garbutt	1	0	0	0	-1	0	0	0	0	0	0	5	0.0	
Frank Corrado	1	0	0	0	-1	0	0	0	0	0	0	4	0.0	Vincent Hinostroza	1	0	0	0	0	0	0	0	0	0	0	0	0.0	
Josh Leivo	1	0	0	0	0	0	0	0	0	0	0	1	0.0	Marian Hossa	1	0	0	0	0	0	0	0	0	0	0	4	0.0	
Joffrey Lupul	1	0	0	0	-1	0	0	0	0	0	0	2	0.0	Rob Scuderi	1	0	0	0	-1	0	0	0	0	0	0	0	0.0	
Dion Phaneuf	1	0	0	0	-1	0	0	0	0	0	0	3	0.0															
Nick Spaling	1	0	0	0	-1	0	0	0	0	0	0	5	0.0															

Power Play: 1-7 14.3% / Penalty Killing: 7-13 53.8%

Power Play: 6-13 46.2% / Penalty Killing: 6-7 85.7%

GOALTENDING

MAPLE LEAFS	GP	Min	W-L-OT	SO	GA	SA	SV	GAA	SV%
James Reimer	2	119	0-2-0	0	10	60	50	5.05	.833

GOALTENDING

BLACKHAWKS	GP	Min	W-L-OT	SO	GA	SA	SV	GAA	SV%
Scott Darling	2	119	2-0-0	0	3	66	63	1.51	.955

LEAFS VS. CHICAGO HISTORY

Leafs All-Time Record:
286-262-96-1

Last Leafs win in Toronto:
Nov. 1, 2014 (3-2)

Last two consecutive Leafs wins:
Dec. 1, 2001 (4-1) & Feb. 12, 2003 (3-1)

Leafs All-Time Home Record:
166-100-54-1

Last Leafs win in Chicago:
Feb. 12, 2003 (3-1)

Last two consecutive Leafs wins in Toronto:
Mar. 31, 1990 (6-4) & Oct. 20, 1990 (6-2)

Leafs All-Time Road Record:
120-162-42-0

Leafs record in shootout:
0-0

Last two consecutive Leafs wins in Chicago:
Nov. 30, 2001 (2-1) & Feb. 12, 2003 (3-1)

MOST RECENT NOTABLES VS. CHICAGO

Last Leaf shutout in Toronto:
Mar. 30, 1968 (3-0) (Johnny Bower)

Last Leaf hat trick:
Nov. 12, 1998 @ CHI (Mats Sundin)

Last Leaf shutout in Chicago:
Apr. 6, 2001 (1-0) (Curtis Joseph)

Last opponent hat trick vs. Leafs:
Jan. 15, 2016 vs. CHI (Patrick Kane)

Last opponent shutout in Toronto:
Mar. 30, 2000 (0-4) (Jocelyn Thibault)

Last Leaf overtime goal:
Jan. 24, 1997 @ CHI (2-1) MULLER (Hackett)

Last opponent shutout in Chicago:
Dec. 21, 2014 (0-4) (Antti Raanta)

Last opponent overtime goal:
Nov. 22, 2008 vs. CHI (4-5) Bolland (TOSKALA)



LEAFS vs. COLORADO AVALANCHE

Summary for MAPLE LEAFS: Won: 2 Lost: 0 OT: 0

at TORONTO MAPLE LEAFS

Date	Team	Opponent	Attendance	Goaltenders	W Goal
17 Nov '15	Maple Leafs 5	Avalanche 1	19,238	Reimer vs Berra, Pickard	PA Parenteau

at COLORADO AVALANCHE

Date	Team	Opponent	Attendance	Goaltenders	W Goal
21 Dec '15	Maple Leafs 7	Avalanche 4	16,084	Bernier vs Varlamov	Tyler Bozak

* - Overtime ** - Shootout

Goals by Period:	1st	2nd	3rd	OT	Total	Shots by Period:	1st	2nd	3rd	OT	Total
MAPLE LEAFS	4	2	6	0	12	MAPLE LEAFS	18	14	20	0	52
AVALANCHE	1	3	1	0	5	AVALANCHE	20	19	24	0	63

INDIVIDUAL SCORING

MAPLE LEAFS													AVALANCHE														
GP	G	A	P	+/-	PIM	PP	SH	GW	GT	EN	S	S%	GP	G	A	P	+/-	PIM	PP	SH	GW	GT	EN	S	S%		
Tyler Bozak	2	4	2	6	4	0	1	0	1	0	1	7	57.1	Erik Johnson	2	2	1	3	-1	0	1	0	0	0	0	5	40.0
Leo Komarov	2	3	1	4	-1	2	2	1	0	0	0	6	50.0	Jack Skille	2	2	0	2	2	0	0	0	0	0	0	6	33.3
James van Riemsdyk	2	2	2	4	3	0	1	0	0	0	0	4	50.0	John Mitchell	1	1	0	1	1	0	0	0	0	0	0	0	100.0
Jake Gardiner	2	0	4	4	1	2	0	0	0	0	0	1	0.0	Tyson Barrie	2	0	1	1	-2	0	0	0	0	0	0	0	0.0
Peter Holland	2	0	4	4	-1	0	0	0	0	0	0	2	0.0	Matt Duchene	2	0	1	1	-1	0	0	0	0	0	0	0	0.0
PA Parenteau	2	2	1	3	4	0	2	0	1	0	0	3	66.7	Nick Holden	2	0	1	1	0	0	0	0	0	0	0	0	0.0
Joffrey Lupul	2	1	0	1	0	0	1	0	0	0	0	2	50.0	Jarome Iginla	2	0	1	1	-2	0	0	0	0	0	0	0	0.0
Brad Boyes	2	0	1	1	-2	2	0	0	0	0	0	2	0.0	Nathan MacKinnon	2	0	1	1	-2	0	0	0	0	0	0	0	0.0
Matt Hunwick	2	0	1	1	0	2	0	0	0	0	0	0	0.0	Cody McLeod	2	0	1	1	2	0	0	0	0	0	0	0	0.0
Nazem Kadri	2	0	1	1	-2	2	0	0	0	0	0	7	0.0	Gabriel Landeskog	1	0	1	1	-2	0	0	0	0	0	0	0	0.0
Shawn Matthias	2	0	1	1	-1	0	0	0	0	0	0	0	0.0	Zach Redmond	1	0	1	1	1	0	0	0	0	0	0	0	0.0
Dion Phaneuf	2	0	1	1	0	0	0	0	0	0	0	5	0.0	Alex Tanguay	1	0	1	1	1	2	0	0	0	0	0	0	0.0
Morgan Rielly	2	0	1	1	1	0	0	0	0	0	0	2	0.0	Francois Beauchemin	2	0	0	0	1	4	0	0	0	0	0	0	0.0
Byron Froese	2	0	0	0	-1	4	0	0	0	0	0	4	0.0	Blake Comeau	2	0	0	0	-2	6	0	0	0	0	0	0	0.0
Michael Grabner	2	0	0	0	-1	0	0	0	0	0	0	4	0.0	Mikhail Grigorenko	2	0	0	0	2	0	0	0	0	0	0	0	0.0
Martin Marincin	2	0	0	0	-1	2	0	0	0	0	0	2	0.0	Nate Guenin	2	0	0	0	0	0	0	0	0	0	0	0	0.0
Roman Polak	2	0	0	0	1	0	0	0	0	0	0	1	0.0	Andreas Martinsen	2	0	0	0	-2	2	0	0	0	0	0	0	0.0
Daniel Winnik	2	0	0	0	0	0	0	0	0	0	0	0	0.0	Carl Soderberg	2	0	0	0	-2	0	0	0	0	0	0	0	0.0
Power Play: 7-8 87.5% / Penalty Killing: 7-8 87.5%													Power Play: 1-8 12.5% / Penalty Killing: 1-8 12.5%														

GOALTENDING

MAPLE LEAFS										AVALANCHE									
GP	Min	W-L-OT	SO	GA	SA	SV	GAA	SV%	GP	Min	W-L-OT	SO	GA	SA	SV	GAA	SV%		
James Reimer	1	60	1-0-0	0	1	35	34	1.01	.971	Reto Berra	1	52	0-1-0	0	4	26	22	4.64	.846
Jonathan Bernier	1	60	1-0-0	0	4	28	24	4.00	.857	Calvin Pickard	1	7	0-0-0	0	1	4	3	8.76	.750
										Semyon Varlamov	1	59	0-1-0	0	6	21	15	6.12	.714

LEAFS VS. COLORADO HISTORY

Leafs All-Time Record:
29-36-9-2

Leafs All-Time Home Record:
18-18-4-1

Leafs All-Time Road Record:
11-18-5-1

Last Leafs win in Toronto:
Nov. 17, 2016 (5-1)

Last Leafs win in Colorado:
Dec. 21, 2016 (7-4)

Leafs record in shootout:
0-1

Last two consecutive Leafs wins:
Nov. 17, 2015 (5-1) & Dec. 21, 2015 (7-4)

Last two consecutive Leafs wins in Toronto:
Oct. 14, 2014 (3-2 OT) & Nov. 17, 2015 (5-1)

Last two consecutive Leafs wins in Colorado:
Mar. 24, 2011 (4-3) & Jan. 21, 2014 (5-2)

MOST RECENT NOTABLES VS. COLORADO

Last Leaf shutout in Toronto:
Nov. 4, 1998 (3-0) (Curtis Joseph)

Last Leaf shutout in Colorado:
Never

Last opponent shutout in Toronto:
Jan. 25, 2003 (0-3) (Patrick Roy)

Last opponent shutout in Colorado:
Mar. 3, 1996 (0-4) (Patrick Roy)

Last Leaf hat trick:
Dec. 21, 2015 at COL (Tyler Bozak)

Last Opponent hat trick vs. Leafs:
Nov. 26, 1992 vs. QUE (Owen Nolan)

Last Leaf overtime goal:
Oct 14, 2014 (3-2 OT) Phil Kessel

Last opponent overtime goal:
Oct. 17, 2011 vs. COL (2-3) Jones (REIMER)



LEAFS vs. COLUMBUS BLUE JACKETS

Summary for MAPLE LEAFS: Won: 1 Lost: 2 OT: 0

at TORONTO MAPLE LEAFS

Date	Team	Opponent	Attendance	Goaltenders	W Goal
06 Apr '16	Maple Leafs 1	Blue Jackets 5	18,837	Sparks vs Bobrovsky	Brandon Dubinsky
13 Jan '16	Maple Leafs 1	Blue Jackets 3	18,903	Reimer vs Korpisalo	Alexander Wennberg

at COLUMBUS BLUE JACKETS

Date	Team	Opponent	Attendance	Goaltenders	W Goal
16 Oct '15	Maple Leafs 6	Blue Jackets 3	13,885	Reimer vs Bobrovsky	Joffrey Lupul

* - Overtime ** - Shootout

Goals by Period:	1st	2nd	3rd	OT	Total	Shots by Period:	1st	2nd	3rd	OT	Total
MAPLE LEAFS	0	4	4	0	8	MAPLE LEAFS	30	38	35	0	103
BLUE JACKETS	2	4	5	0	11	BLUE JACKETS	20	33	28	0	81

INDIVIDUAL SCORING

MAPLE LEAFS													BLUE JACKETS													
GP	G	A	P	+/-	PIM	PP	SH	GW	GT	EN	S	S%	GP	G	A	P	+/-	PIM	PP	SH	GW	GT	EN	S	S%	
Morgan Rielly	3	1	3	4	1	0	0	1	0	0	10	10.0	Brandon Dubinsky	3	3	1	4	-1	0	1	0	1	0	1	9	33.3
Leo Komarov	2	2	1	3	4	2	0	0	0	0	1	4	50.0	Boone Jenner	3	2	1	3	-1	4	0	0	0	0	4	50.0
Daniel Winnik	2	0	3	3	0	0	0	0	0	0	0	1	0.0	Scott Hartnell	3	1	2	3	0	4	1	0	0	0	4	25.0
Brad Boyes	3	1	1	2	0	0	0	0	0	0	5	20.0	Brandon Saad	3	1	2	3	0	0	0	0	0	0	0	8	12.5
Joffrey Lupul	2	1	1	2	1	0	0	0	1	0	4	25.0	Matt Calvert	2	1	2	3	2	0	0	0	0	0	0	4	25.0
Jake Gardiner	3	1	0	1	2	0	0	0	0	0	8	12.5	Cam Atkinson	3	0	3	3	1	0	0	0	0	0	0	6	0.0
Nazem Kadri	2	1	0	1	3	0	0	0	0	0	13	7.7	Alexander Wennberg	2	1	1	2	2	0	0	0	1	0	0	2	50.0
James van Riemsdyk	1	1	0	1	2	0	0	0	0	0	2	50.0	Oliver Bjorkstrand	1	1	1	2	2	0	0	0	0	0	0	2	50.0
Tyler Bozak	3	0	1	1	-1	2	0	0	0	0	7	0.0	Nick Foligno	2	1	0	1	-2	0	0	0	0	0	0	3	33.3
Michael Grabner	3	0	1	1	-2	0	0	0	0	0	4	0.0	Ryan Murray	3	0	1	1	2	2	0	0	0	0	0	4	0.0
Peter Holland	2	0	1	1	1	0	0	0	0	0	2	0.0	Justin Falk	2	0	1	1	2	0	0	0	0	0	0	3	0.0
Shawn Matthias	2	0	1	1	-1	0	0	0	0	0	4	0.0	Cody Goloubef	2	0	1	1	0	0	0	0	0	0	0	7	0.0
Dion Phaneuf	2	0	1	1	3	6	0	0	0	0	2	0.0	Seth Jones	2	0	1	1	2	0	0	0	0	0	0	0	0.0
Frederik Gauthier	1	0	1	1	-2	0	0	0	0	0	0	0.0	Ryan Johansen	1	0	1	1	-1	0	0	0	0	0	0	2	0.0
Brooks Laich	1	0	1	1	-2	0	0	0	0	0	2	0.0	Kerby Rychel	1	0	1	1	1	2	0	0	0	0	0	3	0.0
PA Parenteau	3	0	0	0	-1	2	0	0	0	0	6	0.0	Gregory Campbell	3	0	0	0	-1	0	0	0	0	0	0	4	0.0
Byron Froese	2	0	0	0	-2	0	0	0	0	0	1	0.0	William Karlsson	3	0	0	0	0	0	0	0	0	0	0	5	0.0
Matt Hunwick	2	0	0	0	-1	2	0	0	0	0	5	0.0	David Savard	3	0	0	0	-2	0	0	0	0	0	0	4	0.0
Martin Marincin	2	0	0	0	-1	0	0	0	0	0	0	0.0	Josh Anderson	2	0	0	0	1	0	0	0	0	0	0	2	0.0
Roman Polak	2	0	0	0	0	0	0	0	0	0	3	0.0	Rene Bourque	2	0	0	0	-1	0	0	0	0	0	0	1	0.0
TJ Brennan	1	0	0	0	-4	0	0	0	0	0	1	0.0	Jack Johnson	2	0	0	0	-3	0	0	0	0	0	0	0	0.0
Andrew Campbell	1	0	0	0	-1	0	0	0	0	0	1	0.0	Dalton Prout	2	0	0	0	-1	0	0	0	0	0	0	2	0.0
Sam Carrick	1	0	0	0	-1	2	0	0	0	0	1	0.0	Jared Boll	1	0	0	0	-1	0	0	0	0	0	0	0	0.0
Frank Corrado	1	0	0	0	-1	0	0	0	0	0	2	0.0	David Clarkson	1	0	0	0	2	0	0	0	0	0	0	1	0.0
Colin Greening	1	0	0	0	-1	0	0	0	0	0	3	0.0	Dean Kukan	1	0	0	0	4	0	0	0	0	0	0	0	0.0
Scott Harrington	1	0	0	0	0	0	0	0	0	0	0	0.0	Fedor Tyutin	1	0	0	0	-1	0	0	0	0	0	0	1	0.0
Kasperii Kapanen	1	0	0	0	-1	0	0	0	0	0	2	0.0	Power Play: 2-8 25.0% / Penalty Killing: 6-6 100.0%													
Josh Leivo	1	0	0	0	0	0	0	0	0	0	2	0.0														
Tobias Lindberg	1	0	0	0	0	0	0	0	0	0	5	0.0														
William Nylander	1	0	0	0	0	0	0	0	0	0	2	0.0														
Nick Spaling	1	0	0	0	0	2	0	0	0	0	1	0.0														

Power Play: 0-6 0.0% / Penalty Killing: 6-8 75.0%

GOALTENDING

MAPLE LEAFS													BLUE JACKETS												
GP	Min	W-L-OT	SO	GA	SA	SV	GAA	SV%	GP	Min	W-L-OT	SO	GA	SA	SV	GAA	SV%								
James Reimer	2	118	1-1-0	0	5	48	43	2.54	.896	Joonas Korpisalo	1	60	1-0-0	0	1	42	41	1.00	.976						
Garret Sparks	1	60	0-1-0	0	5	32	27	5.03	.844	Sergei Bobrovsky	2	119	1-1-0	0	6	60	54	3.04	.900						

LEAFS VS. COLUMBUS HISTORY

Leafs All-Time Record: 9-7-1-2	Last Leafs win in Toronto: Jan. 9, 2015 (5-2)	Last two consecutive Leafs wins: Oct 31, 2014 (4-1) & Jan. 9, 2015 (5-2)
Leafs All-Time Home Record: 4-5-1-1	Last Leafs win in Columbus: Oct. 16, 2015 (6-3)	Last two consecutive Leafs wins in Toronto: Feb. 12, 2004 (4-1) & Feb. 19, 2008 (3-1)
Leafs All-Time Road Record: 5-2-0-1	Leafs record in shootout: 0-1	Last two consecutive Leafs wins in Columbus: Dec. 3, 2009 (6-3) & Nov. 3, 2011 (4-1)

MOST RECENT NOTABLES VS. COLUMBUS

Last Leaf shutout in Toronto: Never	Last Leaf hat trick: Never
Last Leaf shutout in Columbus: Never	Last opponent hat trick vs. Leafs: Mar. 20, 2003 @ CBJ (Tyler Wright)
Last opponent shutout in Toronto: Nov. 25, 2013 (0-6) (Sergei Bobrovsky)	Last Leaf overtime goal: Never
Last opponent shutout in Columbus: Apr. 8, 2015 (0-5) (Sergei Bobrovsky)	Last opponent overtime goal: Mar. 20, 2003 @ CBJ (3-4) Wright (KIDD)



LEAFS vs. DALLAS STARS

Summary for MAPLE LEAFS: Won: 2 Lost: 0 OT: 0

at TORONTO MAPLE LEAFS

Date	Team	Opponent	Attendance	Goaltenders	W Goal
02 Nov '15	Maple Leafs 4	Stars 1	19,087	Reimer vs Niemi	Joffrey Lupul

at DALLAS STARS

Date	Team	Opponent	Attendance	Goaltenders	W Goal
10 Nov '15	Maple Leafs 3	Stars 2	18,266	Reimer vs Niemi	Jake Gardiner

Goals by Period:	1st	2nd	3rd	OT	Total	Shots by Period:	1st	2nd	3rd	OT	Total
MAPLE LEAFS	2	2	3	0	7	MAPLE LEAFS	16	22	18	0	56
STARS	1	1	1	0	3	STARS	24	35	23	0	82

INDIVIDUAL SCORING

MAPLE LEAFS	GP	G	A	P	+/-	PIM	PP	SH	GW	GT	EN	S	S%	STARS	GP	G	A	P	+/-	PIM	PP	SH	GW	GT	EN	S	S%	
Morgan Rielly	2	1	3	4	1	0	1	0	0	0	0	3	33.3	Patrick Sharp	2	1	1	2	1	0	0	0	0	0	0	7	14.3	
Joffrey Lupul	2	2	1	3	0	0	1	0	1	0	0	6	33.3	Jason Demers	2	0	2	2	1	0	0	0	0	0	0	0	5	0.0
Brad Boyes	2	1	1	2	1	0	0	0	0	0	0	2	50.0	Jamie Benn	2	1	0	1	1	2	0	0	0	0	0	0	9	11.1
Jake Gardiner	2	1	1	2	1	0	0	0	1	0	0	3	33.3	Vernon Fiddler	2	1	0	1	-1	0	0	0	0	0	0	0	4	25.0
Tyler Bozak	2	0	2	2	-1	0	0	0	0	0	0	2	0.0	Johnny Oduya	2	0	1	1	1	2	0	0	0	0	0	0	4	0.0
PA Parenteau	2	1	0	1	-1	0	0	0	0	0	0	8	12.5	Tyler Seguin	2	0	1	1	1	0	0	0	0	0	0	0	10	0.0
Peter Holland	1	1	0	1	0	0	1	0	0	0	0	3	33.3	Jordie Benn	2	0	0	0	-3	0	0	0	0	0	0	0	4	0.0
Byron Froese	2	0	1	1	1	0	0	0	0	0	0	5	0.0	Cody Eakin	2	0	0	0	0	2	0	0	0	0	0	0	6	0.0
Nazem Kadri	2	0	1	1	1	0	0	0	0	0	0	7	0.0	Radek Faksa	2	0	0	0	-1	0	0	0	0	0	0	0	2	0.0
Leo Komarov	2	0	1	1	1	0	0	0	0	0	0	2	0.0	Alex Goligoski	2	0	0	0	1	2	0	0	0	0	0	0	5	0.0
Shawn Matthias	2	0	1	1	-1	0	0	0	0	0	0	2	0.0	Ales Hemsky	2	0	0	0	0	0	0	0	0	0	0	0	3	0.0
James van Riemsdyk	2	0	1	1	1	0	0	0	0	0	0	5	0.0	Mattias Janmark	2	0	0	0	0	0	0	0	0	0	0	0	3	0.0
Daniel Winnik	1	0	1	1	0	0	0	0	0	0	0	2	0.0	John Klingberg	2	0	0	0	1	2	0	0	0	0	0	0	7	0.0
Michael Grabner	2	0	0	0	1	0	0	0	0	0	0	1	0.0	Valeri Nichushkin	2	0	0	0	-1	0	0	0	0	0	0	0	4	0.0
Matt Hunwick	2	0	0	0	2	0	0	0	0	0	0	1	0.0	Antoine Roussel	2	0	0	0	-2	0	0	0	0	0	0	0	1	0.0
Dion Phaneuf	2	0	0	0	0	4	0	0	0	0	0	1	0.0	Colton Sceviour	2	0	0	0	-1	0	0	0	0	0	0	0	2	0.0
Roman Polak	2	0	0	0	-1	0	0	0	0	0	0	2	0.0	Jason Spezza	2	0	0	0	0	2	0	0	0	0	0	0	5	0.0
Nick Spaling	2	0	0	0	0	0	0	0	0	0	0	0	0.0	Jyrki Jokipakka	1	0	0	0	-2	0	0	0	0	0	0	0	0	0.0
Scott Harrington	1	0	0	0	-1	0	0	0	0	0	0	0	0.0	Patrik Nemeth	1	0	0	0	-1	0	0	0	0	0	0	0	1	0.0
Martin Marincin	1	0	0	0	0	0	0	0	0	0	0	1	0.0	Power Play: 0-3 0.0% / Penalty Killing: 3-6 50.0%														

MAPLE LEAFS GOALTENDING													STARS GOALTENDING												
MAPLE LEAFS	GP	Min	W-L-OT	SO	GA	SA	SV	GAA	SV%	STARS	GP	Min	W-L-OT	SO	GA	SA	SV	GAA	SV%						
James Reimer	2	120	2-0-0	0	3	82	79	1.50	.963	Antti Niemi	2	118	0-2-0	0	7	56	49	3.57	.875						

LEAFS VS. DALLAS HISTORY

Leafs All-Time Record: 92-89-28-1	Last Leafs win in Toronto: Nov. 2, 2015 (4-1)	Last two consecutive Leafs wins: Nov. 2, 2015 (4-1) & Nov. 10, 2015 (3-2)
Leafs All-Time Home Record: 53-37-17-0	Last Leafs win in Dallas: Nov. 10, 2015 (3-2)	Last two consecutive Leafs wins in Toronto: Dec. 2, 2015 (5-3) & Nov. 2, 2015 (4-1)
Leafs All-Time Road Record: 39-52-11-1	Leafs record in shootout: 1-0	Last two consecutive Leafs wins in Dallas: Dec. 23, 2015 (4-0) & Nov. 10, 2015 (3-2)

MOST RECENT NOTABLES VS. DALLAS

Last Leaf shutout in Toronto: Oct. 25, 1999 (4-0) (Curtis Joseph)	Last Leaf hat trick: Apr. 3, 1985 @ MIN (Bill Derlago)
Last Leaf shutout in Dallas: Dec. 23, 2014 (4-0) (Jonathan Bernier)	Last Opponent hat trick vs. Leafs: Dec. 23, 2008 vs. DAL (James Neal)
Last opponent shutout in Toronto: Dec. 21, 1987 (0-0) (Kari Takko - MIN)	Last Leaf overtime goal: Dec. 5, 2013 vs. DAL (3-2) SMITH (Lehtonen)
Last opponent shutout in Dallas: Oct. 19, 1996 (0-2) (Andy Moog)	Last opponent overtime goal: Oct. 28, 2009 @ DAL (3-4) Neal (GUSTAVSSON)



LEAFS vs. DETROIT RED WINGS

Summary for MAPLE LEAFS: Won: 1 Lost: 2 OT: 1

at TORONTO MAPLE LEAFS

Date	Team	Opponent	Attendance	Goaltenders	W Goal
02 Apr '16	Maple Leafs 2	Red Wings 3	19,371	Sparks vs Howard	Kyle Quincey
06 Nov '15 *	Maple Leafs 1	Red Wings 2	19,680	Reimer vs Mrazek	Jakub Kindl

at DETROIT RED WINGS

Date	Team	Opponent	Attendance	Goaltenders	W Goal
13 Mar '16	Maple Leafs 1	Red Wings 0	20,027	Bernier vs Mrazek	Michael Grabner
09 Oct '15	Maple Leafs 0	Red Wings 4	20,027	Reimer, Bernier vs Howard	Justin Abdelkader

* - Overtime ** - Shootout

Goals by Period:	1st	2nd	3rd	OT	Total	Shots by Period:	1st	2nd	3rd	OT	Total
MAPLE LEAFS	0	2	2	0	4	MAPLE LEAFS	41	36	39	0	116
RED WINGS	5	2	1	1	9	RED WINGS	38	32	37	3	110

INDIVIDUAL SCORING

MAPLE LEAFS	GP	G	A	P	+/-	PIM	PP	SH	GW	GT	EN	S	S%	RED WINGS	GP	G	A	P	+/-	PIM	PP	SH	GW	GT	EN	S	S%
William Nylander	2	1	1	2	1	0	0	0	0	0	0	11	0.0	Justin Abdelkader	4	3	1	4	-1	2	1	0	1	0	10	30.0	
PA Parenteau	4	0	2	2	2	4	0	0	0	0	0	7	0.0	Henrik Zetterberg	4	1	3	4	1	0	0	0	0	0	10	10.0	
Michael Grabner	3	1	0	1	1	0	0	0	1	0	0	5	20.0	Dylan Larkin	4	1	2	3	5	0	0	0	0	0	14	7.1	
Colin Greening	2	1	0	1	0	0	0	0	0	0	0	11	0.0	Mike Green	3	1	2	3	4	2	0	0	0	0	7	14.3	
Dion Phaneuf	2	1	0	1	1	4	0	0	0	0	0	6	16.7	Kyle Quincey	3	1	1	2	1	4	0	0	1	0	3	33.3	
Nazem Kadri	4	0	1	1	-1	2	0	0	0	0	0	17	0.0	Brad Richards	3	1	1	2	0	0	1	0	0	0	6	16.7	
Morgan Rielly	4	0	1	1	-3	0	0	0	0	0	0	9	0.0	Jakub Kindl	2	1	1	2	2	0	0	0	1	0	4	25.0	
Brad Boyes	3	0	1	1	0	0	0	0	0	0	0	3	0.0	Jonathan Ericsson	4	0	1	1	0	8	0	0	0	0	0	0	0.0
Tyler Bozak	3	0	1	1	-1	2	0	0	0	0	0	3	0.0	Luke Glendening	4	0	1	1	-1	0	0	0	0	0	0	5	0.0
Jake Gardiner	4	0	0	0	-2	4	0	0	0	0	0	6	0.0	Tomas Tatar	4	0	1	1	1	0	0	0	0	0	0	9	0.0
Leo Komarov	3	0	0	0	1	0	0	0	0	0	0	0	0.0	Teemu Pulkkinen	3	0	1	1	1	0	0	0	0	0	0	5	0.0
Martin Marincin	3	0	0	0	0	2	0	0	0	0	0	5	0.0	Pavel Datsyuk	2	0	1	1	0	0	0	0	0	0	0	7	0.0
Frank Corrado	2	0	0	0	1	0	0	0	0	0	0	1	0.0	Darren Helm	2	0	1	1	1	0	0	0	0	0	0	4	0.0
Byron Froese	2	0	0	0	0	0	0	0	0	0	0	3	0.0	Johan Franzen	1	0	1	1	0	0	0	0	0	0	0	2	0.0
Scott Harrington	2	0	0	0	-1	0	0	0	0	0	0	1	0.0	Gustav Nyquist	4	0	0	0	-1	6	0	0	0	0	0	8	0.0
Peter Holland	2	0	0	0	0	2	0	0	0	0	0	2	0.0	Riley Sheahan	4	0	0	0	1	0	0	0	0	0	0	4	0.0
Matt Hunwick	2	0	0	0	-1	0	0	0	0	0	0	1	0.0	Danny DeKeyser	3	0	0	0	-3	0	0	0	0	0	0	4	0.0
Brooks Laich	2	0	0	0	0	0	0	0	0	0	0	7	0.0	Niklas Kronwall	3	0	0	0	1	0	0	0	0	0	0	0	0.0
Joffrey Lupul	2	0	0	0	-1	2	0	0	0	0	0	3	0.0	Alexey Marchenko	3	0	0	0	-2	2	0	0	0	0	0	2	0.0
Shawn Matthias	2	0	0	0	-1	0	0	0	0	0	0	3	0.0	Brendan Smith	3	0	0	0	2	2	0	0	0	0	0	1	0.0
Nick Spaling	2	0	0	0	-2	2	0	0	0	0	0	2	0.0	Andreas Athanasiou	2	0	0	0	0	0	0	0	0	0	0	2	0.0
James van Riemsdyk	2	0	0	0	-3	0	0	0	0	0	0	5	0.0	Landon Ferraro	2	0	0	0	0	0	0	0	0	0	0	1	0.0
Daniel Winnik	2	0	0	0	0	2	0	0	0	0	0	3	0.0	Drew Miller	2	0	0	0	0	0	0	0	0	0	0	1	0.0
Mark Arcobello	1	0	0	0	0	0	0	0	0	0	0	3	0.0	Joakim Andersson	1	0	0	0	0	0	0	0	0	0	0	1	0.0
TJ Brennan	1	0	0	0	1	2	0	0	0	0	0	1	0.0	Tomas Jurco	1	0	0	0	0	0	0	0	0	0	0	0	0.0
Andrew Campbell	1	0	0	0	-1	0	0	0	0	0	0	0	0.0	Anthony Mantha	1	0	0	0	0	0	0	0	0	0	0	0	0.0
Connor Carrick	1	0	0	0	0	2	0	0	0	0	0	1	0.0	Power Play: 2-13 15.4% / Penalty Killing: 12-12 100.0%													
Frederik Gauthier	1	0	0	0	0	0	0	0	0	0	0	0	0.0														
Zach Hyman	1	0	0	0	1	0	0	0	0	0	0	4	0.0														
Kasper Kapanen	1	0	0	0	-1	0	0	0	0	0	0	1	0.0														
Tobias Lindberg	1	0	0	0	-1	0	0	0	0	0	0	4	0.0														
Milan Michalek	1	0	0	0	0	0	0	0	0	0	0	0	0.0														
Roman Polak	1	0	0	0	0	0	0	0	0	0	0	2	0.0														
Ben Smith	1	0	0	0	0	0	0	0	0	0	0	1	0.0														
Nikita Soshnikov	1	0	0	0	0	0	0	0	0	0	0	4	0.0														
Rinat Valiev	1	0	0	0	0	0	0	0	0	0	0	1	0.0														
Power Play: 0-12 0.0% / Penalty Killing: 11-13 84.6%																											

GOALTENDING

MAPLE LEAFS	GP	Min	W-L-OT	SO	GA	SA	SV	GAA	SV%	RED WINGS	GP	Min	W-L-OT	SO	GA	SA	SV	GAA	SV%
Jonathan Bernier	2	80	1-1-0	1	3	47	44	2.24	.936	Jimmy Howard	2	120	2-0-0	1	2	56	54	1.00	.964
James Reimer	2	101	0-0-1	0	3	37	34	1.78	.919	Petr Mrazek	2	121	1-1-0	0	2	60	58	0.99	.967
Garret Sparks	1	57	0-1-0	0	3	26	23	3.14	.885										

LEAFS VS. DETROIT HISTORY

Leafs All-Time Record: 281-280-93-3	Last Leafs win in Toronto: Dec. 13, 2014 (4-1)	Last two consecutive Leafs wins: Dec. 10, 2014 (2-1) & Dec. 13, 2014 (4-1)
Leafs All-Time Home Record: 169-108-47-2	Last Leafs win in Detroit: Mar. 13, 2016 (1-0)	Last two consecutive Leafs wins in Toronto: Nov. 22, 2014 (4-1) & Dec. 13, 2014 (4-1)
Leafs All-Time Road Record: 112-172-46-1	Leafs record in shootout: 2-1	Last two consecutive Leafs wins in Detroit: Mar. 16, 2000 (4-3 OT) & Dec. 6, 200 (3-0)

MOST RECENT NOTABLES VS. DETROIT

Last Leaf shutout in Toronto: Nov. 15, 1986 (6-0) (Allan Bester)	Last Leaf hat trick: Mar. 4, 1994 @ DET (Wendel Clark)
Last Leaf shutout in Detroit: Mar. 13, 2016 (1-0) (Jonathan Bernier)	Last opponent hat trick vs. Leafs: Oct. 9, 2015 (Justin Abdelkader)
Last opponent shutout in Toronto: Jan. 3, 1976 (0-1) (Jim Rutherford)	Last Leaf overtime goal: Feb. 9, 2008 vs. DET (3-2) ANTROPOV (Hasek)
Last opponent shutout in Detroit: Oct. 9, 2015 (0-4) (Jimmy Howard)	Last opponent overtime goal: Nov. 6, 2015 vs. DET (1-2) (Kindl) (REIMER)



LEAFS vs. EDMONTON OILERS

Summary for MAPLE LEAFS: Won: 1 Lost: 1 OT: 0

at TORONTO MAPLE LEAFS

Date	Team	Opponent	Attendance	Goaltenders	W Goal
30 Nov '15	Maple Leafs 3	Oilers 0	19,559	Sparks vs Nilsson	Leo Komarov

at EDMONTON OILERS

Date	Team	Opponent	Attendance	Goaltenders	W Goal
11 Feb '16	Maple Leafs 2	Oilers 5	16,839	Bernier vs Talbot	Jordan Eberle

* - Overtime ** - Shootout

Goals by Period:	1st	2nd	3rd	OT	Total	Shots by Period:	1st	2nd	3rd	OT	Total
MAPLE LEAFS	2	1	2	0	5	MAPLE LEAFS	16	26	20	0	62
OILERS	1	2	2	0	5	OILERS	12	22	25	0	59

INDIVIDUAL SCORING

MAPLE LEAFS	GP	G	A	P	+/-	PIM	PP	SH	GW	GT	EN	S	S%	OILERS	GP	G	A	P	+/-	PIM	PP	SH	GW	GT	EN	S	S%
Leo Komarov	2	2	1	3	1	0	1	0	1	0	1	5	40.0	Connor McDavid	1	2	3	5	4	0	0	0	0	0	0	5	40.0
James van Riemsdyk	1	0	3	3	2	0	0	0	0	0	0	2	0.0	Jordan Eberle	2	3	1	4	2	0	1	0	1	0	110	30.0	
Jake Gardiner	2	1	1	2	0	2	0	0	0	0	0	4	25.0	Benoit Pouliot	2	0	4	4	3	2	0	0	0	0	0	1	0.0
Nazem Kadri	1	1	0	1	2	0	0	0	0	0	0	5	20.0	Mark Fayne	2	0	1	1	2	0	0	0	0	0	0	2	0.0
Josh Leivo	1	1	0	1	1	0	0	0	0	0	0	1100.0	Andrej Sekera	2	0	1	1	-2	0	0	0	0	0	0	5	0.0	
Brad Boyes	2	0	1	1	0	0	0	0	0	0	0	1	0.0	Brandon Davidson	2	0	0	0	1	0	0	0	0	0	0	1	0.0
Martin Marincin	2	0	1	1	1	2	0	0	0	0	0	2	0.0	Leon Draisaitl	2	0	0	0	-1	2	0	0	0	0	0	2	0.0
Dion Phaneuf	1	0	1	1	2	0	0	0	0	0	0	1	0.0	Taylor Hall	2	0	0	0	-2	2	0	0	0	0	0	11	0.0
Byron Froese	2	0	0	0	0	0	0	0	0	0	0	2	0.0	Matt Hendricks	2	0	0	0	-1	2	0	0	0	0	0	0	0.0
Michael Grabner	2	0	0	0	-1	2	0	0	0	0	0	1	0.0	Lauri Korpikoski	2	0	0	0	-1	2	0	0	0	0	0	0	0.0
Peter Holland	2	0	0	0	-1	0	0	0	0	0	0	4	0.0	Mark Letestu	2	0	0	0	-1	0	0	0	0	0	0	1	0.0
Matt Hunwick	2	0	0	0	-1	2	0	0	0	0	0	1	0.0	Darnell Nurse	2	0	0	0	0	4	0	0	0	0	0	7	0.0
PA Parenteau	2	0	0	0	-1	14	0	0	0	0	0	7	0.0	Iiro Pakarinen	2	0	0	0	0	0	0	0	0	0	0	1	0.0
Roman Polak	2	0	0	0	-1	0	0	0	0	0	0	1	0.0	Teddy Purcell	2	0	0	0	-1	0	0	0	0	0	0	4	0.0
Morgan Rielly	2	0	0	0	-2	2	0	0	0	0	0	3	0.0	Justin Schultz	2	0	0	0	-2	0	0	0	0	0	0	2	0.0
Nick Spaling	2	0	0	0	-1	2	0	0	0	0	0	1	0.0	Eric Gryba	1	0	0	0	1	4	0	0	0	0	0	1	0.0
Daniel Winnik	2	0	0	0	-1	2	0	0	0	0	0	3	0.0	Zack Kassian	1	0	0	0	-1	0	0	0	0	0	0	0	0.0
Mark Arcobello	1	0	0	0	-1	0	0	0	0	0	0	7	0.0	Jujhar Khaira	1	0	0	0	0	0	0	0	0	0	0	1	0.0
Tyler Bozak	1	0	0	0	0	0	0	0	0	0	0	0	0.0	Oscar Klefbom	1	0	0	0	0	0	0	0	0	0	0	2	0.0
Rich Clune	1	0	0	0	1	0	0	0	0	0	0	1	0.0	Anton Lander	1	0	0	0	0	0	0	0	0	0	0	2	0.0
Frank Corrado	1	0	0	0	1	0	0	0	0	0	0	6	0.0	Ryan Nugent-Hopkins	1	0	0	0	-2	0	0	0	0	0	0	0	0.0
Colin Greening	1	0	0	0	-2	0	0	0	0	0	0	2	0.0	Nail Yakupov	1	0	0	0	0	0	0	0	0	0	0	1	0.0
Shawn Matthias	1	0	0	0	0	0	0	0	0	0	0	2	0.0														

Power Play: 1-8 12.5% / Penalty Killing: 7-8 87.5%

Power Play: 2-8 25.0% / Penalty Killing: 6-8 75.0%

GOALTENDING

MAPLE LEAFS	GP	Min	W-L-OT	SO	GA	SA	SV	GAA	SV%
Garret Sparks	1	60	1-0-0	1	0	24	24	0.00	1.000
Jonathan Bernier	1	58	0-1-0	0	4	34	30	4.11	.882

GOALTENDING

OILERS	GP	Min	W-L-OT	SO	GA	SA	SV	GAA	SV%
Cam Talbot	1	60	1-0-0	0	2	36	34	2.00	.944
Anders Nilsson	1	59	0-1-0	0	2	25	23	2.03	.920

LEAFS VS. EDMONTON HISTORY

Leafs All-Time Record:
45-42-8-1

Leafs All-Time Home Record:
26-17-2-0

Leafs All-Time Road Record:
19-25-6-1

Last Leafs win in Toronto:
Nov. 30, 2015 (3-0)

Last Leafs win in Edmonton:
Oct. 29, 2013 (4-0)

Leafs record in shootout:
0-0

Last two consecutive Leafs wins:
Oct. 12, 2013 (6-5 OT) & Oct. 29, 2013 (4-0)

Last two consecutive Leafs wins in Toronto:
Feb. 7, 2015 (5-1) & Nov. 30, 2015 (3-0)

Last two consecutive Leafs wins in Edmonton:
Feb. 15, 2012 (4-3 OT) & Oct. 29, 2013 (6-5 OT)

MOST RECENT NOTABLES VS. EDMONTON

Last Leaf shutout in Toronto:
Nov. 30, 2015 (3-0) (Garret Sparks)

Last Leaf shutout in Edmonton:
Oct. 29, 2013 (4-0) (James Reimer)

Last opponent shutout in Toronto:
Dec. 2, 2010 (0-5) (Nikolai Khabibulin)

Last opponent shutout in Edmonton:
Mar. 7, 2001 (0-4) (Tommy Salo)

Last Leaf hat trick:
Apr. 1, 1999 @ EDM (Sergei Berezin)

Last opponent hat trick vs. Leafs:
Feb. 11, 2016 at EDM (Jordan Eberle)t

Last Leaf overtime goal:
Oct. 12, 2013 vs. EDM (6-5) BOLLAND (Dubnyk)

Last opponent overtime goal:
Dec. 28, 2002 @ EDM (2-3) Marchant (BELFOUR)



LEAFS vs. FLORIDA PANTHERS

Summary for MAPLE LEAFS: Won: 1 Lost: 3 OT: 0

at TORONTO MAPLE LEAFS

Date	Team	Opponent	Attendance	Goaltenders	W Goal
04 Apr '16	Maple Leafs 3	Panthers 4	18,846	Bernier vs Montoya	Aleksander Barkov
17 Mar '16	Maple Leafs 1	Panthers 4	18,922	Bernier vs Luongo	Jussi Jokinen

at FLORIDA PANTHERS

Date	Team	Opponent	Attendance	Goaltenders	W Goal
29 Mar '16	Maple Leafs 5	Panthers 2	16,724	Bernier vs Luongo	Nazem Kadri
26 Jan '16	Maple Leafs 1	Panthers 5	14,585	Reimer vs Luongo	Vincent Trocheck

* - Overtime ** - Shootout

Goals by Period:	1st	2nd	3rd	OT	Total	Shots by Period:	1st	2nd	3rd	OT	Total
MAPLE LEAFS	2	3	5	0	10	MAPLE LEAFS	32	33	46	0	111
PANTHERS	0	9	6	0	15	PANTHERS	36	57	36	0	129

INDIVIDUAL SCORING

MAPLE LEAFS	GP	G	A	P	+/-	PIM	PP	SH	GW	GT	EN	S	S%	PANTHERS	GP	G	A	P	+/-	PIM	PP	SH	GW	GT	EN	S	S%
Nazem Kadri	3	4	0	4	-1	2	2	0	1	0	110	40.0		Jussi Jokinen	4	3	1	4	3	4	1	0	1	0	11	27.3	
Michael Grabner	4	1	2	3	1	0	0	1	0	0	0	11	9.1	Reilly Smith	4	1	3	4	2	0	0	0	0	0	11	9.1	
Jake Gardiner	4	0	3	3	-3	0	0	0	0	0	0	8	0.0	Aleksander Barkov	4	2	1	3	0	0	1	0	1	0	9	22.2	
Connor Brown	2	0	3	3	-1	0	0	0	0	0	0	3	0.0	Teddy Purcell	3	1	2	3	2	2	0	0	0	0	1	3	33.3
Colin Greening	3	2	0	2	-2	0	1	0	0	0	0	6	33.3	Brian Campbell	4	0	3	3	5	0	0	0	0	0	0	7	0.0
PA Parenteau	4	1	1	2	-1	2	1	0	0	0	0	7	14.3	Rocco Grimaldi	1	2	0	2	1	0	0	0	0	0	0	2	100.0
Morgan Rielly	4	1	1	2	-5	6	0	0	0	0	0	5	20.0	Nick Bjugstad	4	1	1	2	1	0	0	0	0	0	0	11	9.1
Tyler Bozak	3	0	2	2	-2	2	0	0	0	0	0	4	0.0	Jonathan Huberdeau	4	1	1	2	0	0	0	0	0	0	0	6	16.7
TJ Brennan	1	1	0	1	1	2	0	0	0	0	0	1	100.0	Jaromir Jagr	4	1	1	2	1	6	0	0	0	0	1	6	16.7
William Nylander	3	0	1	1	-2	0	0	0	0	0	0	8	0.0	Alex Petrovic	3	1	1	2	6	0	0	0	0	0	0	2	50.0
Brad Boyes	2	0	1	1	-1	0	0	0	0	0	0	3	0.0	Vincent Trocheck	3	1	1	2	2	0	1	0	1	0	7	14.3	
Rich Clune	2	0	1	1	0	4	0	0	0	0	0	2	0.0	Aaron Ekblad	4	0	2	2	1	5	0	0	0	0	0	11	0.0
Peter Holland	2	0	1	1	-2	5	0	0	0	0	0	5	0.0	Jiri Hudler	3	0	2	2	3	0	0	0	0	0	0	5	0.0
Milan Michalek	2	0	1	1	0	2	0	0	0	0	0	0	0.0	Greg McKeeg	2	1	0	1	2	2	0	0	0	0	0	4	25.0
Nikita Soshnikov	1	0	1	1	-1	0	0	0	0	0	0	0	0.0	Erik Gudbranson	2	0	1	1	1	2	0	0	0	0	0	3	0.0
Martin Marincin	4	0	0	0	-2	0	0	0	0	0	0	4	0.0	Steven Kampfer	4	0	0	0	1	0	0	0	0	0	0	9	0.0
Frank Corrado	3	0	0	0	-1	2	0	0	0	0	0	4	0.0	Dmitry Kulikov	4	0	0	0	-1	7	0	0	0	0	0	5	0.0
Brooks Laich	3	0	0	0	-3	2	0	0	0	0	0	5	0.0	Jakub Kindl	3	0	0	0	1	0	0	0	0	0	0	4	0.0
Connor Carrick	2	0	0	0	-1	4	0	0	0	0	0	1	0.0	Logan Shaw	3	0	0	0	1	2	0	0	0	0	0	3	0.0
Byron Froese	2	0	0	0	0	2	0	0	0	0	0	1	0.0	Garrett Wilson	3	0	0	0	-1	0	0	0	0	0	0	4	0.0
Zach Hyman	2	0	0	0	-1	0	0	0	0	0	0	7	0.0	Quinton Howden	2	0	0	0	-1	0	0	0	0	0	0	3	0.0
Ben Smith	2	0	0	0	0	0	0	0	0	0	0	1	0.0	Derek MacKenzie	2	0	0	0	-1	0	0	0	0	0	0	2	0.0
Rinat Valiev	2	0	0	0	-1	0	0	0	0	0	0	2	0.0	Corban Knight	1	0	0	0	0	0	0	0	0	0	0	0	0.0
Andrew Campbell	1	0	0	0	1	0	0	0	0	0	0	0	0.0	Shawn Thornton	1	0	0	0	0	4	0	0	0	0	0	1	0.0
Frederik Gauthier	1	0	0	0	-1	0	0	0	0	0	0	0	0.0														
Matt Hunwick	1	0	0	0	-1	0	0	0	0	0	0	2	0.0														
Kasper Kapanen	1	0	0	0	-1	2	0	0	0	0	0	3	0.0														
Leo Komarov	1	0	0	0	0	0	0	0	0	0	0	0	0.0														
Tobias Lindberg	1	0	0	0	0	0	0	0	0	0	0	2	0.0														
Joffrey Lupul	1	0	0	0	-1	0	0	0	0	0	0	2	0.0														
Shawn Matthias	1	0	0	0	-1	2	0	0	0	0	0	1	0.0														
Dion Phaneuf	1	0	0	0	1	7	0	0	0	0	0	1	0.0														
Roman Polak	1	0	0	0	-1	0	0	0	0	0	0	1	0.0														
Nick Spaling	1	0	0	0	-1	2	0	0	0	0	0	0	0.0														
Daniel Winnik	1	0	0	0	0	0	0	0	0	0	0	1	0.0														

Power Play: 4-10 40.0% / Penalty Killing: 14-17 82.4%

Power Play: 3-17 17.6% / Penalty Killing: 6-10 60.0%

GOALTENDING

MAPLE LEAFS	GP	Min	W-L-OT	SO	GA	SA	SV	GAA	SV%	PANTHERS	GP	Min	W-L-OT	SO	GA	SA	SV	GAA	SV%
Jonathan Bernier	3	175	1-2-0	0	8	100	92	2.74	.920	Roberto Luongo	3	179	2-1-0	0	6	84	78	2.01	.929
James Reimer	1	60	0-1-0	0	5	27	22	5.01	.815	Al Montoya	1	60	1-0-0	0	3	26	23	3.01	.885

LEAFS VS. FLORIDA HISTORY

Leafs All-Time Record: 35-31-7-2	Last Leafs win in Toronto: Jan. 30, 2014 (6-3)	Last two consecutive Leafs wins: Mar. 26, 2013 (3-2) & Apr. 25, 2013 (4-0)
Leafs All-Time Home Record: 18-15-2-1	Last Leafs win in Florida: Mar. 29, 2016 (5-1)	Last two consecutive Leafs wins in Toronto: Oct. 26, 2010 (3-1) & Feb. 1, 2011 (4-3 SO)
Leafs All-Time Road Record: 17-16-5-1	Leafs record in shootout: 3-0	Last two consecutive Leafs wins in Florida: Feb. 18, 2013 (3-0) & Apr. 25, 2013 (4-0)

MOST RECENT NOTABLES VS. FLORIDA

Last Leaf shutout in Toronto: Mar. 9, 2004 (5-0) (Ed Belfour)	Last Leaf hat trick: Mar. 29, 2016 at FLA (Nazem Kadri)
Last Leaf shutout in Florida: Apr. 25, 2013 (4-0) (James Reimer)	Last opponent hat trick vs. Leafs: Feb. 5, 2008 vs. FLA (Richard Zednik)
Last opponent shutout in Toronto: Feb. 5, 2008 (0-8) (Tomas Vokoun)	Last Leaf overtime goal: Dec. 22, 2007 @ FLA (2-1) KUBINA (Vokoun)
Last opponent shutout in Florida: Mar. 17, 2011 (0-4) (Scott Clemmensen)	Last opponent overtime goal: Feb. 10, 2009 vs. FLA (4-5) Zednik (TOSKALA)



LEAFS vs. LOS ANGELES KINGS

Summary for MAPLE LEAFS: Won: 1 Lost: 1 OT: 0

at TORONTO MAPLE LEAFS

Date	Team	Opponent	Attendance	Goaltenders	W Goal
19 Dec '15	Maple Leafs 5	Kings 0	19,362	Bernier vs Enroth	Leo Komarov

at LOS ANGELES KINGS

Date	Team	Opponent	Attendance	Goaltenders	W Goal
07 Jan '16	Maple Leafs 1	Kings 2	18,230	Reimer vs Quick	Jeff Carter
* - Overtime ** - Shootout					

Goals by Period:	1st	2nd	3rd	OT	Total	Shots by Period:	1st	2nd	3rd	OT	Total
MAPLE LEAFS	1	0	5	0	6	MAPLE LEAFS	13	21	26	0	60
KINGS	0	0	2	0	2	KINGS	25	19	23	0	67

INDIVIDUAL SCORING

MAPLE LEAFS	GP	G	A	P	+/-	PIM	PP	SH	GW	GT	EN	S	S%	KINGS	GP	G	A	P	+/-	PIM	PP	SH	GW	GT	EN	S	S%
Michael Grabner	2	2	2	4	4	0	0	0	0	0	0	4	50.0	Jeff Carter	2	1	0	1	1	0	0	0	1	0	0	2	50.0
Leo Komarov	2	2	1	3	3	0	0	0	1	0	0	2	100.0	Jake Muzzin	2	1	0	1	-1	2	0	0	0	0	0	7	14.3
Nazem Kadri	2	0	3	3	4	0	0	0	0	0	0	6	0.0	Marian Gaborik	2	0	1	1	-3	0	0	0	0	0	0	13	0.0
Matt Hunwick	2	0	2	2	3	0	0	0	0	0	0	2	0.0	Michael Mersch	2	0	1	1	0	0	0	0	0	0	0	5	0.0
Peter Holland	2	1	0	1	-1	0	1	0	0	0	0	4	25.0	Tanner Pearson	2	0	1	1	1	0	0	0	0	0	0	2	0.0
Byron Froese	1	1	0	1	1	0	0	0	0	0	0	4	25.0	Vincent Lecavalier	1	0	1	1	1	0	0	0	0	0	0	1	0.0
Brad Boyes	2	0	1	1	1	2	0	0	0	0	0	5	0.0	Dustin Brown	2	0	0	0	-1	0	0	0	0	0	0	2	0.0
Jake Gardiner	2	0	1	1	1	0	0	0	0	0	0	2	0.0	Drew Doughty	2	0	0	0	-1	2	0	0	0	0	0	2	0.0
Shawn Matthias	2	0	1	1	0	0	0	0	0	0	0	2	0.0	Christian Ehrhoff	2	0	0	0	-1	0	0	0	0	0	0	4	0.0
Morgan Rielly	2	0	1	1	4	0	0	0	0	0	0	4	0.0	Anze Kopitar	2	0	0	0	-4	0	0	0	0	0	0	3	0.0
Tyler Bozak	2	0	0	0	0	2	0	0	0	0	0	2	0.0	Trevor Lewis	2	0	0	0	-1	2	0	0	0	0	0	4	0.0
Joffrey Lupul	2	0	0	0	-1	0	0	0	0	0	0	5	0.0	Milan Lucic	2	0	0	0	-4	2	0	0	0	0	0	4	0.0
Martin Marincin	2	0	0	0	-1	0	0	0	0	0	0	1	0.0	Alec Martinez	2	0	0	0	-1	0	0	0	0	0	0	2	0.0
PA Parenteau	2	0	0	0	0	2	0	0	0	0	0	3	0.0	Brayden McNabb	2	0	0	0	-1	0	0	0	0	0	0	3	0.0
Dion Phaneuf	2	0	0	0	-1	0	0	0	0	0	0	4	0.0	Jordan Nolan	2	0	0	0	1	0	0	0	0	0	0	3	0.0
Roman Polak	2	0	0	0	0	15	0	0	0	0	0	2	0.0	Tyler Toffoli	2	0	0	0	0	0	0	0	0	0	0	3	0.0
James van Riemsdyk	2	0	0	0	0	0	0	0	0	0	0	4	0.0	Andy Andreoff	1	0	0	0	0	0	0	0	0	0	0	1	0.0
Daniel Winnik	2	0	0	0	-1	0	0	0	0	0	0	4	0.0	Dwight King	1	0	0	0	0	0	0	0	0	0	0	3	0.0
Mark Arcobello	1	0	0	0	-1	0	0	0	0	0	0	0	0.0	Jamie McBain	1	0	0	0	-1	0	0	0	0	0	0	0	0.0

Power Play: 1-4 25.0% / Penalty Killing: 3-3 100.0%

GOALTENDING

MAPLE LEAFS	GP	Min	W-L-OT	SO	GA	SA	SV	GAA	SV%
Jonathan Bernier	1	60	1-0-0	1	0	26	26	0.00	1.000
James Reimer	1	57	0-1-0	0	2	41	39	2.11	.951

GOALTENDING

KINGS	GP	Min	W-L-OT	SO	GA	SA	SV	GAA	SV%
Jonathan Quick	1	60	1-0-0	0	1	26	25	1.00	.962
Jhonas Enroth	1	60	0-1-0	0	5	34	29	5.00	.853

Power Play: 0-3 0.0% / Penalty Killing: 3-4 75.0%

LEAFS VS. LOS ANGELES HISTORY

Leafs All-Time Record: 61-62-21-1	Last Leafs win in Toronto: Dec. 19, 2015 (5-0)	Last two consecutive Leafs wins: Dec. 2, 1998 (3-1) & Jan. 29, 2000 (3-2)
Leafs All-Time Home Record: 37-25-11-1	Last Leafs win in Los Angeles: Mar. 13, 2014 (3-2)	Last two consecutive Leafs wins in Toronto: Dec. 14, 2014 (4-3 SO) & Dec. 19, 2015 (5-0)
Leafs All-Time Road Record: 24-37-10-0	Leafs record in shootout: 0-1	Last two consecutive Leafs wins in Los Angeles: Jan. 10, 2011 (3-2) & Mar. 13, 2014 (3-2)

MOST RECENT NOTABLES VS. LOS ANGELES

Last Leaf shutout in Toronto: Dec. 19, 2015 (5-0) (Jonathan Bernier)	Last Leaf hat trick: Jan. 6, 1990 vs. LAK (Daniel Marois)
Last Leaf shutout in Los Angeles: Dec. 10, 1977 (3-0) (Mike Palmateer)	Last opponent hat trick vs. Leafs: Dec. 1, 1988 @ LAK (Dave Taylor)
Last opponent shutout in Toronto: Mar. 2, 1981 (0-1) (Mario Lessard)	Last Leaf overtime goal: Nov. 12, 2002 vs. LAK (4-3) SUNDIN (Storr)
Last opponent shutout in Los Angeles: Jan 12, 2105 (2-0) (Martin Jones)	Last opponent overtime goal: Dec. 19, 2011 vs. LAK (2-3) Brown (REIMER)



LEAFS vs. MINNESOTA WILD

Summary for MAPLE LEAFS: Won: 0 Lost: 2 OT: 0

at TORONTO MAPLE LEAFS

Date: 03 Mar '16 Team: Maple Leafs 1 Opponent: Wild 2 Attendance: 18,915 Goaltenders: Sparks vs Dubnyk W Goal: Mikael Granlund

at MINNESOTA WILD

Date: 03 Dec '15 Team: Maple Leafs 0 Opponent: Wild 1 Attendance: 18,880 Goaltenders: Reimer vs Dubnyk W Goal: Matt Dumba
 * - Overtime ** - Shootout

Goals by Period:	1st	2nd	3rd	OT	Total	Shots by Period:	1st	2nd	3rd	OT	Total
MAPLE LEAFS	0	1	0	0	1	MAPLE LEAFS	18	16	16	0	50
WILD	0	2	1	0	3	WILD	23	9	18	0	50

INDIVIDUAL SCORING

MAPLE LEAFS	GP	G	A	P	+/-	PIM	PP	SH	GW	GT	EN	S	S%	WILD	GP	G	A	P	+/-	PIM	PP	SH	GW	GT	EN	S	S%
Jake Gardiner	2	1	0	1	1	2	0	0	0	0	0	3	33.3	Matt Dumba	2	1	0	1	0	0	1	0	1	0	4	25.0	
Frank Corrado	1	0	1	1	1	2	0	0	0	0	0	1	0.0	Mikael Granlund	2	1	0	1	0	0	1	0	1	0	6	16.7	
Colin Greening	1	0	1	1	1	0	0	0	0	0	0	0	0.0	Mikko Koivu	2	1	0	1	0	0	1	0	0	0	0	2	50.0
Michael Grabner	2	0	0	0	0	0	0	0	0	0	0	0	0.0	Charlie Coyle	2	0	1	1	0	0	0	0	0	0	0	3	0.0
Peter Holland	2	0	0	0	0	0	0	0	0	0	0	2	0.0	Jared Spurgeon	2	0	1	1	-1	0	0	0	0	0	0	4	0.0
Matt Hunwick	2	0	0	0	0	2	0	0	0	0	0	5	0.0	Ryan Suter	2	0	1	1	-1	0	0	0	0	0	0	4	0.0
Nazem Kadri	2	0	0	0	0	2	0	0	0	0	0	6	0.0	Thomas Vanek	2	0	1	1	0	0	0	0	0	0	0	2	0.0
Leo Komarov	2	0	0	0	0	2	0	0	0	0	0	6	0.0	Jonas Brodin	2	0	0	0	0	0	0	0	0	0	0	1	0.0
Martin Marincin	2	0	0	0	0	0	0	0	0	0	0	0	0.0	Justin Fontaine	2	0	0	0	-1	0	0	0	0	0	0	1	0.0
Morgan Rielly	2	0	0	0	0	0	0	0	0	0	0	1	0.0	Erik Haula	2	0	0	0	0	0	0	0	0	0	0	1	0.0
Brad Boyes	1	0	0	0	0	2	0	0	0	0	0	1	0.0	Nino Niederreiter	2	0	0	0	0	0	0	0	0	0	0	4	0.0
Tyler Bozak	1	0	0	0	0	0	0	0	0	0	0	3	0.0	Zach Parise	2	0	0	0	0	0	0	0	0	0	0	4	0.0
Connor Carrick	1	0	0	0	0	0	0	0	0	0	0	0	0.0	Jason Pominville	2	0	0	0	0	0	0	0	0	0	0	4	0.0
Byron Froese	1	0	0	0	0	0	0	0	0	0	0	1	0.0	Chris Porter	2	0	0	0	-1	0	0	0	0	0	0	1	0.0
Zach Hyman	1	0	0	0	0	0	0	0	0	0	0	2	0.0	Marco Scandella	2	0	0	0	0	2	0	0	0	0	0	4	0.0
Kasperii Kapanen	1	0	0	0	0	0	0	0	0	0	0	0	0.0	Ryan Carter	1	0	0	0	0	0	0	0	0	0	0	2	0.0
Brooks Laich	1	0	0	0	1	0	0	0	0	0	0	1	0.0	David Jones	1	0	0	0	0	0	0	0	0	0	0	0	0.0
Brendan Leipsic	1	0	0	0	0	0	0	0	0	0	0	2	0.0	Nate Prosser	1	0	0	0	0	0	0	0	0	0	0	1	0.0
Shawn Matthias	1	0	0	0	0	0	0	0	0	0	0	2	0.0	Mike Reilly	1	0	0	0	0	0	0	0	0	0	0	0	0.0
William Nylander	1	0	0	0	0	0	0	0	0	0	0	3	0.0	Jarret Stoll	1	0	0	0	-1	0	0	0	0	0	0	0	0.0
PA Parenteau	1	0	0	0	0	0	0	0	0	0	0	2	0.0	Jason Zucker	1	0	0	0	0	0	0	0	0	0	0	2	0.0
Dion Phaneuf	1	0	0	0	0	0	0	0	0	0	0	0	0.0	Power Play: 3-7 42.9% / Penalty Killing: 2-2 100.0%													
Roman Polak	1	0	0	0	0	0	0	0	0	0	0	0	0.0														
Ben Smith	1	0	0	0	1	0	0	0	0	0	0	1	0.0														
Nikita Soshnikov	1	0	0	0	0	0	0	0	0	0	0	1	0.0														
Nick Spaling	1	0	0	0	0	0	0	0	0	0	0	3	0.0														
James van Riemsdyk	1	0	0	0	0	0	0	0	0	0	0	2	0.0														
Daniel Winnik	1	0	0	0	0	0	0	0	0	0	0	2	0.0														

Power Play: 0-2 0.0% / Penalty Killing: 4-7 57.1%

GOALTENDING

MAPLE LEAFS	GP	Min	W-L-OT	SO	GA	SA	SV	GAA	SV%
James Reimer	1	58	0-1-0	0	1	28	27	1.03	.964
Garret Sparks	1	58	0-1-0	0	2	22	20	2.07	.909

GOALTENDING

WILD	GP	Min	W-L-OT	SO	GA	SA	SV	GAA	SV%
Devan Dubnyk	2	120	2-0-0	1	1	50	49	0.50	.980

LEAFS VS. MINNESOTA HISTORY

Leafs All-Time Record: 8-7-0-1	Last Leafs win in Toronto: Oct. 15, 2013 (4-1)	Last two consecutive Leafs wins: Jan. 19, 2012 (4-1) & Oct. 15, 2013 (4-1)
Leafs All-Time Home Record: 6-3-0-0	Last Leafs win in Minnesota: Mar. 22, 2011 (3-0)	Last two consecutive Leafs wins in Toronto: Jan. 19, 2012 (4-1) & Oct. 15, 2013 (4-1)
Leafs All-Time Road Record: 2-4-0-1	Leafs record in shootout: 0-1	Last two consecutive Leafs wins in Minnesota: Never

MOST RECENT NOTABLES VS. MINNESOTA

Last Leaf shutout in Toronto: Never	Last Leaf hat trick: Never
Last Leaf shutout in Minnesota: Mar. 22, 2011 (3-0) (James Reimer)	Last opponent hat trick vs. Leafs: Never
Last opponent shutout in Toronto: Never	Last Leaf overtime goal: Never
Last opponent shutout in Minnesota: Dec. 3, 2015 (0-1) (Devan Dubnyk)	Last opponent overtime goal: Never



LEAFS vs. MONTREAL CANADIENS

Summary for MAPLE LEAFS: Won: 0 Lost: 3 OT: 1

at TORONTO MAPLE LEAFS

Date	Team	Opponent	Attendance	Goaltenders	W Goal
23 Jan '16 **	Maple Leafs 2	Canadiens 3	19,807	Reimer vs Condon	Lars Eller
07 Oct '15	Maple Leafs 1	Canadiens 3	19,241	Bernier vs Price	Alex Galchenyuk

at MONTREAL CANADIENS

Date	Team	Opponent	Attendance	Goaltenders	W Goal
27 Feb '16	Maple Leafs 1	Canadiens 4	21,288	Bernier vs Condon	Devante Smith-Pelly
24 Oct '15	Maple Leafs 3	Canadiens 5	21,288	Bernier vs Price	Max Pacioretty

* - Overtime ** - Shootout

Goals by Period:	1st	2nd	3rd	OT	Total	Shots by Period:	1st	2nd	3rd	OT	Total
MAPLE LEAFS	1	4	2	0	7	MAPLE LEAFS	36	61	39	4	140
CANADIENS	5	5	4	0	14	CANADIENS	40	50	28	3	121

INDIVIDUAL SCORING

MAPLE LEAFS	GP	G	A	P	+/-	PIM	PP	SH	GW	GT	EN	S	S%	CANADIENS	GP	G	A	P	+/-	PIM	PP	SH	GW	GT	EN	S	S%	
James van Riemsdyk	2	2	1	3	1	0	1	0	0	0	0	9	22.2	Max Pacioretty	4	5	1	6	4	2	0	1	1	0	113	38.5		
Leo Komarov	4	1	2	3	-1	4	0	0	0	0	0	9	11.1	P.K. Subban	4	1	5	6	0	4	1	0	0	0	0	12	8.3	
Morgan Rielly	4	1	2	3	-2	0	0	0	0	0	0	9	11.1	Alex Galchenyuk	4	2	1	3	2	0	0	0	1	0	0	9	22.2	
Nazem Kadri	4	1	1	2	-1	4	0	0	0	0	0	14	7.1	Lars Eller	4	1	2	3	2	4	0	0	0	0	0	10	10.0	
Brad Boyes	3	0	2	2	-2	0	0	0	0	0	0	9	0.0	Andrei Markov	4	0	3	3	0	0	0	0	0	0	0	0	4	0.0
Dion Phaneuf	3	0	2	2	1	4	0	0	0	0	0	10	0.0	David Desharnais	3	2	0	2	2	0	0	0	0	0	0	0	5	40.0
Matt Hunwick	4	1	0	1	0	0	0	0	0	0	0	8	12.5	Tomas Fleischmann	3	1	1	2	2	0	0	0	0	0	0	0	4	25.0
Joffrey Lupul	3	1	0	1	1	0	0	0	0	0	0	12	8.3	Tomas Plekanec	4	0	2	2	4	0	0	0	0	0	0	0	11	0.0
Peter Holland	3	0	1	1	0	2	0	0	0	0	0	6	0.0	Dale Weise	3	0	2	2	2	6	0	0	0	0	0	0	3	0.0
Scott Harrington	2	0	1	1	1	2	0	0	0	0	0	6	0.0	Brendan Gallagher	4	1	0	1	2	2	1	0	0	0	0	0	14	7.1
Brendan Leipsic	1	0	1	1	-1	0	0	0	0	0	0	3	0.0	Devante Smith-Pelly	4	1	0	1	-1	4	0	0	1	0	0	0	4	25.0
Martin Marincin	4	0	0	0	-3	2	0	0	0	0	0	5	0.0	Alexei Emelin	4	0	1	1	2	2	0	0	0	0	0	0	1	0.0
PA Parenteau	4	0	0	0	-5	2	0	0	0	0	0	2	0.0	Nathan Beaulieu	3	0	1	1	3	0	0	0	0	0	0	0	2	0.0
Daniel Winnik	4	0	0	0	-1	2	0	0	0	0	0	11	0.0	Brian Flynn	3	0	1	1	-1	0	0	0	0	0	0	0	1	0.0
Mark Arcobello	3	0	0	0	-1	0	0	0	0	0	0	5	0.0	Sven Andrighetto	1	0	1	1	1	0	0	0	0	0	0	0	2	0.0
Byron Froese	3	0	0	0	-2	0	0	0	0	0	0	2	0.0	Daniel Carr	1	0	1	1	1	0	0	0	0	0	0	0	2	0.0
Jake Gardiner	3	0	0	0	-4	2	0	0	0	0	0	3	0.0	Michael McCarron	1	0	1	1	1	0	0	0	0	0	0	0	5	0.0
Michael Grabner	3	0	0	0	-2	0	0	0	0	0	0	4	0.0	Greg Pateryn	1	0	1	1	1	0	0	0	0	0	0	0	2	0.0
Shawn Matthias	3	0	0	0	-1	0	0	0	0	0	0	6	0.0	Torrey Mitchell	4	0	0	0	-1	2	0	0	0	0	0	0	1	0.0
Tyler Bozak	2	0	0	0	-2	0	0	0	0	0	0	2	0.0	Jeff Petry	3	0	0	0	0	2	0	0	0	0	0	0	5	0.0
Josh Leivo	2	0	0	0	-1	2	0	0	0	0	0	2	0.0	Mark Barberio	2	0	0	0	3	0	0	0	0	0	0	0	2	0.0
Roman Polak	2	0	0	0	-2	0	0	0	0	0	0	2	0.0	Tom Gilbert	2	0	0	0	2	0	0	0	0	0	0	0	2	0.0
Nick Spaling	2	0	0	0	-1	2	0	0	0	0	0	1	0.0	Alexander Semin	2	0	0	0	0	0	0	0	0	0	0	0	1	0.0
Rich Clune	1	0	0	0	0	0	0	0	0	0	0	0	0.0	Victor Bartley	1	0	0	0	1	0	0	0	0	0	0	0	2	0.0
Frank Corrado	1	0	0	0	-1	0	0	0	0	0	0	0	0.0	Paul Byron	1	0	0	0	-1	0	0	0	0	0	0	0	1	0.0
Colin Greening	1	0	0	0	-1	0	0	0	0	0	0	0	0.0	Phillip Danault	1	0	0	0	-1	0	0	0	0	0	0	0	1	0.0
Stuart Percy	1	0	0	0	-1	0	0	0	0	0	0	0	0.0	Jacob De La Rose	1	0	0	0	-1	0	0	0	0	0	0	0	2	0.0

Power Play: 1-12 8.3% / Penalty Killing: 11-13 84.6%

Power Play: 2-13 15.4% / Penalty Killing: 11-12 91.7%

GOALTENDING

MAPLE LEAFS	GP	Min	W-L-OT	SO	GA	SA	SV	GAA	SV%	CANADIENS	GP	Min	W-L-OT	SO	GA	SA	SV	GAA	SV%
James Reimer	1	65	0-0-1	0	2	29	27	1.85	.931	Carey Price	2	120	2-0-0	0	4	89	85	2.00	.955
Jonathan Bernier	3	174	0-3-0	0	11	91	80	3.79	.879	Mike Condon	2	124	2-0-0	0	3	51	48	1.45	.941

LEAFS VS. MONTREAL HISTORY

Leafs All-Time Record:
293-338-88-13

Leafs All-Time Home Record:
186-127-45-8

Leafs All-Time Road Record:
107-211-43-5

Last Leafs win in Toronto:
Jan. 18, 2014 (5-3)

Last Leafs win in Montreal:
Oct. 1, 2013 (4-3)

Leafs record in shootout:
2-8

Last two consecutive Leafs wins:
Jan. 19, 2013 (2-1) & Feb. 9, 2013 (6-0)

Last two consecutive Leafs wins in Toronto:
Oct. 7, 2010 (3-2) & Dec. 11, 2010 (3-1)

Last two consecutive Leafs wins in Montreal:
Feb. 9, 2013 (6-0) & Oct. 1, 2013 (4-3)

MOST RECENT NOTABLES VS. MONTREAL

Last Leaf shootout in Toronto:
Oct. 6, 2011 (2-0) (James Reimer)

Last Leaf shootout in Montreal:
Feb. 9, 2013 (6-0) (James Reimer)

Last opponent shootout in Toronto:
Feb. 11, 2012 (0-5) (Carey Price)

Last opponent shootout in Montreal:
Feb. 28, 2015 @ MTL (0-4) (Carey Price)

Last Leaf hat trick:
Oct. 28, 2006 @ MTL (Tomas Kaberle)

Last opponent hat trick vs. Leafs:
Apr. 7, 2007 vs. MTL (Michael Ryder)

Last Leaf overtime goal:
Oct. 22, 2011 @ MTL (5-4) GRABOVSKI (Price)

Last opponent overtime goal:
Mar. 1, 2014 @ MTL (3-4) Pacioretty (BERNIER)



LEAFS vs. NASHVILLE PREDATORS

Summary for MAPLE LEAFS: Won: 1 Lost: 1 OT: 0

at TORONTO MAPLE LEAFS

Date	Team	Opponent	Attendance	Goaltenders	W Goal
Feb '16	Maple Leafs 2	Predators 3	18,844	Reimer vs Hutton	Filip Forsberg

at NASHVILLE PREDATORS

Date	Team	Opponent	Attendance	Goaltenders	W Goal
12 Nov '15 **	Maple Leafs 2	Predators 1	17,231	Reimer vs Rinne	Peter Holland

* - Overtime ** - Shootout

Goals by Period:	1st	2nd	3rd	OT	Total	Shots by Period:	1st	2nd	3rd	OT	Total
MAPLE LEAFS	0	0	3	0	3	MAPLE LEAFS	16	15	17	2	50
PREDATORS	1	2	1	0	4	PREDATORS	9	20	18	1	48

INDIVIDUAL SCORING

MAPLE LEAFS	GP	G	A	P	+/-	PIM	PP	SH	GW	GT	EN	S	S%	PREDATORS	GP	G	A	P	+/-	PIM	PP	SH	GW	GT	EN	S	S%
Peter Holland	2	0	2	2	1	2	0	0	0	0	0	1	0.0	Filip Forsberg	2	3	1	4	0	0	1	0	1	0	9	33.3	
Nazem Kadri	2	0	2	2	1	0	0	0	0	0	0	10	0.0	Roman Josi	2	0	2	2	-1	2	0	0	0	0	0	2	0.0
Morgan Rielly	2	1	0	1	2	0	0	0	0	0	0	3	33.3	Shea Weber	1	1	0	1	-1	0	1	0	0	0	0	3	33.3
Tyler Bozak	1	1	0	1	1	0	0	0	0	0	0	2	50.0	Ryan Ellis	2	0	1	1	0	2	0	0	0	0	0	0	0.0
Josh Leivo	1	1	0	1	1	0	1	0	0	0	0	3	33.3	James Neal	2	0	1	1	-1	0	0	0	0	0	0	0	0.0
PA Parenteau	2	0	1	1	0	2	0	0	0	0	0	2	0.0	Mike Ribeiro	2	0	1	1	2	0	0	0	0	0	0	0	0.0
Shawn Matthias	1	0	1	1	1	0	0	0	0	0	0	0	0.0	Craig Smith	2	0	1	1	2	0	0	0	0	0	0	0	0.0
Byron Froese	2	0	0	0	0	0	0	0	0	0	0	0	0.0	Mattias Ekholm	2	0	0	0	1	0	0	0	0	0	0	0	0.0
Jake Gardiner	2	0	0	0	-1	0	0	0	0	0	0	3	0.0	Mike Fisher	2	0	0	0	-2	4	0	0	0	0	0	0	0.0
Michael Grabner	2	0	0	0	0	2	0	0	0	0	0	3	0.0	Barret Jackman	2	0	0	0	0	0	0	0	0	0	0	0	0.0
Daniel Winnik	2	0	0	0	0	0	0	0	0	0	0	3	0.0	Calle Jarnkrok	2	0	0	0	-1	0	0	0	0	0	0	0	0.0
Mark Arcobello	1	0	0	0	-2	0	0	0	0	0	0	5	0.0	Miikka Salomaki	2	0	0	0	0	0	0	0	0	0	0	0	0.0
Brad Boyes	1	0	0	0	0	0	0	0	0	0	0	1	0.0	Austin Watson	2	0	0	0	0	2	0	0	0	0	0	0	0.0
Rich Clune	1	0	0	0	0	0	0	0	0	0	0	0	0.0	Colin Wilson	2	0	0	0	0	0	0	0	0	0	0	0	0.0
Frank Corrado	1	0	0	0	-2	0	0	0	0	0	0	0	0.0	Viktor Arvidsson	1	0	0	0	0	0	0	0	0	0	0	0	0.0
Colin Greening	1	0	0	0	-2	0	0	0	0	0	0	1	0.0	Anthony Bitetto	1	0	0	0	0	2	0	0	0	0	0	0	0.0
Scott Harrington	1	0	0	0	0	0	0	0	0	0	0	0	0.0	Gabriel Bourque	1	0	0	0	0	0	0	0	0	0	0	0	0.0
Matt Hunwick	1	0	0	0	1	0	0	0	0	0	0	0	0.0	Paul Gaustad	1	0	0	0	0	2	0	0	0	0	0	0	0.0
Leo Komarov	1	0	0	0	0	0	0	0	0	0	0	2	0.0	Petter Granberg	1	0	0	0	1	0	0	0	0	0	0	0	0.0
Brendan Leipsic	1	0	0	0	0	0	0	0	0	0	0	1	0.0	Cody Hodgson	1	0	0	0	0	0	0	0	0	0	0	0	0.0
Viktor Loov	1	0	0	0	0	0	0	0	0	0	0	0	0.0	Ryan Johansen	1	0	0	0	0	0	0	0	0	0	0	0	0.0
Joffrey Lupul	1	0	0	0	0	2	0	0	0	0	0	5	0.0	Seth Jones	1	0	0	0	0	0	0	0	0	0	0	0	0.0
Martin Marincin	1	0	0	0	0	0	0	0	0	0	0	2	0.0	Colton Sissons	1	0	0	0	0	0	0	0	0	0	0	0	0.0
Stuart Percy	1	0	0	0	0	0	0	0	0	0	0	1	0.0														
Dion Phaneuf	1	0	0	0	0	0	0	0	0	0	0	2	0.0														
Roman Polak	1	0	0	0	0	2	0	0	0	0	0	0	0.0														
Nick Spaling	1	0	0	0	0	0	0	0	0	0	0	0	0.0														
James van Riemsdyk	1	0	0	0	0	0	0	0	0	0	0	0	0.0														

Power Play: 1-7 14.3% / Penalty Killing: 4-6 66.7%

GOALTENDING

MAPLE LEAFS	GP	Min	W-L-OT	SO	GA	SA	SV	GAA	SV%
James Reimer	2	123	1-1-0	0	4	48	44	1.95	.917

GOALTENDING

PREDATORS	GP	Min	W-L-OT	SO	GA	SA	SV	GAA	SV%
Carter Hutton	1	60	1-0-0	0	2	27	25	2.00	.926
Pekka Rinne	1	65	0-0-1	0	1	23	22	0.92	.957

LEAFS VS. NASHVILLE HISTORY

Leafs All-Time Record: 7-10-1-1	Last Leafs win in Toronto: Nov. 16, 2010 (5-4)	Last two consecutive Leafs wins: Jan. 18, 2010 (4-3) & Nov. 16, 2010 (5-4)
Leafs All-Time Home Record: 4-7-1-0	Last Leafs win in Nashville: Oct. 10, 2013 (4-0)	Last two consecutive Leafs wins in Toronto: Jan. 6, 2004 (2-1) & Dec. 4, 2007 (3-1)
Leafs All-Time Road Record: 3-3-0-1	Leafs record in shootout: 1-0	Last two consecutive Leafs wins in Nashville: Never

MOST RECENT NOTABLES VS. NASHVILLE

Last Leaf shutout in Toronto: Never	Last Leaf hat trick: Never
Last Leaf shutout in Nashville: Oct. 10, 2013 (4-0) (Jonathan Bernier)	Last opponent hat trick vs. Leafs: Feb. 23, 2016 (Filip Forsberg)
Last opponent shutout in Toronto: Jan. 13, 2009 (0-2) (Pekka Rinne)	Last Leaf overtime goal: Never
Last opponent shutout in Nashville: Never	Last opponent overtime goal: Jan. 17, 2002 @ NSH (2-3) Johnson (SCHWAB)



LEAFS vs. NEW JERSEY DEVILS

Summary for MAPLE LEAFS: Won: 2 Lost: 1 OT: 0

at TORONTO MAPLE LEAFS

Date	Team	Opponent	Attendance	Goaltenders	W Goal
04 Feb '16 **	Maple Leafs 3	Devils 2	18,947	Reimer vs Kinkaid	PA Parenteau
08 Dec '15 **	Maple Leafs 3	Devils 2	19,043	Sparks vs Schneider	Nazem Kadri

at NEW JERSEY DEVILS

Date	Team	Opponent	Attendance	Goaltenders	W Goal
09 Apr '16	Maple Leafs 1	Devils 5	16,514	Sparks vs Schneider	Adam Henrique

* - Overtime ** - Shootout

Goals by Period:	1st	2nd	3rd	OT	Total	Shots by Period:	1st	2nd	3rd	OT	Total
MAPLE LEAFS	3	1	1	0	5	MAPLE LEAFS	35	32	22	7	96
DEVILS	3	3	3	0	9	DEVILS	37	29	27	4	97

INDIVIDUAL SCORING

MAPLE LEAFS													DEVILS												
GP	G	A	P	+/-	PIM	PP	SH	GW	GT	EN	S	S%	GP	G	A	P	+/-	PIM	PP	SH	GW	GT	EN	S	S%
PA Parenteau	3	2	1	3	2	0	0	0	0	0	9	22.2	Patrik Elias	2	1	3	4	4	4	0	0	0	0	5	20.0
Tyler Bozak	3	1	2	3	2	0	0	0	0	0	5	20.0	Kyle Palmieri	3	2	1	3	1	0	1	0	0	0	11	18.2
Dion Phaneuf	2	0	2	2	1	2	0	0	0	0	5	0.0	David Schlemko	3	1	2	3	-1	0	0	0	0	0	8	12.5
Shawn Matthias	2	1	0	1	1	2	0	0	0	0	11	0.0	Adam Henrique	3	2	0	2	2	4	0	0	1	0	6	33.3
James van Riemsdyk	1	1	0	1	1	0	1	0	0	0	6	16.7	Jacob Josefson	3	1	1	2	-2	2	1	0	0	0	6	16.7
Peter Holland	2	0	1	1	1	0	0	0	0	0	6	0.0	John Moore	3	0	2	2	3	0	0	0	0	0	10	0.0
Roman Polak	2	0	1	1	0	4	0	0	0	0	6	0.0	Pavel Zacha	1	0	2	2	4	0	0	0	0	0	3	0.0
Andrew Campbell	1	0	1	1	1	0	0	0	0	0	0	0.0	Lee Stempniak	2	1	0	1	-1	0	1	0	0	0	6	16.7
Brooks Laich	1	0	1	1	-1	0	0	0	0	0	1	0.0	Devante Smith-Pelly	1	1	0	1	1	2	0	0	0	0	2	50.0
Byron Froese	3	0	0	0	-1	2	0	0	0	0	1	0.0	Adam Larsson	3	0	1	1	-1	0	0	0	0	0	3	0.0
Jake Gardiner	3	0	0	0	0	0	0	0	0	0	4	0.0	Travis Zajac	2	0	1	1	-2	2	0	0	0	0	1	0.0
Michael Grabner	3	0	0	0	-1	2	0	0	0	0	6	0.0	Joseph Blandisi	1	0	1	1	1	0	0	0	0	0	2	0.0
Leo Komarov	3	0	0	0	-2	2	0	0	0	0	5	0.0	Eric Gelinas	1	0	1	1	1	0	0	0	0	0	1	0.0
Morgan Rielly	3	0	0	0	0	6	0	0	0	0	9	0.0	Tuomo Ruutu	1	0	1	1	0	0	0	0	0	0	0	0.0
Brad Boyes	2	0	0	0	0	0	0	0	0	0	6	0.0	Stephen Gionta	3	0	0	0	-2	0	0	0	0	0	2	0.0
Frank Corrado	2	0	0	0	-2	2	0	0	0	0	2	0.0	Andy Greene	3	0	0	0	-1	0	0	0	0	0	2	0.0
Matt Hunwick	2	0	0	0	0	2	0	0	0	0	3	0.0	Sergey Kalinin	3	0	0	0	0	0	0	0	0	0	3	0.0
Nazem Kadri	2	0	0	0	-1	2	0	0	0	0	7	0.0	Tyler Kennedy	3	0	0	0	0	0	0	0	0	0	3	0.0
Martin Marincin	2	0	0	0	-2	0	0	0	0	0	1	0.0	Bobby Farnham	2	0	0	0	0	2	0	0	0	0	4	0.0
Nick Spaling	2	0	0	0	0	0	0	0	0	0	2	0.0	Damon Severson	2	0	0	0	1	2	0	0	0	0	3	0.0
Daniel Winnik	2	0	0	0	-1	0	0	0	0	0	2	0.0	Jordin Tootoo	2	0	0	0	0	0	0	0	0	0	6	0.0
TJ Brennan	1	0	0	0	-3	0	0	0	0	0	3	0.0	Reid Boucher	1	0	0	0	0	0	0	0	0	0	2	0.0
Sam Carrick	1	0	0	0	-1	0	0	0	0	0	2	0.0	Michael Cammalleri	1	0	0	0	0	2	0	0	0	0	5	0.0
Rich Clune	1	0	0	0	0	0	0	0	0	0	0	0.0	Seth Helgeson	1	0	0	0	0	0	0	0	0	0	0	0.0
Frederik Gauthier	1	0	0	0	-1	0	0	0	0	0	0	0.0	Jon Merrill	1	0	0	0	0	2	0	0	0	0	0	0.0
Colin Greening	1	0	0	0	-2	4	0	0	0	0	0	0.0	Brian O'Neill	1	0	0	0	0	0	0	0	0	0	0	0.0
Tobias Lindberg	1	0	0	0	-1	0	0	0	0	0	1	0.0	Steven Santini	1	0	0	0	2	2	0	0	0	0	1	0.0
Joffrey Lupul	1	0	0	0	2	0	0	0	0	0	2	0.0	Miles Wood	1	0	0	0	0	0	0	0	0	0	2	0.0
William Nylander	1	0	0	0	-2	2	0	0	0	0	1	0.0	Power Play: 3-17 17.6% / Penalty Killing: 11-12 91.7%												

GOALTENDING

MAPLE LEAFS	GP	Min	W-L-OT	SO	GA	SA	SV	GAA	SV%
James Reimer	1	65	1-0-0	0	2	34	32	1.86	.941
Garret Sparks	2	125	1-1-0*	0	6	62	56	2.89	.903

GOALTENDING

MAPLE LEAFS	GP	Min	W-L-OT	SO	GA	SA	SV	GAA	SV%
Cory Schneider	2	125	1-0-1	0	3	57	54	1.44	.947
Keith Kinkaid	1	65	0-0-1	0	2	39	37	1.85	.949

LEAFS VS. NEW JERSEY HISTORY

Leafs All-Time Record: 67-39-20-8	Last Leafs win in Toronto: Feb. 4, 2016 (3-2 SO)	Last two consecutive Leafs wins: Dec. 8, 2015 (3-2 SO) & Feb. 4, 2016 (3-2 SO)
Leafs All-Time Home Record: 44-16-5-4	Last Leafs win in New Jersey: Apr. 6, 2013 (2-1)	Last two consecutive Leafs wins in Toronto: Dec. 8, 2015 (3-2 SO) & Feb. 4, 2016 (3-2 SO)
Leafs All-Time Road Record: 23-23-15-4	Leafs record in shootout: 9-2	Last two consecutive Leafs wins in New Jersey: Mar. 23, 2012 (4-3 SO) & Apr. 6, 2013 (2-1)

MOST RECENT NOTABLES VS. NEW JERSEY

Last Leaf shutout in Toronto: Apr. 15, 2013 (2-0) (James Reimer)	Last Leaf hat trick: Nov. 2, 2011 @ NJD (Joffrey Lupul)
Last Leaf shutout in New Jersey: Never	Last opponent hat trick vs. Leafs: Oct. 12, 2006 @ NJD (Brian Gionta)
Last opponent shutout in Toronto: Jan. 10, 2004 (0-1) (Martin Brodeur)	Last Leaf overtime goal: Apr. 1, 2003 @ NJD (3-2) KABERLE (Brodeur)
Last opponent shutout in New Jersey: Jan. 3, 2003 (0-2) (Corey Schwab)	Last opponent overtime goal: Feb. 21, 2012 vs. NJD (3-4) Fayne (GUSTAVSSON)



LEAFS vs. NEW YORK ISLANDERS

Summary for MAPLE LEAFS: Won: 2 Lost: 1 OT: 1

at TORONTO MAPLE LEAFS

Date	Team	Opponent	Attendance	Goaltenders	W Goal
09 Mar '16 **	Maple Leafs 4	Islanders 3	18,889	Sparks vs Greiss	Nikita Soshnikov
29 Dec '15	Maple Leafs 3	Islanders 6	19,899	Reimer, Bernier vs Greiss	Nikolay Kulemin

at NEW YORK ISLANDERS

Date	Team	Opponent	Attendance	Goaltenders	W Goal
27 Dec '15	Maple Leafs 3	Islanders 1	15,795	Bernier vs Greiss	Michael Grabner

* - Overtime ** - Shootout

Goals by Period:	1st	2nd	3rd	OT	Total	Shots by Period:	1st	2nd	3rd	OT	Total
MAPLE LEAFS	2	4	3	0	9	MAPLE LEAFS	32	40	31	4	107
ISLANDERS	4	4	2	0	10	ISLANDERS	26	23	23	2	74

INDIVIDUAL SCORING

MAPLE LEAFS	GP	G	A	P	+/-	PIM	PP	SH	GW	GT	EN	S	S%	ISLANDERS	GP	G	A	P	+/-	PIM	PP	SH	GW	GT	EN	S	S%
Nazem Kadri	3	0	4	4	-1	2	0	0	0	0	0	11	0.0	Nick Leddy	3	1	3	4	0	0	0	0	0	0	5	20.0	
PA Parenteau	3	1	1	2	-3	0	0	0	0	0	0	9	11.1	John Tavares	3	2	1	3	1	4	0	0	0	0	9	22.2	
Morgan Rielly	3	1	1	2	2	0	1	0	0	0	0	7	14.3	Ryan Strome	3	1	2	3	0	2	0	0	0	0	7	14.3	
Brad Boyes	2	1	1	2	2	0	0	0	0	0	0	4	25.0	Nikolay Kulemin	3	2	0	2	2	0	0	0	1	0	5	40.0	
Shawn Matthias	2	1	1	2	2	0	0	0	0	0	0	5	20.0	Anders Lee	3	1	1	2	2	4	0	0	0	0	7	14.3	
James van Riemsdyk	2	1	1	2	0	0	0	0	0	0	1	8	12.5	Frans Nielsen	3	1	1	2	1	0	0	0	0	0	5	20.0	
Jake Gardiner	3	0	2	2	-5	0	0	0	0	0	0	5	0.0	Matt Martin	3	1	0	1	-1	0	0	0	0	0	2	50.0	
Peter Holland	3	0	2	2	-2	2	0	0	0	0	0	5	0.0	Brock Nelson	3	1	0	1	-2	2	0	0	0	0	5	20.0	
Michael Grabner	3	1	0	1	0	0	0	0	1	0	0	3	33.3	Josh Bailey	3	0	1	1	4	0	0	0	0	0	2	0.0	
Tyler Bozak	2	1	0	1	-1	2	0	0	0	0	0	2	50.0	Johnny Boychuk	3	0	1	1	3	0	0	0	0	0	4	0.0	
Zach Hyman	1	1	0	1	0	2	0	0	0	0	0	1100.0	Casey Cizikas	3	0	1	1	0	0	0	0	0	0	3	0.0		
William Nylander	1	1	0	1	0	0	1	0	0	0	0	3	33.3	Cal Clutterbuck	3	0	1	1	0	0	0	0	0	0	3	0.0	
Martin Marincin	3	0	1	1	0	2	0	0	0	0	0	2	0.0	Calvin de Haan	2	0	1	1	3	0	0	0	0	0	2	0.0	
Roman Polak	2	0	1	1	1	0	0	0	0	0	0	2	0.0	Mikhail Grabovski	2	0	1	1	-1	2	0	0	0	0	1	0.0	
Colin Greening	1	0	1	1	1	0	0	0	0	0	0	2	0.0	Travis Hamonic	3	0	0	0	0	0	0	0	0	0	4	0.0	
Leo Komarov	3	0	0	0	-1	2	0	0	0	0	0	7	0.0	Thomas Hickey	3	0	0	0	-2	0	0	0	0	0	0	0.0	
Byron Froese	2	0	0	0	1	0	0	0	0	0	0	4	0.0	Kyle Okposo	3	0	0	0	1	8	0	0	0	0	6	0.0	
Matt Hunwick	2	0	0	0	0	2	0	0	0	0	0	2	0.0	Brian Strait	2	0	0	0	1	0	0	0	0	0	2	0.0	
Joffrey Lupul	2	0	0	0	-2	0	0	0	0	0	0	6	0.0	Shane Prince	1	0	0	0	1	0	0	0	0	0	1	0.0	
Dion Phaneuf	2	0	0	0	-2	0	0	0	0	0	0	5	0.0	Ryan Pulock	1	0	0	0	1	0	0	0	0	0	1	0.0	
Daniel Winnik	2	0	0	0	-2	0	0	0	0	0	0	4	0.0	Marek Zidlicky	1	0	0	0	0	0	0	0	0	0	0	0.0	
TJ Brennan	1	0	0	0	0	0	0	0	0	0	0	0	0.0	Power Play: 0-6 0.0% / Penalty Killing: 8-10 80.0%													
Connor Carrick	1	0	0	0	-2	0	0	0	0	0	0	0	0.0														
Frank Corrado	1	0	0	0	0	0	0	0	0	0	0	0	0.0														
Brooks Laich	1	0	0	0	0	0	0	0	0	0	0	3	0.0														
Milan Michalek	1	0	0	0	-1	0	0	0	0	0	0	2	0.0														
Ben Smith	1	0	0	0	-1	0	0	0	0	0	0	0	0.0														
Nikita Soshnikov	1	0	0	0	0	0	0	0	0	0	0	5	0.0														

Power Play: 2-10 20.0% / Penalty Killing: 6-6 100.0

GOALTENDING

MAPLE LEAFS	GP	Min	W-L-OT	SO	GA	SA	SV	GAA	SV%
Garret Sparks	1	64	1-0-0	0	3	27	24	2.80	.889
Jonathan Bernier	2	99	1-1-0	0	7	41	34	4.22	.829
James Reimer	1	20	0-0-0	0	0	6	6	0.00	1.000

GOALTENDING

ISLANDERS	GP	Min	W-L-OT	SO	GA	SA	SV	GAA	SV%
Thomas Greiss	3	184	1-1-1	0	8	106	98	2.61	.925

LEAFS VS. NEW YORK ISLANDERS HISTORY

Leafs All-Time Record:
68-64-7-9

Last Leafs win in Toronto:
Mar. 9, 2016 (4-3 SO)

Last two consecutive Leafs wins:
Jan. 23, 2012 (3-0) & Jan. 24, 2012 (4-3 OT)

Leafs All-Time Home Record:
39-29-4-4

Last Leafs win at NY Islanders:
Dec. 27, 2015 (3-1)

Last two consecutive Leafs wins in Toronto:
Feb. 22, 2011 (2-1) & Jan. 23, 2012 (3-0)

Leafs All-Time Road Record:
29-35-3-5

Leafs record in shootout:
2-3

Last two consecutive Leafs wins at NY Islanders:
Jan. 24, 2012 (4-3 OT) & Feb. 28, 2013 (5-4 OT)

MOST RECENT NOTABLES VS. NEW YORK ISLANDERS

Last Leaf shutout in Toronto:
Jan. 23, 2012 (3-0) (Jonas Gustavsson)

Last Leaf hat trick:
Feb. 28, 2013 @ NYI (Nazem Kadri)

Last Leaf shutout at NY Islanders:
Never

Last opponent hat trick vs. Leafs:
Mar. 20, 1986 vs. NYI (Mike Bossy)

Last opponent shutout in Toronto:
Never

Last Leaf overtime goal:
Feb. 28, 2013 @ NYI (5-4) PHANEUF (Nabokov)

Last opponent shutout at NY Islanders:
Oct. 4, 1997 (0-3) (Tommy Salo)

Last opponent overtime goal:
Mar. 9, 2015 (3-4) Tavares (BERNIER)



LEAFS vs. NEW YORK RANGERS

Summary for MAPLE LEAFS: Won: 0 Lost: 3 OT: 0

at TORONTO MAPLE LEAFS

Date	Team	Opponent	Attendance	Goaltenders	W Goal
18 Feb '16	Maple Leafs 2	Rangers 4	18,952	Bernier vs Raanta	Derek Stepan

at NEW YORK RANGERS

Date	Team	Opponent	Attendance	Goaltenders	W Goal
15 Nov '15	Maple Leafs 3	Rangers 4	18,006	Bernier vs Raanta	Mats Zuccarello
30 Oct '15	Maple Leafs 1	Rangers 3	18,006	Bernier vs Lundqvist	Mats Zuccarello

* - Overtime ** - Shootout

Goals by Period:	1st	2nd	3rd	OT	Total	Shots by Period:	1st	2nd	3rd	OT	Total
MAPLE LEAFS	2	1	3	0	6	MAPLE LEAFS	31	29	28	0	88
RANGERS	1	4	6	0	11	RANGERS	23	25	28	0	76

INDIVIDUAL SCORING

MAPLE LEAFS													RANGERS												
GP	G	A	P	+/-	PIM	PP	SH	GW	GT	EN	S	S%	GP	G	A	P	+/-	PIM	PP	SH	GW	GT	EN	S	S%
Dion Phaneuf	2	1	2	3	1	2	0	0	0	0	5	20.0	Mats Zuccarello	3	5	4	9	8	0	0	2	0	1	7	71.4
Joffrey Lupul	2	2	0	2	1	0	0	0	0	0	9	22.2	Derick Brassard	3	3	3	6	6	2	1	0	0	0	11	30.0
Byron Froese	3	0	2	2	2	0	0	0	0	0	3	0.0	Derek Stepan	3	2	1	3	2	0	0	0	1	0	7	28.6
Peter Holland	3	1	0	1	0	2	0	0	0	0	3	33.3	J.T. Miller	3	0	3	3	3	0	0	0	0	0	0	0.0
PA Parenteau	3	1	0	1	-1	2	0	0	0	0	6	16.7	Rick Nash	2	0	3	3	5	0	0	0	0	0	4	0.0
Colin Greening	1	1	0	1	1	0	0	0	0	0	4	25.0	Ryan McDonagh	3	1	1	2	3	0	0	0	0	0	13	7.7
Morgan Rielly	3	0	1	1	-6	0	0	0	0	0	6	0.0	Dan Girardi	3	0	1	1	2	2	0	0	0	0	5	0.0
Tyler Bozak	2	0	1	1	-2	0	0	0	0	0	6	0.0	Kevin Klein	3	0	1	1	4	2	0	0	0	0	3	0.0
Martin Marincin	2	0	1	1	1	0	0	0	0	0	1	0.0	Chris Kreider	3	0	1	1	0	2	0	0	0	0	5	0.0
Mark Arcobello	1	0	1	1	1	0	0	0	0	0	5	0.0	Marc Staal	3	0	1	1	3	2	0	0	0	0	2	0.0
Brad Boyes	1	0	1	1	0	0	0	0	0	0	2	0.0	Keith Yandle	3	0	1	1	-2	2	0	0	0	0	5	0.0
Viktor Loov	1	0	1	1	1	0	0	0	0	0	1	0.0	Jesper Fast	3	0	0	0	-1	0	0	0	0	0	0	0.0
Jake Gardiner	3	0	0	0	1	0	0	0	0	0	4	0.0	Kevin Hayes	3	0	0	0	-3	0	0	0	0	0	3	0.0
Michael Grabner	3	0	0	0	-1	0	0	0	0	0	4	0.0	Oscar Lindberg	3	0	0	0	-2	4	0	0	0	0	2	0.0
Nazem Kadri	3	0	0	0	-6	0	0	0	0	0	8	0.0	Dominic Moore	3	0	0	0	-2	2	0	0	0	0	3	0.0
Leo Komarov	3	0	0	0	-3	12	0	0	0	0	3	0.0	Dan Boyle	2	0	0	0	0	0	0	0	0	0	1	0.0
Roman Polak	3	0	0	0	1	0	0	0	0	0	2	0.0	Viktor Stalberg	2	0	0	0	-3	0	0	0	0	0	3	0.0
Daniel Winnik	3	0	0	0	1	0	0	0	0	0	5	0.0	Jarret Stoll	2	0	0	0	-1	0	0	0	0	0	1	0.0
Rich Clune	2	0	0	0	0	2	0	0	0	0	1	0.0	Emerson Etem	1	0	0	0	0	0	0	0	0	0	1	0.0
Matt Hunwick	2	0	0	0	-5	0	0	0	0	0	2	0.0	Tanner Glass	1	0	0	0	2	0	0	0	0	0	1	0.0
Shawn Matthias	2	0	0	0	-2	0	0	0	0	0	1	0.0	Dylan McIlrath	1	0	0	0	-2	0	0	0	0	0	0	0.0
Nick Spaling	2	0	0	0	4	0	0	0	0	0	2	0.0	Daniel Paille	1	0	0	0	0	0	0	0	0	0	0	0.0
James van Riemsdyk	2	0	0	0	-3	0	0	0	0	0	3	0.0	Power Play: 1-8 12.5% / Penalty Killing: 8-8 100.0%												
Frank Corrado	1	0	0	0	-3	0	0	0	0	0	2	0.0													
Scott Harrington	1	0	0	0	1	0	0	0	0	0	0	0.0													

GOALTENDING

MAPLE LEAFS										RANGERS									
GP	Min	W-L-OT	SO	GA	SA	SV	GAA	SV%	GP	Min	W-L-OT	SO	GA	SA	SV	GAA	SV%		
Jonathan Bernier	3	177	0-3-0	0	9	74	65	3.06	.878	Antti Raanta	2	120	2-0-0	0	5	63	58	2.50	.921
									Henrik Lundqvist	1	60	1-0-0	0	1	25	24	1.00	.960	

LEAFS VS. NEW YORK RANGERS HISTORY

Leafs All-Time Record: 282-220-95-8	Last Leafs win in Toronto: Nov. 14, 2014 (5-4)	Last two consecutive Leafs wins: Oct. 27, 2011 (4-2) & Dec. 5, 2011 (4-2)
Leafs All-Time Home Record: 166-93-39-3	Last Leafs win at NY Rangers: Oct 12, 2014 (6-3)	Last two consecutive Leafs wins in Toronto: Oct 12, 2014 (6-3), Nov. 14, 2014 (5-4)
Leafs All-Time Road Record: 116-127-56-5	Leafs record in shootout: 1-6	Last two consecutive Leafs wins at NY Rangers: Oct. 27, 2011 (4-2) & Dec. 5, 2011 (4-2)

MOST RECENT NOTABLES VS. NEW YORK RANGERS

Last Leaf shutout in Toronto: Feb. 15, 1967 (6-0) (Johnny Bower)	Last Leaf hat trick: Dec. 6, 2007 @ NYR (Nik Antropov)
Last Leaf shutout at NY Rangers: Oct. 17, 2008 (0-1 SO) (Vesa Toskala)	Last opponent hat trick vs. Leafs: Jan. 19, 2011 @ NYR (Marian Gaborik - 4 goals)
Last opponent shutout in Toronto: Jan. 14, 2012 (0-3) (Martin Biron)	Last Leaf overtime goal: Mar. 5, 2014 @ NYR (3-2) BOZAK (Lundqvist)
Last opponent shutout at NY Rangers: Jan. 19, 2011 (0-7) (Henrik Lundqvist)	Last opponent overtime goal: Jan. 18, 2001 @ NYR (1-2) Leetch (JOSEPH)



LEAFS vs. OTTAWA SENATORS

Summary for MAPLE LEAFS: Won: 0 Lost: 3 OT: 1

at TORONTO MAPLE LEAFS

Date	Team	Opponent	Attendance	Goaltenders	W Goal
05 Mar '16	Maple Leafs 2	Senators 3	19,339	Bernier vs Hammond	Zack Smith
10 Oct '15**	Maple Leafs 4	Senators 5	19,187	Reimer vs Anderson	Mike Hoffman

at OTTAWA SENATORS

Date	Team	Opponent	Attendance	Goaltenders	W Goal
12 Mar '16	Maple Leafs 0	Senators 4	18,557	Sparks vs Anderson	Mika Zibanejad
06 Feb '16	Maple Leafs 1	Senators 6	19,379	Reimer, Bernier vs Anderson	Mika Zibanejad

* - Overtime ** - Shootout

Goals by Period:	1st	2nd	3rd	OT	Total	Shots by Period:	1st	2nd	3rd	OT	Total
MAPLE LEAFS	1	3	3	0	7	MAPLE LEAFS	45	40	48	7	140
SENATORS	5	5	7	0	17	SENATORS	36	38	30	2	106

INDIVIDUAL SCORING

MAPLE LEAFS	GP	G	A	P	+/-	PIM	PP	SH	GW	GT	EN	S	S%	SENATORS	GP	G	A	P	+/-	PIM	PP	SH	GW	GT	EN	S	S%
Dion Phaneuf	2	0	3	3	1	2	0	0	0	0	0	9	0.0	Mark Stone	4	3	5	8	5	4	0	0	0	0	11	27.3	
PA Parenteau	3	1	1	2	-2	8	0	0	0	0	0	4	25.0	Erik Karlsson	4	0	7	7	6	2	0	0	0	0	0	7	0.0
Daniel Winnik	2	1	1	2	3	0	0	0	0	0	0	5	20.0	Zack Smith	4	3	1	4	4	4	0	0	1	0	0	7	42.9
Peter Holland	4	1	0	1	0	0	1	0	0	0	0	12	8.3	Jean-Gabriel Pageau	4	0	4	4	5	4	0	0	0	0	0	3	0.0
Tyler Bozak	2	1	0	1	1	2	0	0	0	0	0	2	50.0	Mika Zibanejad	4	2	1	3	2	4	0	0	2	0	0	7	28.6
Joffrey Lupul	2	1	0	1	-2	0	0	0	0	0	0	2	50.0	Alex Chiasson	4	1	2	3	4	6	1	0	0	0	0	4	25.0
William Nylander	2	1	0	1	0	0	0	0	0	0	0	7	14.3	Marc Methot	4	1	2	3	7	2	0	0	0	0	0	9	11.1
Nikita Soshnikov	2	1	0	1	-4	0	1	0	0	0	0	8	12.5	Curtis Lazar	4	2	0	2	0	0	0	0	0	0	0	7	28.6
Brad Boyes	2	0	1	1	-1	4	0	0	0	0	0	3	0.0	Bobby Ryan	4	2	0	2	1	0	0	0	0	0	0	7	28.6
Brooks Laich	2	0	1	1	0	0	0	0	0	0	0	6	0.0	Kyle Turris	2	1	1	2	1	2	1	0	0	0	0	3	33.3
Nick Spaling	2	0	1	1	0	0	0	0	0	0	0	1	0.0	Mike Hoffman	4	0	2	2	2	2	0	0	0	0	0	7	0.0
Brendan Leipsic	1	0	1	1	-1	0	0	0	0	0	0	3	0.0	Ryan Dzingel	3	0	2	2	3	0	0	0	0	0	0	2	0.0
Jake Gardiner	4	0	0	0	-5	2	0	0	0	0	0	9	0.0	Cody Ceci	4	1	0	1	0	0	0	0	0	0	0	8	12.5
Michael Grabner	4	0	0	0	-2	0	0	0	0	0	0	5	0.0	Milan Michalek	1	1	0	1	0	0	1	0	0	0	0	4	25.0
Nazem Kadri	4	0	0	0	-8	2	0	0	0	0	0	13	0.0	Chris Wideman	3	0	1	1	2	4	0	0	0	0	0	3	0.0
Leo Komarov	4	0	0	0	-5	0	0	0	0	0	0	9	0.0	Patrick Wiercioch	3	0	1	1	0	2	0	0	0	0	0	0	0.0
Morgan Rielly	4	0	0	0	-3	0	0	0	0	0	0	9	0.0	Chris Neil	4	0	0	0	-1	2	0	0	0	0	0	3	0.0
Frank Corrado	3	0	0	0	-2	4	0	0	0	0	0	4	0.0	Mark Borowiecki	2	0	0	0	1	0	0	0	0	0	0	2	0.0
Matt Hunwick	3	0	0	0	-2	2	0	0	0	0	0	6	0.0	Scott Gomez	2	0	0	0	1	0	0	0	0	0	0	1	0.0
Martin Marincin	3	0	0	0	-2	2	0	0	0	0	0	4	0.0	Nick Paul	2	0	0	0	-1	0	0	0	0	0	0	2	0.0
Connor Carrick	2	0	0	0	0	0	0	0	0	0	0	2	0.0	Dion Phaneuf	2	0	0	0	1	5	0	0	0	0	0	4	0.0
Colin Greening	2	0	0	0	-1	5	0	0	0	0	0	2	0.0	Jared Cowen	1	0	0	0	0	0	0	0	0	0	0	1	0.0
Zach Hyman	2	0	0	0	-1	0	0	0	0	0	0	3	0.0	Michael Kostka	1	0	0	0	1	0	0	0	0	0	0	0	0.0
Roman Polak	2	0	0	0	-4	2	0	0	0	0	0	1	0.0	Clarke MacArthur	1	0	0	0	0	0	0	0	0	0	0	2	0.0
Ben Smith	2	0	0	0	0	0	0	0	0	0	0	2	0.0	Shane Prince	1	0	0	0	1	0	0	0	0	0	0	2	0.0
Mark Arcobello	1	0	0	0	-1	0	0	0	0	0	0	1	0.0	Power Play: 3-13 23.1% / Penalty Killing: 13-15 86.7%													
Byron Froese	1	0	0	0	-1	0	0	0	0	0	0	1	0.0														
Kasper Kapanen	1	0	0	0	0	0	0	0	0	0	0	2	0.0														
Shawn Matthias	1	0	0	0	-4	0	0	0	0	0	0	0	0.0														
Milan Michalek	1	0	0	0	0	0	0	0	0	0	0	0	0.0														
Rinat Valiev	1	0	0	0	0	0	0	0	0	0	0	1	0.0														
James van Riemsdyk	1	0	0	0	1	0	0	0	0	0	0	4	0.0														
Power Play: 2-15 13.3% / Penalty Killing: 10-13 76.9%																											

GOALTENDING

MAPLE LEAFS	GP	Min	W-L-OT	SO	GA	SA	SV	GAA	SV%	SENATORS	GP	Min	W-L-OT	SO	GA	SA	SV	GAA	SV%
Jonathan Bernier	2	110	0-1-0	0	6	48	42	3.27	.875	Craig Anderson	3	185	3-0-0	1	5	97	92	1.62	.948
James Reimer	2	73	0-1-1	0	7	41	34	5.78	.829	Andrew Hammond	1	60	1-0-0	0	2	43	41	2.00	.953
Garret Sparks	1	60	0-1-0	0	4	17	13	4.00	.765										

LEAFS VS. OTTAWA HISTORY

Leafs All-Time Record: 49-47-3-9	Last Leafs win in Toronto: Apr. 5, 2015 (3-2 SO)	Last two consecutive Leafs wins: Dec. 7, 2013 (4-3 SO) & Feb. 1, 2014 (6-3)
Leafs All-Time Home Record: 27-19-2-6	Last Leafs win in Ottawa: Nov. 9, 2015 (5-3)	Last two consecutive Leafs wins in Toronto: Mar. 28, 2015 (4-3 OT) & Apr. 5, 2015 (3-2 SO)
Leafs All-Time Road Record: 22-28-1-3	Leafs record in shootout: 5-5	Last two consecutive Leafs wins in Ottawa: Apr. 20, 2013 (4-1) & Dec. 7, 2013 (4-3 SO)

MOST RECENT NOTABLES VS. OTTAWA

Last Leaf shutout in Toronto: Feb. 16, 2013 (3-0) (Ben Scrivens)	Last Leaf hat trick: Mar 28, 2015 (4-3) (Tyler Bozak)
Last Leaf shutout in Ottawa: Mar. 30, 2013 (4-0) (James Reimer)	Last opponent hat trick vs. Leafs: Apr. 3, 2008 vs. OTT (Antoine Vermette)
Last opponent shutout in Toronto: Feb. 19, 2011 (0-1 SO) (Craig Anderson)	Last Leaf overtime goal: Mar 28, 2015 (4-3) BREWER (Anderson)
Last opponent shutout in Ottawa: Mar. 12, 2016 (0-4) (Craig Anderson)	Last opponent overtime goal: Oct. 3, 2007 vs. OTT (3-4) Heatley (RAYCROFT)



LEAFS vs. PHILADELPHIA FLYERS

Summary for MAPLE LEAFS: Won: 2 Lost: 0 OT: 1

at TORONTO MAPLE LEAFS

Date	Team	Opponent	Attendance	Goaltenders	W Goal
20 Feb '16 *	Maple Leafs 4	Flyers 5	19,060	Reimer, Bernier vs Mason, Neuvirth	Shayne Gostisbehere

at PHILADELPHIA FLYERS

Date	Team	Opponent	Attendance	Goaltenders	W Goal
07 Apr '16 *	Maple Leafs 4	Flyers 3	19,674	Bernier vs Mason	Jake Gardiner
19 Jan '16	Maple Leafs 3	Flyers 2	19,319	Reimer vs Mason	Matt Hunwick

* - Overtime ** - Shootout

Goals by Period:	1st	2nd	3rd	OT	Total	Shots by Period:	1st	2nd	3rd	OT	Total
MAPLE LEAFS	4	3	3	1	11	MAPLE LEAFS	28	27	28	2	85
FLYERS	3	2	4	1	10	FLYERS	36	34	34	1	105

INDIVIDUAL SCORING

MAPLE LEAFS	GP	G	A	P	+/-	PIM	PP	SH	GW	GT	EN	S	S%	FLYERS	GP	G	A	P	+/-	PIM	PP	SH	GW	GT	EN	S	S%
William Nylander	1	1	2	3	2	0	0	0	0	0	0	4	25.0	Shayne Gostisbehere	3	2	1	3	2	0	0	0	1	0	0	8	25.0
Nazem Kadri	2	0	3	3	0	2	0	0	0	0	0	6	0.0	Brayden Schenn	3	2	1	3	3	5	0	0	0	0	0	5	40.0
Colin Greening	2	1	1	2	2	0	0	0	0	0	0	3	33.3	Wayne Simmonds	3	1	2	3	1	2	0	0	0	0	0	15	6.7
Peter Holland	2	1	1	2	-2	2	0	0	0	0	0	2	50.0	Matt Read	3	2	0	2	-2	0	1	0	0	0	0	8	25.0
Roman Polak	2	1	1	2	2	2	0	0	0	0	0	11	100.0	Jakub Voracek	3	1	1	2	-1	2	0	0	0	0	0	11	9.1
Nick Spaling	1	1	1	2	0	0	0	0	0	0	0	3	33.3	Sam Gagner	2	1	1	2	3	0	0	0	0	0	0	2	50.0
Brad Boyes	3	0	2	2	1	0	0	0	0	0	0	2	0.0	Scott Laughton	3	0	2	2	-1	0	0	0	0	0	0	2	0.0
PA Parenteau	3	0	2	2	-1	0	0	0	0	0	0	10	0.0	Michael Raffl	3	0	2	2	-1	0	0	0	0	0	0	2	0.0
Byron Froese	3	1	0	1	1	0	0	0	0	0	0	3	33.3	Sean Couturier	2	0	2	2	1	0	0	0	0	0	0	4	0.0
Jake Gardiner	3	1	0	1	0	0	1	0	1	0	0	4	25.0	Andrew MacDonald	2	1	0	1	1	2	0	0	0	0	0	4	25.0
Michael Grabner	3	1	0	1	0	0	0	0	0	0	0	4	25.0	Pierre-Edouard Bellemare	3	0	1	1	0	6	0	0	0	0	0	4	0.0
Shawn Matthias	2	1	0	1	0	0	0	0	0	0	0	6	16.7	Radko Gudas	3	0	1	1	-2	0	0	0	0	0	0	9	0.0
Matt Hunwick	1	1	0	1	1	0	0	0	1	0	0	2	50.0	Mark Streit	3	0	1	1	0	0	0	0	0	0	0	5	0.0
Joffrey Lupul	1	1	0	1	1	2	0	0	0	0	0	3	33.3	Chris VandeVelde	3	0	1	1	-1	0	0	0	0	0	0	5	0.0
Martin Marincin	3	0	1	1	0	2	0	0	0	0	0	6	0.0	Evgeny Medvedev	2	0	1	1	-1	0	0	0	0	0	0	2	0.0
Tyler Bozak	2	0	1	1	0	0	0	0	0	0	0	5	0.0	Nick Schultz	3	0	0	0	-1	0	0	0	0	0	0	3	0.0
Rich Clune	2	0	1	1	1	0	0	0	0	0	0	0	0.0	Ryan White	3	0	0	0	0	4	0	0	0	0	0	3	0.0
Tobias Lindberg	1	0	1	1	2	4	0	0	0	0	0	0	0.0	Claude Giroux	2	0	0	0	-1	0	0	0	0	0	0	9	0.0
Dion Phaneuf	1	0	1	1	0	5	0	0	0	0	0	2	0.0	R.J. Umberger	2	0	0	0	-3	0	0	0	0	0	0	1	0.0
Morgan Rielly	3	0	0	0	-1	2	0	0	0	0	0	7	0.0	Nick Cousins	1	0	0	0	-1	0	0	0	0	0	0	0	0.0
Frank Corrado	2	0	0	0	-1	0	0	0	0	0	0	1	0.0	Michael Del Zotto	1	0	0	0	-1	0	0	0	0	0	0	2	0.0
Daniel Winnik	2	0	0	0	0	0	0	0	0	0	0	2	0.0	Brandon Manning	1	0	0	0	-1	0	0	0	0	0	0	1	0.0
Mark Arcobello	1	0	0	0	-1	0	0	0	0	0	0	1	0.0	Power Play: 1-8 12.5% / Penalty Killing: 6-7 85.7%													
TJ Brennan	1	0	0	0	0	0	0	0	0	0	0	3	0.0														
Andrew Campbell	1	0	0	0	0	0	0	0	0	0	0	0	0.0														
Sam Carrick	1	0	0	0	0	2	0	0	0	0	0	1	0.0														
Frederik Gauthier	1	0	0	0	0	0	0	0	0	0	0	1	0.0														
Kasper Kapanen	1	0	0	0	0	0	0	0	0	0	0	0	0.0														
Leo Komarov	1	0	0	0	1	0	0	0	0	0	0	2	0.0														
Brooks Laich	1	0	0	0	-2	0	0	0	0	0	0	1	0.0														
Viktor Loov	1	0	0	0	2	0	0	0	0	0	0	0	0.0														

Power Play: 1-7 14.3% / Penalty Killing: 7-8 87.5%

GOALTENDING

MAPLE LEAFS	GP	Min	W-L-OT	SO	GA	SA	SV	GAA	SV%	FLYERS	GP	Min	W-L-OT	SO	GA	SA	SV	GAA	SV%
Jonathan Bernier	2	110	1-1-0	0	9	90	81	4.93	.900	Michal Neuvirth	1	17	1-0-0	0	1	10	9	3.53	.900
James Reimer	2	70	0-1-0	0	1	19	18	0.86	.947	Steve Mason	3	166	0-1-1	0	10	75	65	3.62	.867

GOALTENDING

LEAFS VS. PHILADELPHIA HISTORY

Leafs All-Time Record:
59-89-22-4

Leafs All-Time Home Record:
33-37-14-3

Leafs All-Time Road Record:
26-52-8-1

Last Leafs win in Toronto:
Feb. 26, 2015 (3-2)

Last Leafs win in Philadelphia:
Apr. 7, 2016 (4-3 OT)

Leafs record in shootout:
0-1

Last two consecutive Leafs wins:
Oct. 2, 2013 (3-1) & Mar. 8, 2014 (4-3 OT)

Last two consecutive Leafs wins in Toronto:
Apr. 1, 2009 (3-2) & Jan. 14, 2010 (4-0)

Last two consecutive Leafs wins in Philadelphia:
Jan. 19, 2016 (3-2 OT) & Apr. 7, 2016 (4-3 OT)

MOST RECENT NOTABLES VS. PHILADELPHIA

Last Leaf shutout in Toronto:
Mar. 10, 2012 (0-1 SO) (Jonas Gustavsson)

Last Leaf shutout in Philadelphia:
Jan. 31, 2015 (0-1) (Steve Mason)

Last opponent shutout in Toronto:
Mar. 10, 2012 (0-1 SO) (Ilya Bryzgalov)

Last opponent shutout in Philadelphia:
Apr. 4, 1993 (0-4) (Tommy Soderstrom)

Last Leaf hat trick:
Mar. 19, 1989 @ PHI (Gary Leeman)

Last opponent hat trick vs. Leafs:
Apr. 3, 2009 @ PHI (Jeff Carter)

Last Leaf overtime goal:
Apr. 7, 2016 at PHI (4-3) (GARDINER) (Mason)

Last opponent overtime goal:
Feb. 20, 2016 vs. PHI (5-4) (Gostisbehere) (REIMER)



LEAFS vs. PITTSBURGH PENGUINS

Summary for MAPLE LEAFS: Won: 1 Lost: 2 OT: 0

at TORONTO MAPLE LEAFS

Date	Team	Opponent	Attendance	Goaltenders	W Goal
31 Oct '15	Maple Leafs 0	Penguins 4	19,197	Bernier vs Fleury	Chris Kunitz

at PITTSBURGH PENGUINS

Date	Team	Opponent	Attendance	Goaltenders	W Goal
30 Dec '15 **	Maple Leafs 3	Penguins 2	18,662	Bernier vs Murray	PA Parenteau
17 Oct '15	Maple Leafs 1	Penguins 2	18,650	Bernier vs Fleury	Olli Maatta

* - Overtime ** - Shootout

Goals by Period:	1st	2nd	3rd	OT	Total	Shots by Period:	1st	2nd	3rd	OT	Total
MAPLE LEAFS	2	1	0	0	3	MAPLE LEAFS	30	27	24	3	84
PENGUINS	4	3	1	0	8	PENGUINS	24	43	35	4	106

INDIVIDUAL SCORING

MAPLE LEAFS	GP	G	A	P	+/-	PIM	PP	SH	GW	GT	EN	S	S%	PENGUINS	GP	G	A	P	+/-	PIM	PP	SH	GW	GT	EN	S	S%
Jake Gardiner	3	1	1	2	0	2	0	0	0	0	0	4	25.0	Chris Kunitz	3	2	0	2	1	0	2	0	1	0	9	22.2	
Leo Komarov	3	1	1	2	0	2	0	0	0	0	0	6	16.7	Sidney Crosby	3	1	1	2	2	2	0	0	0	0	3	33.3	
Nazem Kadri	3	0	2	2	2	2	0	0	0	0	0	16	0.0	Matt Cullen	3	1	1	2	3	0	0	0	0	0	6	16.7	
Dion Phaneuf	3	1	0	1	0	4	0	0	0	0	0	8	12.5	Evgeni Malkin	3	1	1	2	-1	10	0	0	0	0	7	14.3	
James van Riemsdyk	3	0	1	1	-1	0	0	0	0	0	0	8	0.0	Eric Fehr	2	1	1	2	2	0	0	1	0	0	3	33.3	
Tyler Bozak	2	0	1	1	-2	2	0	0	0	0	0	5	0.0	Brian Dumoulin	3	0	2	2	0	0	0	0	0	0	0	4	0.0
Michael Grabner	3	0	0	0	1	0	0	0	0	0	0	5	0.0	Rob Scuderi	2	0	2	2	4	0	0	0	0	0	0	0	0.0
Peter Holland	3	0	0	0	-1	2	0	0	0	0	0	8	0.0	Patric Hornqvist	3	1	0	1	-1	2	0	0	0	0	0	12	8.3
Matt Hunwick	3	0	0	0	-1	2	0	0	0	0	0	3	0.0	Olli Maatta	3	1	0	1	2	2	0	0	1	0	6	16.7	
Joffrey Lupul	3	0	0	0	-1	2	0	0	0	0	0	1	0.0	David Perron	3	0	1	1	-3	0	0	0	0	0	0	10	0.0
Shawn Matthias	3	0	0	0	-1	0	0	0	0	0	0	2	0.0	Sergei Plotnikov	2	0	1	1	2	2	0	0	0	0	0	4	0.0
PA Parenteau	3	0	0	0	0	2	0	0	0	0	0	7	0.0	Beau Bennett	1	0	1	1	0	0	0	0	0	0	0	0	0.0
Roman Polak	3	0	0	0	-1	4	0	0	0	0	0	1	0.0	Nick Bonino	3	0	0	0	1	2	0	0	0	0	0	3	0.0
Morgan Rielly	3	0	0	0	-2	0	0	0	0	0	0	1	0.0	Ian Cole	3	0	0	0	0	2	0	0	0	0	0	4	0.0
Daniel Winnik	3	0	0	0	-1	0	0	0	0	0	0	3	0.0	Phil Kessel	3	0	0	0	0	0	0	0	0	0	0	9	0.0
Mark Arcobello	2	0	0	0	-1	0	0	0	0	0	0	3	0.0	Kris Letang	3	0	0	0	0	2	0	0	0	0	0	9	0.0
Brad Boyes	2	0	0	0	-1	2	0	0	0	0	0	1	0.0	Ben Lovejoy	3	0	0	0	0	0	0	0	0	0	0	6	0.0
Martin Marincin	2	0	0	0	-1	2	0	0	0	0	0	1	0.0	Kevin Porter	2	0	0	0	1	0	0	0	0	0	0	5	0.0
Rich Clune	1	0	0	0	-1	5	0	0	0	0	0	0	0.0	Trevor Daley	1	0	0	0	0	0	0	0	0	0	0	1	0.0
Byron Froese	1	0	0	0	-1	2	0	0	0	0	0	0	0.0	Pascal Dupuis	1	0	0	0	1	4	0	0	0	0	0	1	0.0
Scott Harrington	1	0	0	0	-1	0	0	0	0	0	0	0	0.0	Bryan Rust	1	0	0	0	1	0	0	0	0	0	0	0	0.0
Nick Spaling	1	0	0	0	-1	0	0	0	0	0	0	1	0.0	Conor Sheary	1	0	0	0	-1	0	0	0	0	0	0	1	0.0

Power Play: 0-10 0.0% / Penalty Killing: 11-13 84.6%

GOALTENDING

MAPLE LEAFS	GP	Min	W-L-OT	SO	GA	SA	SV	GAA	SV%
Jonathan Bernier	3	183	1-2-0	0	8	106	98	2.62	.925

GOALTENDING

PENGUINS	GP	Min	W-L-OT	SO	GA	SA	SV	GAA	SV%
Marc-Andre Fleury	2	120	2-0-0	1	1	48	47	0.50	.979
Matt Murray	1	65	0-0-1	0	2	36	34	1.85	.944

Power Play: 2-13 15.4% / Penalty Killing: 10-10 100.0%

LEAFS VS. PITTSBURGH HISTORY

Leafs All-Time Record: 77-75-17-7	Last Leafs win in Toronto: Oct. 26, 2013 (4-1)	Last two consecutive Leafs wins: Mar. 2, 2011 (3-2 OT) & Oct. 29, 2011 (4-3)
Leafs All-Time Home Record: 42-31-11-3	Last Leafs win in Pittsburgh: Dec. 30, 2015 (3-2 SO)	Last two consecutive Leafs wins in Toronto: Mar. 2, 2011 (3-2 OT) & Oct. 29, 2011 (4-3)
Leafs All-Time Road Record: 35-44-6-4	Leafs record in shootout: 1-5	Last two consecutive Leafs wins in Pittsburgh: Dec. 20, 2008 (7-3) & Dec. 27, 2009 (4-3)

MOST RECENT NOTABLES VS. PITTSBURGH

Last Leaf shutout in Toronto: Feb. 1, 2012 (1-0) (James Reimer)	Last Leaf hat trick: Mar. 5, 1980 @ PIT (Darryl Sittler)
Last Leaf shutout in Pittsburgh: Mar. 19, 2006 (1-0) (Mikael Tellqvist)	Last opponent hat trick vs. Leafs: Nov. 26, 2014 (4-3) (Blake Comeau)
Last opponent shutout in Toronto: Oct. 31, 2015 (0-4) (Marc-Andre Fleury)	Last Leaf overtime goal: Mar. 2, 2011 vs. PIT (3-2) GRABOVSKI (Fleury)
Last opponent shutout in Pittsburgh: Dec. 27, 2000 (0-5) (Garth Snow)	Last opponent overtime goal: Nov. 26, 2014 (3-4) Comeau (BERNIER)



LEAFS vs. ST. LOUIS BLUES

Summary for MAPLE LEAFS: Won: 2 Lost: 0 OT: 0

at TORONTO MAPLE LEAFS

Date	Team	Opponent	Attendance	Goaltenders	W Goal
02 Jan '16	Maple Leafs 4	Blues 1	19,221	Bernier vs Allen	Peter Holland

at ST. LOUIS BLUES

Date	Team	Opponent	Attendance	Goaltenders	W Goal
05 Dec '15	Maple Leafs 4	Blues 1	18,698	Sparks vs Elliott, Allen	Brad Boyes
* - Overtime ** - Shootout					

Goals by Period:	1st	2nd	3rd	OT	Total	Shots by Period:	1st	2nd	3rd	OT	Total
MAPLE LEAFS	1	3	4	0	8	MAPLE LEAFS	26	17	19	0	62
BLUES	1	1	0	0	2	BLUES	26	13	29	0	68

INDIVIDUAL SCORING

MAPLE LEAFS	GP	G	A	P	+/-	PIM	PP	SH	GW	GT	EN	S	S%	BLUES	GP	G	A	P	+/-	PIM	PP	SH	GW	GT	EN	S	S%	
Leo Komarov	2	0	4	4	3	0	0	0	0	0	0	6	0.0	Vladimir Tarasenko	2	2	0	2	-3	2	1	0	0	0	0	6	33.3	
Nazem Kadri	2	3	0	3	3	5	0	0	0	0	0	8	37.5	Paul Stastny	2	0	2	2	-3	0	0	0	0	0	0	2	0.0	
Michael Grabner	2	1	1	2	3	0	0	0	0	0	1	4	25.0	David Backes	2	0	1	1	0	5	0	0	0	0	0	7	0.0	
Peter Holland	2	1	1	2	1	0	1	0	1	0	0	10	10.0	Alexander Steen	2	0	1	1	-2	2	0	0	0	0	0	3	0.0	
Roman Polak	2	0	2	2	5	0	0	0	0	0	0	0	0.0	Jay Bouwmeester	2	0	0	0	-3	0	0	0	0	0	0	2	0.0	
Brad Boyes	2	1	0	1	1	0	0	0	1	0	0	4	25.0	Kyle Brodziak	2	0	0	0	-1	2	0	0	0	0	0	0	0.0	
PA Parenteau	2	1	0	1	1	0	0	0	0	0	0	11	100.0	Troy Brouwer	2	0	0	0	-1	2	0	0	0	0	0	0	0.0	
James van Riemsdyk	2	1	0	1	2	0	0	0	0	0	0	8	12.5	Joel Edmundson	2	0	0	0	-2	2	0	0	0	0	0	0	0.0	
Tyler Bozak	2	0	1	1	1	2	0	0	0	0	0	2	0.0	Robby Fabbri	2	0	0	0	-3	0	0	0	0	0	0	0	0.0	
Jake Gardiner	2	0	1	1	3	2	0	0	0	0	0	1	0.0	Carl Gunnarsson	2	0	0	0	0	0	0	0	0	0	0	0	4	0.0
Matt Hunwick	2	0	1	1	1	0	0	0	0	0	0	4	0.0	Jori Lehtera	2	0	0	0	-1	2	0	0	0	0	0	0	2	0.0
Shawn Matthias	2	0	1	1	1	0	0	0	0	0	0	1	0.0	Magnus Paajarvi	2	0	0	0	-1	0	0	0	0	0	0	0	5	0.0
Morgan Rielly	2	0	1	1	2	0	0	0	0	0	0	5	0.0	Colton Parayko	2	0	0	0	-3	0	0	0	0	0	0	0	7	0.0
Martin Marincin	2	0	0	0	2	2	0	0	0	0	0	1	0.0	Alex Pietrangelo	2	0	0	0	-2	0	0	0	0	0	0	10	0.0	
Dion Phaneuf	2	0	0	0	-1	2	0	0	0	0	0	2	0.0	Kevin Shattenkirk	2	0	0	0	-1	2	0	0	0	0	0	6	0.0	
Daniel Winnik	2	0	0	0	0	2	0	0	0	0	0	2	0.0	Patrik Berglund	1	0	0	0	-1	2	0	0	0	0	0	2	0.0	
Mark Arcobello	1	0	0	0	0	0	0	0	0	0	0	1	0.0	Scott Gomez	1	0	0	0	-1	0	0	0	0	0	0	1	0.0	
Byron Froese	1	0	0	0	0	0	0	0	0	0	0	2	0.0	Dmitrij Jaskin	1	0	0	0	0	0	0	0	0	0	0	1	0.0	
Joffrey Lupul	1	0	0	0	0	0	0	0	0	0	0	0	0.0	Steve Ott	1	0	0	0	0	2	0	0	0	0	0	0	0.0	
Nick Spaling	1	0	0	0	0	0	0	0	0	0	0	0	0.0	Ryan Reaves	1	0	0	0	0	0	0	0	0	0	0	1	0.0	
Power Play: 1-9 11.1% / Penalty Killing: 2-3 66.7														Power Play: 1-3 33.3% / Penalty Killing: 8-9 88.9%														

GOALTENDING

MAPLE LEAFS	GP	Min	W-L-OT	SO	GA	SA	SV	GAA	SV%
Jonathan Bernier	1	60	1-0-0	0	1	40	39	1.00	.975
Garret Sparks	1	60	1-0-0	0	1	28	27	1.00	.964

GOALTENDING

BLUES	GP	Min	W-L-OT	SO	GA	SA	SV	GAA	SV%
Jake Allen	2	116	0-2-0	0	7	61	54	3.63	.885
Brian Elliott	1	2	0-0-0	0	0	0	0	0.00	.000

LEAFS VS. ST. LOUIS HISTORY

Leafs All-Time Record: 93-92-25-3	Last Leafs win in Toronto: Jan. 2, 2016 (4-1)	Last two consecutive Leafs wins: Dec. 5, 2015 (4-1) & Jan. 2, 2016 (4-1)
Leafs All-Time Home Record: 60-31-11-3	Last Leafs win in St. Louis: Dec. 5, 2015 (4-1)	Last two consecutive Leafs wins in Toronto: Nov. 5, 1996 (6-3) & Dec. 3, 1996 (2-0)
Leafs All-Time Road Record: 33-61-14-0	Leafs record in shootout: 2-1	Last two consecutive Leafs wins in St. Louis: Jan. 21, 1999 (4-2) & Mar. 4, 1999 (4-0)

MOST RECENT NOTABLES VS. ST. LOUIS

Last Leaf shootout in Toronto: Dec. 3, 1996 (2-0) (Potvin/Cousineau)	Last Leaf hat trick: Dec. 4, 1997 @ STL (Derek King)
Last Leaf shootout in St. Louis: Nov. 4, 2000 (0-0) (Curtis Joseph)	Last opponent hat trick vs. Leafs: Mar. 25, 2014 vs. STL (David Backes)
Last opponent shootout in Toronto: Jan. 29, 1997 (0-4) (Grant Fuhr)	Last Leaf overtime goal: Dec. 13, 2001 @ STL (4-3) SUNDIN (Johnson)
Last opponent shootout in St. Louis: Jan 17, 2015 (0-3) (Brian Elliott)	Last opponent overtime goal: Dec. 9, 2003 vs. STL (2-3) Pronger (BELFOUR)



LEAFS vs. SAN JOSE SHARKS

Summary for MAPLE LEAFS: Won: 0 Lost: 1 OT: 1

at TORONTO MAPLE LEAFS

Date	Team	Opponent	Attendance	Goaltenders	W Goal
17 Dec '15 *	Maple Leafs 4	Sharks 5	18,966	Bernier, Sparks vs Jones	Brent Burns

at SAN JOSE SHARKS

Date	Team	Opponent	Attendance	Goaltenders	W Goal
09 Jan '16 * - Overtime ** - Shootout	Maple Leafs 0	Sharks 7	17,281	Bernier vs Jones	Brent Burns

Goals by Period:	1st	2nd	3rd	OT	Total	Shots by Period:	1st	2nd	3rd	OT	Total
MAPLE LEAFS	1	2	1	0	4	MAPLE LEAFS	21	23	15	0	59
SHARKS	2	4	5	1	12	SHARKS	28	19	26	2	75

INDIVIDUAL SCORING

MAPLE LEAFS													SHARKS													
GP	G	A	P	+/-	PIM	PP	SH	GW	GT	EN	S	S%	GP	G	A	P	+/-	PIM	PP	SH	GW	GT	EN	S	S%	
Peter Holland	2	1	1	2	-1	0	0	0	0	0	5	20.0	Brent Burns	2	2	3	5	3	0	0	0	2	0	0	9	22.2
Daniel Winnik	2	0	2	2	0	0	0	0	0	0	1	0.0	Joe Pavelski	2	2	3	5	5	0	1	0	0	0	0	3	66.7
Michael Grabner	2	1	0	1	-1	0	0	0	0	0	5	20.0	Justin Braun	2	0	4	4	5	2	0	0	0	0	0	11	0.0
Leo Komarov	2	1	0	1	-3	2	0	0	0	0	2	50.0	Tomas Hertl	2	2	1	3	2	0	0	0	0	0	0	7	28.6
James van Riemsdyk	2	1	0	1	-2	0	0	0	0	0	11	9.1	Marc-Edouard Vlasic	2	1	2	3	4	0	0	0	0	0	0	9	11.1
Tyler Bozak	2	0	1	1	-1	0	0	0	0	0	3	0.0	Joe Thornton	2	0	3	3	5	0	0	0	0	0	0	2	0.0
Frank Corrado	2	0	1	1	-1	0	0	0	0	0	1	0.0	Matt Nieto	2	2	0	2	2	2	0	1	0	0	0	4	50.0
Nazem Kadri	2	0	1	1	-4	0	0	0	0	0	4	0.0	Joonas Donskoi	2	1	1	2	0	0	0	0	0	0	0	2	50.0
PA Parenteau	2	0	1	1	-2	2	0	0	0	0	7	0.0	Patrick Marleau	2	1	1	2	-2	0	1	0	0	0	0	5	20.0
Byron Froese	2	0	0	0	-1	0	0	0	0	0	3	0.0	Chris Tierney	2	0	2	2	1	2	0	0	0	0	0	2	0.0
Jake Gardiner	2	0	0	0	-3	2	0	0	0	0	0	0.0	Tommy Wingels	2	0	2	2	1	5	0	0	0	0	0	3	0.0
Matt Hunwick	2	0	0	0	-4	2	0	0	0	0	1	0.0	Melker Karlsson	2	1	0	1	1	0	0	0	0	0	0	7	14.3
Joffrey Lupul	2	0	0	0	-2	2	0	0	0	0	6	0.0	Paul Martin	2	0	1	1	0	2	0	0	0	0	0	0	0.0
Shawn Matthias	2	0	0	0	0	2	0	0	0	0	1	0.0	Mike Brown	2	0	0	0	1	0	0	0	0	0	0	0	0.0
Dion Phaneuf	2	0	0	0	-2	7	0	0	0	0	4	0.0	Dylan DeMelo	2	0	0	0	-1	2	0	0	0	0	0	2	0.0
Roman Polak	2	0	0	0	-1	0	0	0	0	0	1	0.0	Brenden Dillon	2	0	0	0	0	0	0	0	0	0	0	6	0.0
Morgan Rielly	2	0	0	0	1	0	0	0	0	0	4	0.0	Joel Ward	2	0	0	0	-2	0	0	0	0	0	0	2	0.0
Brad Boyes	1	0	0	0	-1	0	0	0	0	0	0	0.0	Logan Couture	1	0	0	0	1	0	0	0	0	0	0	0	0.0
Nick Spaling	1	0	0	0	0	0	0	0	0	0	0	0.0	Dainius Zubrus	1	0	0	0	1	0	0	0	0	0	0	1	0.0

Power Play: 0-6 0.0% / Penalty Killing: 5-7 71.4%

GOALTENDING

MAPLE LEAFS										SHARKS									
GP	Min	W-L-OT	SO	GA	SA	SV	GAA	SV%	GP	Min	W-L-OT	SO	GA	SA	SV	GAA	SV%		
Garret Sparks	1	12	0-0-0	0	2	15	13	10.40	.867	Martin Jones	2	122	2-0-0	1	4	59	55	1.97	.932
Jonathan Bernier	2	110	0-1-1	0	10	60	50	5.45	.833										

LEAFS VS. SAN JOSE HISTORY

Leafs All-Time Record: 20-19-5-1	Last Leafs win in Toronto: Jan. 29, 2002 (4-3)	Last two consecutive Leafs wins: Feb. 28, 2001 (2-1) & Jan. 29, 2002 (4-3)
Leafs All-Time Home Record: 12-9-2-1	Last Leafs win in San Jose: Jan. 11, 2011 (4-2)	Last two consecutive Leafs wins in Toronto: Feb. 28, 2001 (2-1) & Jan. 29, 2002 (4-3)
Leafs All-Time Road Record: 8-10-3-0	Leafs record in shootout: 0-0	Last two consecutive Leafs wins in San Jose: Dec. 17, 1996 (6-3) & Mar. 26, 1997 (2-1)

MOST RECENT NOTABLES VS. SAN JOSE

Last Leaf shutout in Toronto: Never	Last Leaf hat trick: Never
Last Leaf shutout in San Jose: Nov. 4, 1997 (0-0) (Healy/Cousineau)	Last opponent hat trick vs. Leafs: Never
Last opponent shutout in Toronto: Never	Last Leaf overtime goal: Never
Last opponent shutout in San Jose: Jan. 9, 2016 (0-7) (Martin Jones)	Last opponent overtime goal: Dec. 17, 2015 vs. SJS (5-4) Burns (BERNIER)



LEAFS vs. TAMPA BAY LIGHTNING

Summary for MAPLE LEAFS: Won: 1 Lost: 3 OT: 1

at TORONTO MAPLE LEAFS

Date	Team	Opponent	Attendance	Goaltenders	W Goal
15 Mar '16	Maple Leafs 4	Lightning 1	18,874	Bernier vs Vasilevskiy	Ben Smith
29 Feb '16	Maple Leafs 1	Lightning 2	18,933	Sparks vs Vasilevskiy	Tyler Johnson
15 Dec '15 *	Maple Leafs 4	Lightning 5	18,989	Bernier vs Vasilevskiy	Vladislav Namestnikov

at TAMPA BAY LIGHTNING

Date	Team	Opponent	Attendance	Goaltenders	W Goal
28 Mar '16	Maple Leafs 0	Lightning 3	19,092	Sparks vs Bishop	Mike Blunden
27 Jan '16	Maple Leafs 0	Lightning 1	19,092	Bernier vs Vasilevskiy	Steven Stamkos

* - Overtime ** - Shootout

Goals by Period:	1st	2nd	3rd	OT	Total	Shots by Period:	1st	2nd	3rd	OT	Total
MAPLE LEAFS	2	2	5	0	9	MAPLE LEAFS	50	53	53	1	157
LIGHTNING	4	4	3	1	12	LIGHTNING	51	30	47	1	129

INDIVIDUAL SCORING

MAPLE LEAFS	GP	G	A	P	+/-	PIM	PP	SH	GW	GT	EN	S	S%	LIGHTNING	GP	G	A	P	+/-	PIM	PP	SH	GW	GT	EN	S	S%
PA Parenteau	4	1	2	3	1	4	0	0	0	0	1	9	11.1	Steven Stamkos	5	1	2	3	-3	4	1	0	1	0	0	11	9.1
Morgan Rielly	5	1	1	2	2	4	0	0	0	0	0	12	8.3	Nikita Kucherov	4	1	2	3	-2	2	0	0	0	0	0	6	16.7
Tyler Bozak	3	1	1	2	-3	0	1	0	0	0	0	6	16.7	Anton Stralman	4	1	2	3	0	4	0	0	0	0	0	4	25.0
Zach Hyman	3	1	1	2	1	0	0	0	0	0	0	9	11.1	Tyler Johnson	4	2	0	2	1	2	0	0	1	0	0	10	20.0
Ben Smith	3	1	1	2	0	0	0	0	1	0	0	3	33.3	Mike Blunden	3	2	0	2	2	2	0	0	1	0	0	2	100.0
James van Riemsdyk	1	1	1	2	0	0	0	0	0	0	0	7	14.3	Victor Hedman	5	1	1	2	2	2	0	0	0	0	0	11	9.1
Martin Marincin	3	0	2	2	0	2	0	0	0	0	0	1	0.0	Vladislav Namestnikov	5	1	1	2	0	0	0	0	1	0	0	9	11.1
Nazem Kadri	5	1	0	1	-1	6	0	0	0	0	0	17	5.9	Andrej Sustr	5	0	2	2	3	0	0	0	0	0	0	4	0.0
Connor Carrick	3	1	0	1	-1	7	0	0	0	0	0	2	50.0	Erik Condra	1	0	2	2	2	2	0	0	0	0	0	0	0.0
Daniel Winnik	2	1	0	1	0	4	0	0	0	0	0	5	20.0	Brian Boyle	5	1	0	1	1	16	0	0	0	0	0	6	16.7
Jake Gardiner	5	0	1	1	0	2	0	0	0	0	0	10	0.0	Jonathan Marchessault	4	1	0	1	0	2	0	0	0	0	0	6	16.7
Michael Grabner	5	0	1	1	0	0	0	0	0	0	0	6	0.0	Ondrej Palat	4	1	0	1	2	2	0	0	0	0	0	4	25.0
Peter Holland	4	0	1	1	0	4	0	0	0	0	0	11	0.0	Braydon Coburn	5	0	1	1	1	2	0	0	0	0	0	2	0.0
Leo Komarov	4	0	1	1	0	0	0	0	0	0	0	6	0.0	Jason Garrison	5	0	1	1	2	0	0	0	0	0	0	3	0.0
Colin Greening	3	0	1	1	-1	0	0	0	0	0	0	4	0.0	Alex Killorn	5	0	1	1	1	2	0	0	0	0	0	9	0.0
Milan Michalek	2	0	1	1	1	2	0	0	0	0	0	2	0.0	Valtteri Filppula	4	0	1	1	0	4	0	0	0	0	0	10	0.0
Roman Polak	2	0	1	1	1	4	0	0	0	0	0	3	0.0	Yanni Gourde	1	0	1	1	1	2	0	0	0	0	0	0	0.0
Nick Spaling	2	0	1	1	0	0	0	0	0	0	0	1	0.0	J.T. Brown	5	0	0	0	1	5	0	0	0	0	0	8	0.0
Frank Corrado	5	0	0	0	-3	6	0	0	0	0	0	8	0.0	Nikita Nesterov	5	0	0	0	1	4	0	0	0	0	0	7	0.0
Matt Hunwick	3	0	0	0	-1	0	0	0	0	0	0	4	0.0	Ryan Callahan	4	0	0	0	-1	2	0	0	0	0	0	12	0.0
Brooks Laich	3	0	0	0	-2	0	0	0	0	0	0	3	0.0	Matt Carle	4	0	0	0	-2	0	0	0	0	0	0	2	0.0
William Nylander	3	0	0	0	0	0	0	0	0	0	0	4	0.0	Cedric Paquette	3	0	0	0	0	6	0	0	0	0	0	3	0.0
Brad Boyes	2	0	0	0	-1	0	0	0	0	0	0	3	0.0	Power Play: 1-16 6.2% / Penalty Killing: 17-18 94.4%													
Byron Froese	2	0	0	0	-1	0	0	0	0	0	0	2	0.0														
Joffrey Lupul	2	0	0	0	0	0	0	0	0	0	0	4	0.0														
Shawn Matthias	2	0	0	0	-1	0	0	0	0	0	0	2	0.0														
Dion Phaneuf	2	0	0	0	0	0	0	0	0	0	0	4	0.0														
Nikita Soshnikov	2	0	0	0	0	0	0	0	0	0	0	4	0.0														
Rinat Valiev	2	0	0	0	-2	0	0	0	0	0	0	0	0.0														
Connor Brown	1	0	0	0	-2	0	0	0	0	0	0	2	0.0														
Rich Clune	1	0	0	0	0	2	0	0	0	0	0	0	0.0														
Kasper Kapanen	1	0	0	0	0	0	0	0	0	0	0	3	0.0														

GOALTENDING

MAPLE LEAFS	GP	Min	W-L-OT	SO	GA	SA	SV	GAA	SV%	LIGHTNING	GP	Min	W-L-OT	SO	GA	SA	SV	GAA	SV%
Jonathan Bernier	3	180	1-1-1	0	7	83	76	2.33	.916	Andrei Vasilevskiy	4	240	3-1-0	1	7	121	114	1.75	.942
Garret Sparks	2	118	0-2-0	0	5	46	41	2.55	.891	Ben Bishop	1	60	1-0-0	1	0	34	34	0.00	1.000

LEAFS VS. TAMPA BAY HISTORY

Leafs All-Time Record:
50-27-2-6

Last Leafs win in Toronto:
Mar. 15, 2016 (4-1)

Last two consecutive Leafs wins:
Jan. 28, 2014 (3-2) & Feb. 6, 2014 (4-1)

Leafs All-Time Home Record:
27-12-1-3

Last Leafs win in Tampa Bay:
Feb. 6, 2014 (4-1)

Last two consecutive Leafs wins in Toronto:
Nov. 20, 2014 (5-2) & Mar. 31, 2015 (3-1)

Leafs All-Time Road Record:
23-15-1-3

Leafs record in shootout:
2-1

Last two consecutive Leafs wins in Tampa Bay:
Nov. 22, 2011 (7-1) & Mar. 15, 2012 (3-1)

MOST RECENT NOTABLES VS. TAMPA BAY

Last Leaf shutout in Toronto:
Dec. 16, 2003 (3-0) (Ed Belfour)

Last Leaf hat trick:
Nov. 5, 2002 vs. TBL (Alex Mogilny)

Last Leaf shutout in Tampa Bay:
Feb. 2, 1999 (3-0) (Curtis Joseph)

Last opponent hat trick vs. Leafs:
Mar. 19, 2014 vs. TBL (Steven Stamkos)

Last opponent shutout in Toronto:
Jan. 4, 1994 (0-1) (Daren Puppa)

Last Leaf overtime goal:
Apr. 5, 2012 vs. TBL (3-2) PHANEUF (Roloson)

Last opponent shutout in Tampa Bay:
Mar. 28, 2016 (0-3) (Ben Bishop)

Last opponent overtime goal:
Dec. 15, 2015 (4-5) Namestnikov (BERNIER)



LEAFS vs. VANCOUVER CANUCKS

Summary for MAPLE LEAFS: Won: 2 Lost: 0 OT: 0

at TORONTO MAPLE LEAFS

Date	Team	Opponent	Attendance	Goaltenders	W Goal
14 Nov '15	Maple Leafs 4	Canucks 2	19,798	Reimer vs Miller	Shawn Matthias

at VANCOUVER CANUCKS

Date	Team	Opponent	Attendance	Goaltenders	W Goal
13 Feb '16	Maple Leafs 5	Canucks 2	18,570	Reimer vs Miller	Brendan Leipsic

Goals by Period:	1st	2nd	3rd	OT	Total	Shots by Period:	1st	2nd	3rd	OT	Total
MAPLE LEAFS	1	3	5	0	9	MAPLE LEAFS	26	30	22	0	78
CANUCKS	0	2	2	0	4	CANUCKS	13	20	31	0	64

INDIVIDUAL SCORING

MAPLE LEAFS	GP	G	A	P	+/-	PIM	PP	SH	GW	GT	EN	S	S%	CANUCKS	GP	G	A	P	+/-	PIM	PP	SH	GW	GT	EN	S	S%
Jake Gardiner	2	0	3	3	2	0	0	0	0	0	0	5	0.0	Jannik Hansen	2	1	1	2	1	2	0	0	0	0	6	16.7	
Mark Arcobello	1	2	0	2	2	0	0	0	0	0	0	4	50.0	Daniel Sedin	2	1	1	2	-1	0	0	0	0	0	9	11.1	
Leo Komarov	2	1	1	2	-1	2	0	0	0	0	1	3	33.3	Sven Baertschi	2	1	0	1	-3	2	0	0	0	0	0	100.0	
PA Parenteau	2	1	1	2	3	2	1	0	0	0	0	6	16.7	Alexandre Burrows	2	1	0	1	-1	4	1	0	0	0	5	20.0	
Nick Spaling	2	0	2	2	2	0	0	0	0	0	0	4	0.0	Bo Horvat	2	0	1	1	-4	2	0	0	0	0	2	0.0	
Daniel Winnik	2	0	2	2	2	0	0	0	0	0	0	4	0.0	Henrik Sedin	2	0	1	1	-1	2	0	0	0	0	3	0.0	
Brad Boyes	1	1	0	1	1	0	0	0	0	0	1	2	50.0	Radim Vrbata	2	0	1	1	-3	2	0	0	0	0	6	0.0	
Brendan Leipsic	1	1	0	1	1	2	0	0	1	0	0	2	50.0	Yannick Weber	2	0	1	1	-3	0	0	0	0	0	8	0.0	
Joffrey Lupul	1	1	0	1	1	0	0	0	0	0	0	5	20.0	Alexander Edler	1	0	1	1	0	0	0	0	0	0	2	0.0	
Shawn Matthias	1	1	0	1	1	0	0	0	1	0	0	3	33.3	Matt Bartkowski	2	0	0	0	-2	2	0	0	0	0	2	0.0	
James van Riemsdyk	1	1	0	1	0	0	0	0	0	0	0	5	20.0	Derek Dorsett	2	0	0	0	0	4	0	0	0	0	1	0.0	
Peter Holland	2	0	1	1	-1	0	0	0	0	0	0	8	0.0	Dan Hamhuis	2	0	0	0	-2	0	0	0	0	0	0	0.0	
Roman Polak	2	0	1	1	5	4	0	0	0	0	0	4	0.0	Ben Hutton	2	0	0	0	-3	0	0	0	0	0	3	0.0	
Tyler Bozak	1	0	1	1	1	0	0	0	0	0	0	2	0.0	Jared McCann	2	0	0	0	-1	0	0	0	0	0	4	0.0	
Rich Clune	1	0	1	1	1	0	0	0	0	0	0	2	0.0	Christopher Tanev	2	0	0	0	0	0	0	0	0	0	3	0.0	
Nazem Kadri	1	0	1	1	0	0	0	0	0	0	0	2	0.0	Jake Virtanen	2	0	0	0	-1	2	0	0	0	0	3	0.0	
Byron Froese	2	0	0	0	1	0	0	0	0	0	0	1	0.0	Adam Cracknell	1	0	0	0	0	0	0	0	0	0	1	0.0	
Michael Grabner	2	0	0	0	-1	0	0	0	0	0	0	3	0.0	Emerson Etem	1	0	0	0	-1	0	0	0	0	0	2	0.0	
Matt Hunwick	2	0	0	0	1	0	0	0	0	0	0	1	0.0	Chris Higgins	1	0	0	0	0	0	0	0	0	0	2	0.0	
Morgan Rielly	2	0	0	0	-1	0	0	0	0	0	0	6	0.0	Luca Sbisa	1	0	0	0	0	0	0	0	0	0	1	0.0	
Frank Corrado	1	0	0	0	1	2	0	0	0	0	0	2	0.0	Linden Vey	1	0	0	0	-1	0	0	0	0	0	0	0.0	
Colin Greening	1	0	0	0	2	0	0	0	0	0	0	3	0.0	Power Play: 1-6 16.7% / Penalty Killing: 7-8 87.5%													
Scott Harrington	1	0	0	0	2	0	0	0	0	0	0	0	0.0														
Martin Marincin	1	0	0	0	1	0	0	0	0	0	0	0	0.0														
Dion Phaneuf	1	0	0	0	-1	4	0	0	0	0	0	1	0.0														

Power Play: 1-8 12.5% / Penalty Killing: 5-6 83.3%

GOALTENDING

MAPLE LEAFS	GP	Min	W-L-OT	SO	GA	SA	SV	GAA	SV%	CANUCKS	GP	Min	W-L-OT	SO	GA	SA	SV	GAA	SV%
James Reimer	2	120	2-0-0	0	4	64	60	2.00	.938	Ryan Miller	2	115	0-2-0	0	7	76	69	3.66	.908

LEAFS VS. VANCOUVER HISTORY

Leafs All-Time Record: 56-61-22-1	Last Leafs win in Toronto: Nov. 14, 2015 (4-2)	Last two consecutive Leafs wins: Nov. 14, 2015 (4-2) & Feb. 13, 2016 (5-2)
Leafs All-Time Home Record: 31-25-11-1	Last Leafs win in Vancouver: Feb. 13, 2016 (5-2)	Last two consecutive Leafs wins in Toronto: Dec. 6, 2014 (5-2) & Nov. 14, 2015 (4-2)
Leafs All-Time Road Record: 25-36-11-0	Leafs record in shootout: 0-1	Last two consecutive Leafs wins in Vancouver: Mar. 15, 2003 (1-0) & Nov. 22, 2003 (5-3)

MOST RECENT NOTABLES VS. VANCOUVER

Last Leaf shutout in Toronto: Jan. 9, 1989 (3-0) (Allan Bester)	Last Leaf hat trick: Feb. 28, 1987 vs. VAN (Rick Vaive)
Last Leaf shutout in Vancouver: Mar. 15, 2003 (1-0) (Ed Belfour)	Last opponent hat trick vs. Leafs: Oct. 18, 2001 @ VAN (Markus Naslund)
Last opponent shutout in Toronto: Oct. 27, 1971 (0-0) (Dunc Wilson)	Last Leaf overtime goal: Mar. 6, 2000 @ VAN (6-5) SUNDIN (Snow)
Last opponent shutout in Vancouver: Nov. 2, 2013 (0-4) (Roberto Luongo)	Last opponent overtime goal: Mar. 28, 1994 @ VAN (2-3) Craven (POTVIN)



LEAFS vs. WASHINGTON CAPITALS

Summary for MAPLE LEAFS: Won: 0 Lost: 2 OT: 1

at TORONTO MAPLE LEAFS

Date	Team	Opponent	Attendance	Goaltenders	W Goal
28 Nov '15	Maple Leafs 2	Capitals 4	19,053	Bernier vs Holtby	Marcus Johansson

at WASHINGTON CAPITALS

Date	Team	Opponent	Attendance	Goaltenders	W Goal
02 Mar '16	Maple Leafs 2	Capitals 3	18,506	Bernier vs Grubauer	Matt Niskanen
07 Nov '15 **	Maple Leafs 2	Capitals 3	18,506	Reimer vs Holtby	Alex Ovechkin

* - Overtime ** - Shootout

Goals by Period:	1st	2nd	3rd	OT	Total	Shots by Period:	1st	2nd	3rd	OT	Total
MAPLE LEAFS	2	2	2	0	6	MAPLE LEAFS	34	26	24	4	88
CAPITALS	3	4	2	0	9	CAPITALS	21	23	30	3	77

INDIVIDUAL SCORING

MAPLE LEAFS	GP	G	A	P	+/-	PIM	PP	SH	GW	GT	EN	S	S%	CAPITALS	GP	G	A	P	+/-	PIM	PP	SH	GW	GT	EN	S	S%
Peter Holland	2	1	1	2	2	0	0	0	0	0	0	3	33.3	Nicklas Backstrom	3	1	4	5	3	0	0	0	0	0	3	33.3	
James van Riemsdyk	2	1	1	2	0	0	1	0	0	0	0	5	20.0	Alex Ovechkin	3	2	2	4	2	2	1	0	0	0	14	14.3	
Morgan Rielly	3	0	2	2	-2	2	0	0	0	0	0	6	0.0	T.J. Oshie	3	0	3	3	2	2	0	0	0	0	5	0.0	
Dion Phaneuf	2	0	2	2	0	4	0	0	0	0	0	8	0.0	Jason Chimera	3	1	1	2	0	2	0	0	0	0	9	11.1	
Leo Komarov	3	1	0	1	-2	2	1	0	0	0	0	7	14.3	Matt Niskanen	3	1	1	2	1	2	1	0	1	0	4	25.0	
Colin Greening	1	1	0	1	0	0	0	0	0	0	0	3	33.3	Justin Williams	3	1	1	2	0	0	1	0	0	0	5	20.0	
Nikita Soshnikov	1	1	0	1	0	6	0	0	0	0	0	2	50.0	Evgeny Kuznetsov	3	0	2	2	0	0	0	0	0	0	0	2	0.0
Daniel Winnik	1	1	0	1	1	0	0	0	0	0	0	1	100.0	Marcus Johansson	3	1	0	1	0	0	1	0	1	0	4	25.0	
Matt Hunwick	3	0	1	1	-1	2	0	0	0	0	0	3	0.0	Tom Wilson	3	1	0	1	-1	6	0	0	0	0	0	1	0.0
Nazem Kadri	3	0	1	1	-1	8	0	0	0	0	0	13	0.0	Taylor Chorney	2	1	0	1	1	0	0	0	0	0	0	1	0.0
Joffrey Lupul	2	0	1	1	-1	0	0	0	0	0	0	6	0.0	John Carlson	2	0	1	1	1	2	0	0	0	0	0	6	0.0
Connor Carrick	1	0	1	1	0	0	0	0	0	0	0	0	0.0	Michael Latta	2	0	1	1	-1	0	0	0	0	0	0	1	0.0
Brad Boyes	3	0	0	0	1	0	0	0	0	0	0	4	0.0	Karl Alzner	3	0	0	0	1	0	0	0	0	0	0	3	0.0
Jake Gardiner	3	0	0	0	1	0	0	0	0	0	0	3	0.0	Jay Beagle	3	0	0	0	1	2	0	0	0	0	0	3	0.0
Michael Grabner	3	0	0	0	-1	0	0	0	0	0	0	2	0.0	Andre Burakovsky	3	0	0	0	1	2	0	0	0	0	0	1	0.0
Tyler Bozak	2	0	0	0	0	0	0	0	0	0	0	3	0.0	Dmitry Orlov	3	0	0	0	-2	0	0	0	0	0	0	4	0.0
Byron Froese	2	0	0	0	0	0	0	0	0	0	0	1	0.0	Brooks Laich	2	0	0	0	-1	0	0	0	0	0	0	2	0.0
Martin Marincin	2	0	0	0	0	0	0	0	0	0	0	3	0.0	Brooks Orpik	2	0	0	0	1	4	0	0	0	0	0	3	0.0
Shawn Matthias	2	0	0	0	0	0	0	0	0	0	0	1	0.0	Nate Schmidt	2	0	0	0	-1	0	0	0	0	0	0	2	0.0
PA Parenteau	2	0	0	0	0	0	0	0	0	0	0	1	0.0	Mike Richards	1	0	0	0	-1	0	0	0	0	0	0	0	0.0
Roman Polak	2	0	0	0	0	2	0	0	0	0	0	3	0.0	Mike Weber	1	0	0	0	-1	0	0	0	0	0	0	3	0.0
Nick Spaling	2	0	0	0	-1	2	0	0	0	0	0	3	0.0	Daniel Winnik	1	0	0	0	0	0	0	0	0	0	0	1	0.0
Frank Corrado	1	0	0	0	0	2	0	0	0	0	0	0	0.0	Power Play: 4-13 30.8% / Penalty Killing: 7-9 77.8%													
Scott Harrington	1	0	0	0	0	0	0	0	0	0	0	0	0.0														
Zach Hyman	1	0	0	0	0	0	0	0	0	0	0	0	0.0														
Kasper Kapanen	1	0	0	0	0	0	0	0	0	0	0	1	0.0														
Brooks Laich	1	0	0	0	0	0	0	0	0	0	0	0	0.0														
William Nylander	1	0	0	0	0	0	0	0	0	0	0	2	0.0														
Ben Smith	1	0	0	0	-1	0	0	0	0	0	0	4	0.0														

Power Play: 2-9 22.2% / Penalty Killing: 9-13 69.2%

GOALTENDING

MAPLE LEAFS	GP	Min	W-L-OT	SO	GA	SA	SV	GAA	SV%	CAPITALS	GP	Min	W-L-OT	SO	GA	SA	SV	GAA	SV%
James Reimer	1	65	0-0-1	0	2	31	29	1.85	.93	Braden Holtby	2	123	2-0-0	0	4	59	55	1.95	.932
Jonathan Bernier	2	116	0-2-0	0	7	46	39	3.61	.848	Philipp Grubauer	1	60	1-0-0	0	2	29	27	2.00	.931

LEAFS VS. WASHINGTON HISTORY

Leafs All-Time Record:
59-66-10-3

Leafs All-Time Home Record:
36-24-6-1

Leafs All-Time Road Record:
23-42-4-2

Last Leafs win in Toronto:
Nov. 29, 2014 (6-2)

Last Leafs win in Washington:
Feb. 5, 2013 (3-2)

Leafs record in shootout:
4-3

Last two consecutive Leafs wins:
Jan. 31, 2013 (3-2) & Feb. 5, 2013 (3-2)

Last two consecutive Leafs wins in Toronto:
Jan. 31, 2013 (3-2) & Nov. 23, 2013 (2-1 SO)

Last two consecutive Leafs wins in Washington:
Jan. 17, 2003 (4-1) & Feb. 20, 2003 (6-2)

MOST RECENT NOTABLES VS. WASHINGTON

Last Leaf shutout in Toronto:
Mar. 6, 2007 (3-0) (Andrew Raycroft)

Last Leaf shutout in Washington:
Never

Last opponent shutout in Toronto:
Jan. 28, 1984 (0-8) (Pat Riggan)

Last opponent shutout in Washington:
Mar. 1, 2015 (4-0) (Braden Holtby)

Last Leaf hat trick:
Jan. 8, 1990 vs. WSH (Gary Leeman)

Last opponent hat trick vs. Leafs:
Jan. 22, 2011 vs. WSH (Alex Ovechkin)

Last Leaf overtime goal:
Mar. 29, 2003 vs. WSH (4-3) SUNDIN (Charpentier)

Last opponent overtime goal:
Oct. 16, 1985 vs. WSH (5-6) Duchesne (BERNHARDT)



LEAFS vs. WINNIPEG JETS

Summary for MAPLE LEAFS: Won: 1 Lost: 2 OT: 0

at TORONTO MAPLE LEAFS

Date	Team	Opponent	Attendance	Goaltenders	W Goal
04 Nov '15	Maple Leafs 2	Jets 4	19,113	Reimer vs Pavelec	Alexander Burmistrov

at WINNIPEG JETS

Date	Team	Opponent	Attendance	Goaltenders	W Goal
02 Dec '15	Maple Leafs 1	Jets 6	15,294	Sparks vs Hellebuyck	Drew Stafford

* - Overtime ** - Shootout

Goals by Period:	1st	2nd	3rd	OT	Total	Shots by Period:	1st	2nd	3rd	OT	Total
MAPLE LEAFS	2	1	0	0	3	MAPLE LEAFS	22	16	21	0	59
JETS	4	0	6	0	10	JETS	21	22	26	0	69

INDIVIDUAL SCORING

MAPLE LEAFS	GP	G	A	P	+/-	PIM	PP	SH	GW	GT	EN	S	S%	JETS	GP	G	A	P	+/-	PIM	PP	SH	GW	GT	EN	S	S%	
Michael Grabner	2	1	0	1	0	0	0	0	0	0	0	3	33.3	Mark Scheifele	2	2	4	5	0	0	0	0	0	0	8	25.0		
Leo Komarov	2	1	0	1	-1	4	0	0	0	0	0	4	25.0	Mathieu Perreault	2	0	4	4	0	0	0	0	0	0	0	1	0.0	
PA Parenteau	2	1	0	1	-3	2	1	0	0	0	0	4	25.0	Bryan Little	2	2	1	3	4	2	0	1	0	0	1	5	40.0	
Tyler Bozak	2	0	1	1	-4	0	0	0	0	0	0	3	0.0	Blake Wheeler	2	0	3	3	3	0	0	0	0	0	0	0	6	0.0
Dion Phaneuf	2	0	1	1	-6	2	0	0	0	0	0	5	0.0	Drew Stafford	2	2	0	2	2	0	1	0	1	0	0	8	25.0	
Roman Polak	2	0	1	1	1	2	0	0	0	0	0	1	0.0	Dustin Byfuglien	2	1	1	2	4	2	0	0	0	0	0	8	12.5	
Nick Spaling	2	0	1	1	0	0	0	0	0	0	0	1	0.0	Toby Enstrom	2	0	2	2	3	0	0	0	0	0	0	2	0.0	
James van Riemsdyk	2	0	1	1	-3	0	0	0	0	0	0	7	0.0	Alexander Burmistrov	2	1	0	1	-1	4	0	0	1	0	0	2	50.0	
Daniel Winnik	2	0	1	1	0	2	0	0	0	0	0	2	0.0	Andrew Ladd	2	1	0	1	2	0	0	0	0	0	0	8	12.5	
Brad Boyes	2	0	0	0	-1	0	0	0	0	0	0	3	0.0	Anthony Peluso	2	1	0	1	1	0	0	0	0	0	0	2	50.0	
Byron Froese	2	0	0	0	-1	0	0	0	0	0	0	3	0.0	Ben Chiarot	2	0	1	1	1	0	0	0	0	0	0	1	0.0	
Jake Gardiner	2	0	0	0	-5	0	0	0	0	0	0	2	0.0	Nikolaj Ehlers	2	0	1	1	1	0	0	0	0	0	0	5	0.0	
Matt Hunwick	2	0	0	0	-2	0	0	0	0	0	0	4	0.0	Tyler Myers	2	0	1	1	2	2	0	0	0	0	0	3	0.0	
Nazem Kadri	2	0	0	0	-3	0	0	0	0	0	0	2	0.0	Jacob Trouba	2	0	1	1	1	0	0	0	0	0	0	3	0.0	
Martin Marincin	2	0	0	0	1	0	0	0	0	0	0	1	0.0	Andrew Copp	1	0	1	1	1	0	0	0	0	0	0	0	0.0	
Shawn Matthias	2	0	0	0	-4	0	0	0	0	0	0	2	0.0	Adam Lowry	2	0	0	0	0	0	0	0	0	0	0	3	0.0	
Morgan Rielly	2	0	0	0	-2	0	0	0	0	0	0	7	0.0	Mark Stuart	2	0	0	0	2	2	0	0	0	0	0	4	0.0	
Peter Holland	1	0	0	0	0	0	0	0	0	0	0	5	0.0	Chris Thorburn	2	0	0	0	-1	0	0	0	0	0	0	0	0.0	
Joffrey Lupul	1	0	0	0	-3	0	0	0	0	0	0	0	0.0	Nic Petan	1	0	0	0	0	0	0	0	0	0	0	0	0.0	

Power Play: 1-6 16.7% / Penalty Killing: 6-7 85.7%

Power Play: 1-7 14.3% / Penalty Killing: 5-6 83.3%

GOALTENDING

MAPLE LEAFS	GP	Min	W-L-OT	SO	GA	SA	SV	GAA	SV%
James Reimer	1	59	0-1-0	0	3	33	30	3.06	.909
Garret Sparks	1	60	0-1-0	0	6	35	29	6.00	.829

GOALTENDING

JETS	GP	Min	W-L-OT	SO	GA	SA	SV	GAA	SV%
Connor Hellebuyck	1	60	1-0-0	0	1	33	32	1.00	.970
Ondrej Pavelec	1	60	1-0-0	0	2	26	24	2.00	.923

LEAFS VS. WINNIPEG HISTORY

Leafs All-Time Record:
29-18-1-7

Leafs All-Time Home Record:
15-8-1-3

Leafs All-Time Road Record:
14-10-0-4

Last Leafs win in Toronto:
Feb. 21, 2015 (4-3 OT)

Last Leafs win in Winnipeg:
Feb. 7, 2013 (3-2)

Leafs record in shootout:
1-2

Last two consecutive Leafs wins:
Jan. 7, 2011 (9-3) (@ ATL) & Feb. 7, 2011 (5-4) (vs. ATL)

Last two consecutive Leafs wins in Toronto:
Oct. 19, 2011 (4-3 SO) & Jan. 5, 2012 (4-0)

Last two consecutive Leafs wins in Winnipeg:
Mar. 25, 2010 (2-1 OT) (ATL) & Jan. 7, 2011 (9-3) (ATL)

MOST RECENT NOTABLES VS. WINNIPEG

Last Leaf shutout in Toronto:
Jan. 5, 2012 (4-0) (Jonas Gustavsson)

Last Leaf shutout in Winnipeg:
Dec. 14, 2007 (4-0) (Vesa Toskala - ATL)

Last opponent shutout in Toronto:
Never

Last opponent shutout in Winnipeg:
Nov. 30, 2006 (0-5) (Kari Lehtonen - ATL)


Last Leaf hat trick:
Oct. 14, 2005 @ ATL (Jeff O'Neill)

Last opponent hat trick vs. Leafs:
Nov. 30, 2006 @ ATL (Marian Hossa)

Last Leaf overtime goal:
Feb. 21, 2014 (4-3 OT) VAN RIEMSDYK (Hutchinson)

Last opponent overtime goal:
Jan. 25, 2014 @ WPG (4-5) Byfuglien (BERNIER)





Anaheim Ducks

Honda Center
2695 E. Katella Ave.
Anaheim, California 92806
Phone: 714-940-2900
Exec. V.P. / General Manager: Bob Murray
Head Coach: Randy Carlyle
Director of Media & Communications: Alex Gilchrist



Arizona Coyotes

Gila River Arena
9400 W. Maryland Avenue
Glendale, Arizona 85305
Phone: 623-772-3200
Exec. V.P. / General Manager: John Chayka
Head Coach: Dave Tippett
V.P. of Communications: Rich Nairn



Boston Bruins

TD Garden
100 Legends Way
Boston, Massachusetts 02114
Phone: 617-624-2327
General Manager & Alternate Governor - Don Sweeney
Head Coach: Claude Julien
V.P. Communications & Content: Matt Chmura



Buffalo Sabres

KeyBank Center
One Seymour H. Knox III Plaza
Buffalo, New York 14203
Phone: 716-855-4100
General Manager: Tim Murray
Head Coach: Dan Bylsma
Director of Media Relations: Chris Bandura



Calgary Flames

Scotiabank Saddledome
P.O. Box 1540 Station M
Calgary, Alberta T2P 3B9
Phone: 403-777-2177
General Manager: Brad Treliving
Head Coach: Glen Gulutzen
V.P. of Communications: Peter Hanlon



Carolina Hurricanes

PNC Arena
1400 Edwards Mill Road
Raleigh, North Carolina 27607
Phone: 919-467-7825
Exec. V.P. / General Manager: Ron Francis
Head Coach: Bill Peters
V.P. of Communications: Mike Sundheim



Chicago Blackhawks

United Center
1901 W. Madison Street
Chicago, Illinois 60612
Phone: 312-455-7000
V.P./General Manager: Stan Bowman
Head Coach: Joel Quenneville
Sr. Exec. Dir. Of Communications: Adam Rogowin



Colorado Avalanche

Pepsi Center
1000 Chopper Circle
Denver, Colorado 80204
Phone: 303-405-1100
Executive V.P. & General Manager: Joe Sakic
Head Coach: Jared Bednar
Sr. V.P. Communications & Business Operations:
Jean Martineau



Columbus Blue Jackets

Nationwide Arena
200 W. Nationwide Blvd.
Columbus, Ohio 43215
Phone: 614-246-4625
General Manager: Jarmo Kekalainen
Head Coach: John Tortorella
V.P. of Communications & Team Services:
Todd Sharrock



Dallas Stars

American Airlines Center
2601 Avenue of the Stars
Frisco, Texas 75034
Phone: 214-387-5500
General Manager: Jim Nill
Head Coach: Lindy Ruff
Vice President, Communications: Tom Holy



Detroit Red Wings

Joe Louis Arena
19 Steve Yzerman Drive
Detroit, Michigan 48226
Phone: 313-394-7000
Exec. V.P. / General Manager: Ken Holland
Head Coach: Jeff Blashill
Director of Public Relations: Todd Beam



Edmonton Oilers

Rogers Place
10220 104 Ave NW
Edmonton, AB T5J 1B9
Phone: 780-414-4625
President of Hockey Operations & General Manager: Peter Chiarelli
Head Coach: Todd McLellan
Director, Communications & Media Relations:
J.J. Hebert



Florida Panthers

BB&T Center
One Panther Parkway
Sunrise, Florida 33323
Phone: 954-835-7000
General Manager: Tom Rowe
Head Coach: Gerard Gallant



Los Angeles Kings

Staples Center
1111 South Figueroa Street
Los Angeles, California 90015
Phone: 213-742-7100
President / General Manager: Dean Lombardi
Head Coach: Darryl Sutter
V.P. Communications & Content: Mike Altieri



Minnesota Wild

Xcel Energy Center
317 Washington Street
St. Paul, Minnesota 55102
Phone: 651-602-6000
General Manager: Chuck Fletcher
Head Coach: Bruce Boudreau
Media Relations Director: Aaron Sickman



Montreal Canadiens

Bell Centre
1909, avenue des Canadiens-de-Montreal
Montreal, Quebec H3B 5E8
Phone: 514-932-2582
Exec., V.P. & General Manager: Marc Bergevin
Head Coach: Michel Therrien
Senior V.P., Communications & Community Relations:
Donald Beauchamp



Nashville Predators

Bridgestone Arena
501 Broadway
Nashville, Tennessee 37203
Phone: 615-770-2300
President Hockey Ops. & General Manager: David Poile
Head Coach: Peter Laviolette
Senior V.P. Hockey Communications: Gerry Helper

**New Jersey Devils**

Prudential Center
25 Lafayette Street
Newark, New Jersey 07102
Phone: 973-757-6100
General Manager: Ray Shero
Head Coach: John Hynes
Director of Communications: Peter Albiets

**New York Islanders**

Barclays Center
620 Atlantic Ave
Brooklyn, NY 11217
Phone: 516-501-6700
General Manager: Garth Snow
Head Coach: Jack Capuano
Director of Communications: Kimber Auerbach

**New York Rangers**

Madison Square Garden
Two Pennsylvania Plaza, 14th Floor
New York, New York 10121
Phone: 212-465-6486
General Manager: Jeff Gorton
Head Coach: Alain Vigneault
V.P. of Public Relations: Ryan Watson

**Ottawa Senators**

Canadian Tire Centre
1000 Palladium Drive
Ottawa, Ontario K2V 1A5
Phone: 613-599-0100
President of Hockey Operations &
General Manager: Pierre Dorion
Head Coach: Guy Boucher
Sr. Director, Communications: Brian Morris

**Philadelphia Flyers**

Wells Fargo Center
3601 South Broad Street
Philadelphia, Pennsylvania 19148
Phone: 215-465-4500
General Manager: Ron Hextall
Head Coach: Dave Hakstol
Senior Director of Communications: Zack Hill

**Pittsburgh Penguins**

Consol Energy Center
1001 Fifth Avenue
Pittsburgh, Pennsylvania 15219
Phone: 412-642-1300
Exec. V.P. / General Manager: Jim Rutherford
Head Coach: Mike Sullivan
V.P. Communications: Tom McMillan

**St. Louis Blues**

Scottrade Center
1401 Clark Avenue at Brett Hull Way
St. Louis, Missouri 63103
Phone: 314-622-2500
President of Hockey Operations &
General Manager: Doug Armstrong
Head Coach: Ken Hitchcock
Sr. V.P. of Marketing & Communications: Mike Caruso

**San Jose Sharks**

SAP Center at San Jose
525 West Santa Clara Street
San Jose, California 95113
Phone: 408-287-7070
General Manager: Doug Wilson
Head Coach: Peter DeBoer
Director of Media Relations: Scott Emmert

**Tampa Bay Lightning**

Amalie Arena
401 Channelside Drive
Tampa, Florida 33602
Phone: 813-301-6500
Vice President & General Manager: Steve Yzerman
Head Coach: Jon Cooper
Exec. V.P., Communications: Bill Wickett

**Toronto Maple Leafs**

Air Canada Centre
50 Bay St., Suite 500
Toronto, Ontario M5J 2L2
General Manager: Lou Lamoriello
Head Coach: Mike Babcock
Director, Media Relations: Steve Keogh

**Vancouver Canucks**

Rogers Arena
800 Griffiths Way
Vancouver, British Columbia V6B 6G1
Phone: 604-899-4600
General Manager: Jim Benning
Head Coach: Willie Desjardins
Director, Media Relations & Team Ops: Ben Brown

**Washington Capitals**

Verizon Center
627 N. Glebe Road, Suite 850
Arlington, Virginia 22203
Phone: 202-266-2200
Sr. V.P. / General Manager: Brian MacLellan
Head Coach: Barry Trotz
Sr. Director, Communications: Sergey Kocharov

**Winnipeg Jets**

MTS Centre
345 Graham Ave.
Winnipeg, MB R3C 5S6
Phone: 204-987-7825
Exec. V.P. & General Manager: Kevin Cheveldayoff
Head Coach: Paul Maurice
Director, Corporate Communications:
Scott Brown

**NHL - Toronto**

Gary Meagher - Executive V.P. Communications
50 Bay St. 11 Floor
Toronto, Ontario M5J 2X8
Phone: 416-359-7900

**NHL - New York**

Frank Brown - Group V.P., Public Relations
1185 Avenue of the Americas
New York, New York 10036
Phone: 212-789-2000

Twitter.com/NHL



HISTORY



THEY
WOULD
WEAR
IT WITH
HONOUR
AND
PRIDE
AND
COURAGE

Conn Smythe

A BRIEF HISTORY OF THE TORONTO MAPLE LEAF HOCKEY CLUB

NHL hockey originated in Toronto in the fall of 1917, when the Toronto Arenas were one of four founding franchises of the newly-formed league. Under the direction of manager Charlie Querrie and coach Dick Carroll, Toronto won the Stanley Cup in the NHL's inaugural season.

In 1919, an ownership change prompted Toronto's franchise to be renamed the St. Patricks – or St. Pats for short. After missing the playoffs in 1919 and 1920, then losing in the NHL Final to Ottawa in 1921, the Pats would go on to capture Toronto's second Stanley Cup championship in 1922. Babe Dye's 12 points in seven playoff games led Toronto to a 3-2 series victory over the Vancouver Millionaires.

The Toronto Maple Leafs were formed on February 14, 1927 when Conn Smythe took over the St. Patricks. He renamed the club in honour of the Maple Leaf Regiment from World War I. The team continued to play out of the old Mutual Street Arena, also known as the "Arena Gardens", until the ice palace on Carlton Street, Maple Leaf Gardens, was built in 1931.

The Maple Leafs won Toronto's in their first season in the Gardens. The "Kid Line" made up of Joe Primeau, Harvey "Busher" Jackson and Charlie Conacher led the team offensively. "Red" Horner led the team in penalty minutes and "Hap" Day and "King" Clancy were the leaders on the blue line.

The Leafs had continued regular season success in the 30's but did not enjoy another Cup victory until 1942. Smythe replenished his talent base in the late 30's by finding multi-talented forward, Syl Apps, dependable goaltender Walter "Turk" Broda and consistent point-getter Gordie Drillon.

Successful Leaf coach Dick Irvin left the Leafs for Montreal in 1940 having won one Stanley Cup and guiding the Leafs to seven Cup Finals in his nine years as Toronto's bench boss. Hap Day took over as coach and won his first Cup behind the bench in dramatic fashion. The Leafs rallied after losing the first three games of the '42 Finals versus the Detroit Red Wings and won the next four to take the series. This is the first and only time this occurred in a Stanley Cup Final series.

The Second World War depleted the Leaf roster as many of the players represented their country overseas. Future captain and star, Ted "Teeder" Kennedy, was first given an opportunity to play in 1943 as a result. Frank "Ulcers" McCool temporarily replaced Broda in net during this period and set an NHL record with three consecutive shutouts in the 1945 playoffs, on the way to the Leafs' next Cup victory.

Conn Smythe's long time right-hand man, Frank Selke, left for Montreal in 1946. Smythe, with the support of the first President of the Gardens and Chairman of the Board, Jack Bickell, emerged as the President of Maple Leaf Gardens Limited and 30% ownership. Bickell, who died in 1951, had a memorial trophy created in his name which honours great Leaf players and significant hockey achievements. Smythe remained as President until his resignation in 1961.

New faces were added to join the players returning from military service with resounding success. Three consecutive Stanley Cups in 1947, 1948 and 1949 demonstrated Smythe's ability to bring



Syl Apps & Frank Selke



Walter "Turk" Broda

A BRIEF HISTORY OF THE TORONTO MAPLE LEAF HOCKEY CLUB

together the necessary parts for a winning team. Smythe's most notable player acquisition was on November 20, 1947 when five Leafs were sent to Chicago for Cy Thomas and the previous season's scoring champion, Max Bentley. The 1947 Cup was won over the Montreal Canadiens who were led by Hector "Toe" Blake and Maurice "the Rocket" Richard. In January of 1947, Leaf rookie Howie Meeker set a league record for a rookie by scoring five times in one game. Meeker went on to win the Calder Trophy as Rookie of the Year beating out Gordie Howe for the honours.


The 1948 Cup victory was clinched in four straight games over the Red Wings who were led by Ted Lindsay, Sid Abel and Howe. After this victory, Syl Apps retired after a distinguished career as Leaf captain and inspirational leader. With new captain "Teeder" Kennedy, the Leafs took the 1949 Cup, again in four straight over Detroit.

The 1950s saw the arrival of new faces such as George Armstrong and Tim Horton. These two men would go on to play more games for the Maple Leafs than any other player. Triumph and tragedy were experienced in 1951. Bill Barilko's overtime goal in game five of the Finals versus the Canadiens won the Leafs the Cup but Barilko died in a plane crash later that summer. The remainder of the 50s saw the Leafs try unsuccessfully to replace retired stars such as "Turk" Broda and Max Bentley. Many player moves were made but the Leafs did not see the Stanley Cup Final again until 1959. Kennedy retired in 1956 and the coaches during this decade were Joe Primeau, "King" Clancy, Howie Meeker, Billy Reay and in 1958, "Punch" Imlach arrived. Conn Smythe's son, Stafford, was given control of the team in 1957 and Stafford employed six assistants including John Bassett and Harold Ballard.

Stafford Smythe brought "Punch" to Toronto and Imlach's first player move was the signing of an American Hockey League veteran goalkeeper by the name of Johnny Bower. The move was originally questioned by many due to Bower's age. The 34-year-old Bower went on to win 220 regular season games and four Stanley Cups over 12 seasons. Imlach assigned himself as coach and stayed for 10 consecutive seasons. Leonard "Red" Kelly was brought over from Detroit and moved from defence to forward in February of 1960. Dave Keon and Eddie Shack were two talented youngsters added to the mix. Frank Mahovlich, who had earlier won the Rookie of the Year honours in 1958, claimed star status on the left wing with his effortless skating, hard shot and soft hands. Chicago even unsuccessfully offered \$1,000,000 for his services in October, 1962.

With Bower in net, the defensive tandems of Bobby Baun/Carl Brewer and Tim Horton/Allan Stanley and forward attackers such as Bob Pulford, Billy Harris, Keon, Mahovlich, Kelly and Armstrong, the Leafs dominated the first half of the 1960s. Even though the Leafs finished in first place at the end of the regular season only once in the 60s, the Leafs showed their true skill in the postseason by winning three consecutive Cups beginning in 1962 and another in 1967.

Toronto defeated Stan Makita's Chicago Blackhawks in 1962 in a six game Final series in which Dave Keon made his Stanley Cup debut. In 1963 and 1964, the Leafs defeated Detroit in the Finals. This made it six of 10 Cups won so far having been acquired in a Final series versus the Red Wings. The



Punch Imlach

Dave Keon

A BRIEF HISTORY OF THE TORONTO MAPLE LEAF HOCKEY CLUB

Cup victory in 1964 was dramatic in that Baun broke his ankle in Game Six blocking a Gordie Howe slapshot. The Leafs were down three games to two and Baun did not want to miss the rest of the game. He returned to score the overtime goal that game and he did not miss a shift in a Game Seven victory two days later. Baun was on crutches for two months after finally allowing his leg to be plastered.

The 1967 Cup victory was significant in several ways. It allowed the Leaf fans to savour a victory over the favoured Canadiens who were led by the coaching of "Toe" Blake and a roster that included Henri Richard, Jean Beliveau, Yvan Cournoyer and Rogie Vachon. The win was also special because it was won by a team with an average age of over 30 and two players over 40 (Bower and Stanley). Dave Keon became the first Leaf to win the Conn Smythe Trophy as the M.V.P. of the playoffs.

With the successes of a veteran team comes the inevitable period of rebuilding. After the '67 Cup, significant deals made to improve the team included the Frank Mahovlich trade which allowed Norm Ullman, Paul Henderson and Floyd Smith to come to Toronto. Imlach was relieved of his duties immediately after being swept out of the 1969 playoffs by the Boston Bruins. The rebuilding had begun.

With the league suddenly stretching its talent pool over 12 teams instead of the original six, Leafs General Manager Jim Gregory and coach John McLellan had more competition for available talent. With the likes of Pulford, Keon, Armstrong still contributing, the Leafs added Brian Glennie, Rick Ley, Jim Dorey and an all important 1970 first-round draft pick, Darryl Sittler. In 1971, Ullman and Keon led the Leafs offensively and the acquisition of 41 year-old goaltending legend Jacques Plante bolstered the team's confidence. Plante led the league that year with a goals-against average of just 1.88.

The contracts that the new World Hockey Association (W.H.A.) were offering attracted several key Leafs away from the team including a young standout goaltender Bernie Parent and veterans such as Keon, Henderson, and Ullman. The Leafs continued to rebuild through the Entry Draft and in 1973 selected Lanny McDonald and Ian Turnbull and, in 1974, added Dave "Tiger" Williams and Mike Palmateer. Chief Scout Gerry McNamara signed two young players from the Swedish National Team in 1973, Inge Hammarstrom and Borje Salming. The appointment of "Red" Kelly as coach in 1973-74 assisted in bringing the team to fourth place in the Eastern Division at the conclusion of the regular season. As the 1970s progressed, so did the Leafs. Sittler and McDonald emerged as superstars. With Errol Thompson added in to complete the Leafs' top line, the team showed an ability to compete against the top teams. Sittler had an unforgettable night on February 7, 1976 when he scored six times and added four assists in an 11-4 win over the Boston Bruins. Kelly and his "pyramid power" strategies were replaced in 1977 by the meticulous detail and modern techniques of a coach out of the Ontario Hockey League, Roger Neilson.

The best playoff performance of the decade for the Leafs was in 1978 in which the Leafs took out the heavily favoured NY Islanders in the Quarter-Finals. Lanny McDonald scored the memorable series winning goal 4:13 into overtime of Game Seven.

Just prior to the beginning of the 1980s, Leaf fans were surprised by the sudden trading of McDonald on Dec. 29, 1979. This decade was a difficult time for the franchise and its followers. "Punch" Imlach had been brought back to try to rekindle past successes. Many changes took place including the trading of Ian Turnbull, Mike Palmateer and on January 20, 1982, Darryl Sittler. Joe Crozier, Mike Nykoluk, Dan Maloney, John Brophy, George Armstrong and Doug Carpenter each took turns behind the bench during the 1980s.

There were some bright spots. In 1981 Wilf Paiment set a record for most points by a right winger in a season with 97. Rick Vaive was acquired from Vancouver in 1980 in the "Tiger" Williams trade and had three consecutive 50-goal seasons. Wendel Clark, the Leafs' first-round pick, and first overall in the 1985 Entry Draft, had an immediate positive impact on the organization. His competitiveness and spirit restored the team's self confidence and the fans' belief in the team. Gord Stellick, an industrious hockey office employee worked his way through the ranks and was appointed the youngest general manager in the history of the N.H.L. in 1988.

Tom Watt was hired by new General Manager Floyd Smith and took over the coaching duties in 1990 after success with the University of Toronto Varsity Blues and N.H.L. experience in Winnipeg,

A BRIEF HISTORY OF THE TORONTO MAPLE LEAF HOCKEY CLUB

Vancouver and Calgary. His captain was veteran defenceman Rob Ramage and highly-skilled forward Vincent Damphousse led the team offensively. Dave Ellett was acquired in November of 1990 and two future Hall of Famers, Grant Fuhr and Glenn Anderson, came to the team from the decorated Edmonton Oilers in September of 1991. The January 2, 1992 date is fondly remembered by all Leaf fans. Doug Gilmour, Jamie Macoun, Ric Nattress, Rick Wamsley and Kent Manderville were obtained in exchange for Gary Leeman, Michel Petit, Jeff Reese, Craig Berube and Alexander Godynuk in the league's largest player trade ever. Gilmour has had a very dramatic impact by bringing the team to a level of respectability while setting franchise scoring records in the regular season and playoffs. A second round selection in 1990, Felix Potvin quickly developed into one of the top ten goaltenders in the league and he was a finalist for Rookie Of The Year in 1993.

Cliff Fletcher came to the organization on July 1, 1991 as the Chief Operating Officer, President and General Manager. His goal was to restore the winning tradition on the ice, and off the ice his vision included fostering a solid relationship with the community and the club's alumni. Fletcher brought in Pat Burns to take over as coach in 1992 and his "fire and brimstone" attitude brought out the best in his charges in the springs of 1993 and 1994. The team demonstrated determination, confidence and teamwork. A Game Seven loss in the Semi-Finals to the Wayne Gretzky-led L.A. Kings in '93 and a tough loss to Vancouver in the '94 Semi-Finals renewed the passion and hope with their loyal fan base.

The Entry Draft of 1994 was dramatic due to a major deal which saw Wendel Clark traded to the Nordiques and Mats Sundin join the Leafs in a multi-player deal. In Sundin, the Leafs received a player that would assume top spot on the club's all-time points and goals list while serving as captain for a decade.

A new Toronto Maple Leafs' era was introduced on May 30, 1997 when Ken Dryden was named President of the Toronto Maple Leaf Hockey Club. New coach and former Leaf Pat Quinn would fashion a record of 300-196-52-8 in 574 games with the Maple Leafs, second on the club's list for career wins (Imlach) and in games coached (Imlach). His tenure was highlighted by two trips to the Conference Finals (1999 and 2002) and he reached the playoffs in every year but one, 2005-06. His Leaf clubs qualified for the postseason in each of his first five coaching seasons, including four straight seasons of reaching at least the second round. In addition to his duties as head coach of the Leafs, Quinn also served simultaneously as the team's general manager from July 14, 1999 until August 29, 2003. Fan favourites Curtis Joseph, Tomas Kaberle, Gary Roberts, Alex Mogilny and Sundin were veterans that regularly delivered in the clutch during a period of entertaining, free-wheeling hockey in front of sold-out crowds.

Quinn's successor to the managing duties was John Ferguson. His acquisitions of Joe Nieuwendyk, Eric Lindros and Brian Leetch didn't push the team over the top and he was eventually succeeded by Brian Burke in November 2008. Randy Carlyle was reunited with Burke late in the 2011-12 campaign.

Dave Nonis took over as Senior Vice President and General Manager on January 9, 2013. The Maple Leafs, under Carlyle, reached the playoffs in 2013, eventual bowing to the Stanley Cup-winning Bruins in a seven-game first-round series.

In April of 2014, former MLSE President & CEO Tim Leiweke announced the appointment of three-time Stanley Cup Champion and Hockey Hall of Famer Brendan Shanahan as President and Alternate Governor of the Maple Leafs. Shanahan's first moves included the appointment of Kyle Dubas as Assistant General Manager and salary cap specialist Brandon Pridham as Assistant to the General Manager, before later adding former NHLer Mark Hunter as Director of Player Personnel.

After missing the playoffs in 2014-15, Shanahan announced numerous organizational changes, culminating with the appointment of Mike Babcock as head coach and Hall of Famer Lou Lamoriello as general manager.



Curtis Joseph

RECORD YEAR-BY-YEAR

SEASON	GP	W	L	T	OL	GF	GA	PTS	FINISHED	PLAYOFF RESULTS
2015-16	82	29	42	-	11	198	246	69	8th, Atlantic Division	Out of Playoffs
* 2014-15	82	30	44	-	8	211	262	68	7th, Atlantic Division	Out of Playoffs
2013-14	82	38	36	-	8	231	256	84	6th, Atlantic Division	Out of Playoffs
2012-13	48	26	17	-	5	145	133	57	3rd, Northeast Division	Lost Conference Quarter-Final
2011-12	82	35	37	-	10	231	264	80	4th, Northeast Division	Out of Playoffs
2010-11	82	37	34	-	11	218	251	85	4th, Northeast Division	Out of Playoffs
2009-10	82	30	38	-	14	214	267	74	5th, Northeast Division	Out of Playoffs
2008-09	82	34	35	-	13	250	293	81	5th, Northeast Division	Out of Playoffs
*** 2007-08	82	36	35	-	11	231	260	83	5th, Northeast Division	Out of Playoffs
2006-07	82	40	31	-	11	258	269	91	3rd, Northeast Division	Out of Playoffs
2005-06	82	41	33	-	8	257	270	90	4th, Northeast Division	Out of Playoffs
2004-05						Did not play due to work stoppage				
2003-04	82	45	24	10	3	242	204	103	2nd, Northeast Division	Lost Conference Semi-Final
2002-03	82	44	28	7	3	236	208	98	2nd, Northeast Division	Lost Conference Quarter-Final
** 2001-02	82	43	25	10	4	249	207	100	2nd, Northeast Division	Lost Conference Final
2000-01	82	37	29	11	5	232	207	90	3rd, Northeast Division	Lost Conference Semi-Final
1999-00	82	45	27	7	3	246	222	100	1st, Northeast Division	Lost Conference Semi-Final
1998-99	82	45	30	7		268	231	97	2nd, Northeast Division	Lost Conference Final
1997-98	82	30	43	9		194	237	69	6th, Central Division	Out of Playoffs
1996-97	82	30	44	8		230	273	68	6th, Central Division	Out of Playoffs
* 1995-96	82	34	36	12		247	252	80	3rd (tie) Central Division	Lost Conference Quarter-Final
1994-95	48	21	19	8		135	146	50	4th, Central Division	Lost Conference Quarter-Final
1993-94	84	43	29	12		280	243	98	2nd, Central Division	Lost Conference Final
1992-93	84	44	29	11		288	241	99	3rd, Norris Division	Lost Conference Final
1991-92	80	30	43	7		234	294	67	5th, Norris Division	Out of Playoffs
1990-91	80	23	46	11		241	318	57	5th, Norris Division	Out of Playoffs
1989-90	80	38	38	4		337	358	80	3rd, Norris Division	Lost Preliminary
1988-89	80	28	46	6		259	342	62	5th, Norris Division	Out of Playoffs
1987-88	80	21	49	10		273	345	52	4th, Norris Division	Lost Preliminary
1986-87	80	32	42	6		286	319	70	4th, Norris Division	Lost Quarter-Final
1985-86	80	25	48	7		311	386	57	4th, Norris Division	Lost Quarter-Final
1984-85	80	20	52	8		253	358	48	5th, Norris Division	Out of Playoffs
1983-84	80	26	45	9		303	387	61	5th, Norris Division	Out of Playoffs
1982-83	80	28	40	12		293	330	68	3rd, Norris Division	Lost 1st Round
1981-82	80	20	44	16		298	380	56	5th, Norris Division	Out of Playoffs
1980-81	80	28	37	15		322	367	71	5th, Adams Division	Lost Preliminary
1979-80	80	35	40	5		304	327	75	4th, Adams Division	Lost Preliminary
1978-79	80	34	33	13		267	252	81	3rd, Adams Division	Lost Quarter-Final
1977-78	80	41	29	10		271	237	92	3rd, Adams Division	Lost Semi-Final
1976-77	80	33	32	15		301	285	81	3rd, Adams Division	Lost Quarter-Final
1975-76	80	34	31	15		294	276	83	3rd, Adams Division	Lost Quarter-Final
1974-75	80	31	33	16		280	309	78	3rd, Adams Division	Lost Quarter-Final
1973-74	78	35	27	16		274	230	86	4th, East Division	Lost Quarter-Final
1972-73	78	27	41	10		247	279	64	6th, East Division	Out of Playoffs
1971-72	78	33	31	14		209	208	80	4th, East Division	Lost Quarter-Final
1970-71	78	37	33	8		248	211	82	4th, East Division	Lost Quarter-Final
1969-70	76	29	34	13		222	242	71	6th, East Division	Out of Playoffs
1968-69	76	35	26	15		234	217	85	4th, East Division	Lost Quarter-Final
1967-68	74	33	31	10		209	176	76	5th, East Division	Out of Playoffs
1966-67	70	32	27	11		204	211	75	3rd	Won Stanley Cup
1965-66	70	34	25	11		208	187	79	3rd	Lost Semi-Final
1964-65	70	30	26	14		204	173	74	4th	Lost Semi-Final
1963-64	70	33	25	12		192	172	78	3rd	Won Stanley Cup
1962-63	70	35	23	12		221	180	82	1st	Won Stanley Cup
1961-62	70	37	22	11		232	180	85	2nd	Won Stanley Cup
1960-61	70	39	19	12		234	176	90	2nd	Lost Semi-Final
1959-60	70	35	26	9		199	195	79	2nd	Lost Final
1958-59	70	27	32	11		189	201	65	4th	Lost Final
1957-58	70	21	38	11		192	226	53	6th	Out of Playoffs
1956-57	70	21	34	15		174	192	57	5th	Out of Playoffs
1955-56	70	24	33	13		153	181	61	4th	Lost Semi-Final
1954-55	70	24	24	22		147	135	70	3rd	Lost Semi-Final
1953-54	70	32	24	14		152	131	78	3rd	Lost Semi-Final
1952-53	70	27	30	13		156	167	67	5th	Out of Playoffs
1951-52	70	29	25	16		168	157	74	3rd	Lost Semi-Final
1950-51	70	41	16	13		212	138	95	2nd	Won Stanley Cup
1949-50	70	31	27	12		176	173	74	3rd	Lost Semi-Final
1948-49	60	22	25	13		147	161	57	4th	Won Stanley Cup
1947-48	60	32	15	13		182	143	77	1st	Won Stanley Cup
1946-47	60	31	19	10		209	172	72	2nd	Won Stanley Cup
1945-46	50	19	24	7		174	185	45	5th	Out of Playoffs
1944-45	50	24	22	4		183	161	52	3rd	Won Stanley Cup
1943-44	50	23	23	4		214	174	50	3rd	Lost Semi-Final
1942-43	50	22	19	9		198	159	53	3rd	Lost Semi-Final
1941-42	48	27	18	3		158	136	57	2nd	Won Stanley Cup

* Shortened season due to work stoppage.

** From 1999-00 to 2003-04, each team was awarded a point in games that were tied after regulation. Five minutes of four-on-four sudden-death overtime was then played and if a goal was scored, the winning team would receive an extra point.

*** From 2005-06 to present, five minutes of four-on-four sudden-death overtime is played in games that are tied after regulation. If the game remains tied after overtime, a shootout is conducted to determine a winner. Teams are awarded two points for every win and one point for every overtime/shootout loss.

RECORD YEAR-BY-YEAR

SEASON	GP	W	L	T	OL	GF	GA	PTS	FINISHED	PLAYOFF RESULTS
1940-41	48	28	14	6		145	99	62	2nd	Lost Semi-Final
1939-40	48	25	17	6		134	110	56	3rd	Lost Final
1938-39	48	19	20	9		114	107	47	3rd	Lost Final
1937-38	48	24	15	9		151	127	57	1st, Cdn. Division	Lost Final
1936-37	48	22	21	5		119	115	49	3rd, Cdn. Division	Lost Quarter-Final
1935-36	48	23	19	6		126	106	52	2nd, Cdn. Division	Lost Final
1934-35	48	30	14	4		157	111	64	1st, Cdn. Division	Lost Final
1933-34	48	26	13	9		174	119	61	1st, Cdn. Division	Lost Semi-Final
1932-33	48	24	18	6		119	111	54	1st, Cdn. Division	Lost Final
1931-32	48	23	18	7		155	127	53	2nd, Cdn. Division	Won Stanley Cup
1930-31	44	22	13	9		118	99	53	2nd, Cdn. Division	Lost Quarter-Final
1929-30	44	17	21	6		116	124	40	4th, Cdn. Division	Out of Playoffs
1928-29	44	21	18	5		85	69	47	3rd, Cdn. Division	Lost Semi-Final
1927-28	44	18	18	8		89	88	44	4th, Cdn. Division	Out of Playoffs
* 1926-27	44	15	24	5		79	94	35	5th, Cdn. Division	Out of Playoffs
1925-26	36	12	21	3		92	114	27	6th	Out of Playoffs
1924-25	30	19	11	0		90	84	38	2nd	Lost NHL S-Final
1923-24	24	10	14	0		59	85	20	3rd	Out of Playoffs
1922-23	24	13	10	1		82	88	27	3rd	Out of Playoffs
1921-22	24	13	10	1		98	97	27	2nd	Won Stanley Cup
1920-21	24	15	9	0		105	100	30	1st, and 2nd***	Lost NHL Final
** 1919-20	24	12	12	0		119	106	24	3rd, and 2nd***	Out of Cup Playoffs
1918-19	18	5	13	0		64	92	10	3rd, and 3rd***	Out of Playoffs
1917-18	22	13	9	0		108	109	26	2nd, and 1st***	Won Stanley Cup

* Name changed from St. Patricks to Maple Leafs

** Name changed from Arenas to St. Patricks

*** Season played in two halves with no combined standing at end.

ALL-TIME RECORD VS. NHL

FRANCHISE	GP	W	L	T	OL	PTS	PTS%	GF	GA
Anaheim Ducks	38	23	9	5	1	52	.684	122	95
Arizona Coyotes / Winnipeg Jets	94	35	50	8	1	79	.420	326	367
Boston Bruins	662	269	285	98	10	646	.488	1962	1958
Buffalo Sabres	201	72	100	18	11	173	.430	559	722
Calgary Flames / Atlanta Flames	130	57	57	12	4	130	.500	445	482
Carolina Hurricanes / Hartford Whalers	113	41	54	11	7	100	.442	347	400
Chicago Blackhawks	645	286	262	96	1	669	.519	1934	1839
Cleveland Barons / California Golden Seals / Oakland Seals	62	38	15	9	0	85	.685	238	171
Colorado Avalanche / Quebec Nordiques	76	29	36	9	2	x69	.454	247	282
Columbus Blue Jackets	19	9	7	1	2	21	.553	55	54
Dallas Stars / Minnesota North Stars	210	92	89	28	1	213	.507	697	720
Detroit Red Wings / Detroit Falcons / Detroit Cougars	657	281	280	93	3	658	.501	1881	1862
Edmonton Oilers	96	45	42	8	1	99	.516	347	377
Florida Panthers	75	35	31	7	2	79	.527	214	225
Hamilton Tigers	38	23	15	0	0	46	.605	152	150
Los Angeles Kings	145	61	62	21	1	144	.497	485	487
Minnesota Wild	16	8	7	0	1	17	.531	37	34
Montreal Canadiens	732	293	338	88	13	687	.469	2026	2242
Montreal Maroons	92	43	43	6	0	92	.500	216	216
Montreal Wanderers	2	1	1	0	0	2	.500	10	10
Nashville Predators	19	7	10	1	1	16	.421	45	60
New Jersey Devils / Colorado Rockies / Kansas City Scouts	134	67	39	20	8	162	.604	431	398
New York Americans / Brooklyn Americans	118	64	32	22	0	150	.636	379	244
New York Islanders	148	68	64	7	9	152	.514	479	522
New York Rangers	605	282	220	95	8	667	.551	1915	1749
Ottawa Senators (1993)	108	49	47	3	9	110	.509	305	316
Ottawa Senators (1918)	113	49	55	9	0	107	.473	324	363
Philadelphia Flyers	174	59	89	22	4	144	.414	477	603
Philadelphia Quakes	4	3	1	0	0	6	.750	13	5
Pittsburgh Penguins	176	77	75	17	7	178	.506	617	632
Pittsburgh Pirates	22	10	9	3	0	23	.523	57	56
Quebec Bulldogs	8	6	2	0	0	12	.750	56	33
St. Louis Blues	213	93	92	25	3	214	.502	684	682
St. Louis Eagles	6	5	0	1	0	11	.927	23	12
San Jose Sharks	45	20	19	5	1	46	.511	134	128
Tampa Bay Lightning	85	50	27	2	6	108	.635	275	219
Vancouver Canucks	140	56	61	22	1	135	.482	474	480
Washington Capitals	138	59	66	10	3	131	.475	460	476
Winnipeg Jets / Atlanta Thrashers	55	29	18	1	7	66	.600	190	151
TOTALS	6414	2794	2709	783	128	6499	.507	19,638	19,822

Defunct Teams

NHL Playoff Appearances: 65

Stanley Cup Championships: 13 (1918, 1922, 1932, 1942, 1945, 1947, 1948, 1949, 1951, 1962, 1963, 1964, 1967)

OPENING NIGHT HISTORY

HOME OPENERS				SEASON OPENERS			
SEASON	DATE	OPPOSITION	RESULT	SEASON	DATE	OPPOSITION	RESULT
2015-16	Oct. 7/15	Montreal	L 3-1	2015-16	See Home Opener		
2014-15	Oct. 8/14	Montreal	L 4-3	2014-15	See Home Opener		
2013-14	Oct. 5/13	Ottawa	W 5-4 (SO)	2013-14	Oct. 1/13	at Montreal	W 4-3
2012-13	Jan. 21/13	Buffalo	L 1-2	2012-13	Jan. 19/13	at Montreal	W 2-1
2011-12	Oct. 6/11	Montreal	W 2-0	2011-12	See Home Opener		
2010-11	Oct. 7/10	Montreal	W 3-2	2010-11	See Home Opener		
2009-10	Oct. 1/09	Montreal	L 3-4 (OT)	2009-10	See Home Opener		
2008-09	Oct. 11/08	Montreal	L 1-6	2008-09	Oct. 9/08	at Detroit	W 3-2
2007-08	Oct. 3/07	Ottawa	3-4 L(OT)	2007-08	See Home Opener		
2006-07	Oct. 4/06	Ottawa	L 1-4	2006-07	See Home Opener		
2005-06	Oct. 5/05	Ottawa	L 2-3(SO)	2005-06	See Home Opener		
2004-05	Did not play due to work stoppage			2004-05	Did not play due to work stoppage		
2003-04	Oct. 11/03	Montreal	L 0-4	2003-04	See Home Opener		
2002-03	Oct. 12/02	Ottawa	L 1-2	2002-03	Oct. 10/02	at Pittsburgh	W 6-0
2001-02	Oct. 3/01	Ottawa	L 4-5	2001-02	See Home Opener		
2000-01	Oct. 7/00	Montreal	W 2-0	2000-01	See Home Opener		
1999-00	Oct. 4/99	Boston	W 4-0	1999-00	Oct. 2/99	at Montreal	W 4-1
1998-99	Oct. 10/98	Detroit	W 2-1	1998-99	See Home Opener		
1997-98	Oct. 1/97	Washington	L 1-4	1997-98	See Home Opener		
1996-97	Oct. 5/96	Anaheim	W 4-1	1996-97	See Home Opener		
1995-96	Oct. 10/95	NY Islanders	W 7-3	1995-96	Oct. 7/95	at Pittsburgh	L 3-8
1994-95	Jan. 25/95	Vancouver	W 6-2	1994-95	Jan. 20/95	at Los Angeles	T 3-3
1993-94	Oct. 7/93	Dallas	W 6-3	1993-94	See Home Opener		
1992-93	Oct. 6/92	Washington	L 5-6	1992-93	See Home Opener		
1991-92	Oct. 5/91	Detroit	W 8-5	1991-92	Oct. 3/91	at Montreal	L 3-4
1990-91	Oct. 10/90	Quebec	L 5-8	1990-91	Oct. 4/90	at Winnipeg	L 1-7
1989-90	Oct. 11/89	Buffalo	L 1-7	1989-90	Oct. 5/89	at Los Angeles	L 2-4
1988-89	Oct. 8/88	Chicago	W 7-4	1988-89	Oct. 6/88	at Boston	L 1-2*
1987-88	Oct. 10/87	New Jersey	W 5-2	1987-88	Oct. 8/87	at Chicago	W 7-5
1986-87	Oct. 9/86	Montreal	W 7-4	1986-85	See Home Opener		
1985-86	Oct. 12/85	Quebec	L 0-4	1985-86	Oct. 10/85	at Boston	L 1-3
1984-85	Oct. 13/84	Buffalo	W 4-3	1984-85	Oct. 11/84	at Minnesota	W 1-0
1983-84	Oct. 12/83	Buffalo	T 4-4	1983-84	Oct. 5/83	at Edmonton	L 4-5
1982-83	Oct. 9/82	New Jersey	T 5-5	1982-83	Oct. 6/82	at Chicago	T 3-3
1981-82	Oct. 10/81	Chicago	W 9-8	1981-82	Oct. 6/81	at Winnipeg	W 6-1
1980-81	Oct. 11/80	NY Rangers	L 3-8	1980-81	See Home Opener		
1979-80	Oct. 10/79	NY Rangers	L 3-6	1979-80	See Home Opener		
1978-79	Oct. 14/78	NY Islanders	W 10-7	1978-79	Oct. 11/78	at Pittsburgh	W 3-2
1977-78	Oct. 15/77	Buffalo	L 2-5	1977-78	Oct. 13/77	at Detroit	T 3-3
1976-77	Oct. 9/76	Boston	W 7-5	1976-77	Oct. 5/76	at Colorado	L 2-4
1975-76	Oct. 11/75	Chicago	W 2-1	1975-76	See Home Opener		
1974-75	Oct. 9/74	Kansas City	W 6-2	1974-75	See Home Opener		
1973-74	Oct. 10/73	Buffalo	W 7-4	1973-74	See Home Opener		
1972-73	Oct. 7/72	Chicago	L 1-3	1972-73	See Home Opener		
1971-72	Oct. 16/71	NY Rangers	L 3-5	1971-72	Oct. 8/71	at Vancouver	W 3-2
1970-71	Oct. 14/70	St. Louis	W 7-3	1970-71	Oct. 11/70	at Vancouver	L 3-5*
1969-70	Oct. 15/69	Montreal	T 2-2	1969-70	Oct. 11/69	at Detroit	L 2-3
1968-69	Oct. 16/68	Pittsburgh	T 2-2	1968-69	Oct. 13/68	at Detroit	W 2-1
1967-68	Oct. 14/67	Chicago	W 5-1	1967-68	See Home Opener		
1966-67	Oct. 22/66	NY Rangers	T 4-4	1966-67	See Home Opener		
1965-66	Oct. 23/65	Chicago	L 0-4	1965-66	See Home Opener		
1964-65	Oct. 17/64	Boston	W 7-2	1964-65	Oct. 15/64	at Detroit	W 5-3
1963-64	Oct. 12/63	Boston	W 5-1	1963-64	See Home Opener		
1962-63	Oct. 13/62	Boston	T 2-2	1962-63	Oct. 10/62	at Chicago	W 3-1
1961-62	Oct. 14/61	Boston	W 3-2	1961-62	Oct. 12/61	at Detroit	W 4-2
1960-61	Oct. 8/60	NY Rangers	L 2-5	1960-61	Oct. 6/60	at Montreal	L 0-5
1959-60	Oct. 10/59	Chicago	W 6-3	1959-60	See Home Opener		
1958-59	Oct. 18/58	Boston	W 3-2	1958-59	Oct. 11/58	at Chicago	L 1-3
1957-58	Oct. 12/57	Detroit	L 3-5	1957-58	Oct. 8/57	at Chicago	L 0-1
1956-57	Oct. 13/56	Detroit	L 1-4	1956-57	Oct. 11/56	at Boston	T 4-4
1955-56	Oct. 8/55	Detroit	W 4-2	1955-56	Oct. 6/55	at Montreal	L 0-2
1954-55	Oct. 9/54	Chicago	T 3-3	1954-55	Oct. 7/54	at Detroit	L 1-2
1953-54	Oct. 10/53	Chicago	W 6-2	1953-54	See Home Opener		
1952-53	Oct. 11/52	Chicago	L 2-6	1952-53	See Home Opener		

* Denotes afternoon game

OPENING NIGHT HISTORY

HOME OPENERS				SEASON OPENERS			
SEASON	DATE	OPPOSITION	RESULT	SEASON	DATE	OPPOSITION	RESULT
1951-52	Oct. 13/51	Chicago	L 1-3	1951-52	See Home Opener		
1950-51	Oct. 14/50	Chicago	L 1-2	1950-51	See Home Opener		
1949-50	Oct. 15/49	Chicago	T 4-4	1949-50	See Home Opener		
1948-49	Oct. 16/48	Boston	L 1-4	1948-49	See Home Opener		
1947-48	Oct. 18/47	Detroit	T 2-2	1947-48	See Home Opener		
1946-47	Oct. 19/46	Detroit	W 6-3	1946-47	Oct. 16/46 at Detroit		T 3-3
1945-46	Oct. 27/45	Boston	T 1-1	1945-46	See Home Opener		
1944-45	Oct. 28/44	NY Rangers	W 2-1	1944-45	See Home Opener		
1943-44	Oct. 30/43	NY Rangers	W 5-2	1943-44	See Home Opener		
1942-43	Oct. 31/42	NY Rangers	W 7-2	1942-43	See Home Opener		
1941-42	Nov. 1/41	NY Rangers	L 3-4	1941-42	See Home Opener		
1940-41	Nov. 2/40	NY Rangers	L 1-4	1940-41	See Home Opener		
1939-40	Nov. 4/39	Boston	W 5-0	1939-40	See Home Opener		
1938-39	Nov. 3/38	Boston	L 2-3	1938-39	See Home Opener		
1937-38	Nov. 4/37	Detroit	T 2-2	1937-38	See Home Opener		
1936-37	Nov. 5/36	Detroit	L 1-3	1936-37	See Home Opener		
1935-36	Nov. 9/35	NY Americans	T 5-5	1935-36	See Home Opener		
1934-35	Nov. 8/34	Boston	W 5-3	1934-35	See Home Opener		
1933-34	Nov. 9/33	Boston	W 6-1	1933-34	See Home Opener		
1932-33	Nov. 10/32	Boston	T 1-1	1932-33	See Home Opener		
1931-32	Nov. 12/31	Chicago	L 1-2	1931-32	See Home Opener		
1930-31	Nov. 13/30	NY Americans	T 0-0	1930-31	See Home Opener		
1929-30	Nov. 14/29	Chicago	T 2-2	1929-30	See Home Opener		
1928-29	Nov. 15/28	Chicago	W 2-0	1928-29	See Home Opener		
1927-28	Nov. 15/27	NY Rangers	L 2-4	1927-28	See Home Opener		
1926-27	Nov. 20/26	NY Rangers	L 1-5	1926-27	Nov. 17/26 at Chicago		L 1-4
1925-26	Nov. 28/25	Boston	L 2-3	1925-26	See Home Opener		
1924-25	Dec. 3/24	Boston	W 5-3	1924-25	Nov. 29/24 at Montreal		L 1-7
1923-24	Dec. 15/23	Montreal	W 2-1	1923-24	See Home Opener		
1922-23	Dec. 16/22	Montreal	W 7-2	1922-23	See Home Opener		
1921-22	Dec. 17/21	Montreal	W 5-2	1921-22	See Home Opener		
1920-21	Dec. 25/20	Montreal	W 5-4	1920-21	Dec. 22/20 at Ottawa		L 3-6
1919-20	Dec. 27/19	Quebec	W 7-4	1919-20	Dec. 23/19 at Ottawa		L 0-3
1918-19	Dec. 23/18	Montreal	L 3-4	1918-19	See Home Opener		
1917-18	Dec. 22/17	Ottawa	W 11-4	1917-18	Dec. 19/17 at Mtl. Wanderers		L 9-10

Overall record in home openers: 98 GP: 45-35-15-3
Overall record in season openers: 98 GP: 38-43-14-3



ALL-TIME HOME & ROAD RECORDS

	HOME	ROAD
2015-16	14-18-9	15-24-2
2014-15	22-17-2	8-27-6
2013/14	24-16-1	14-20-7
2012/13	13-9-2	13-8-3 (Shortened Season)
2011/12	18-16-7	17-21-3
2010/11	18-15-8	19-19-3
2009/10	18-17-6	12-21-8
2008/09	16-16-9	18-19-4
2007/08	18-17-6	18-18-5
2006/07	21-15-5	19-16-6
2005/06	26-12-3	15-21-5
2004/05	Did not play due to work stoppage	
2003/04	22-14-3-2	** 23-10-7-1
2002/03	24-13-4-0	20-15-3-3
2001/02	24-11-6-0	19-14-4-4
2000/01	19-11-7-4	18-18-4-1
1999/00	24-12-5-0	21-15-2-3
1998/99	23-13-5	22-17-2
1997/98	16-20-5	14-23-4
1996/97	18-20-3	12-24-5
1995/96	19-15-7	15-21-5
1994/95	15-7-2	6-12-6 (Shortened Season)
1993/94	23-15-4	20-14-8
1992/93	25-11-6	19-18-5
1991/92	21-16-3	9-27-4
1990/91	15-21-4	8-25-7
1989/90	24-14-2	14-24-2
1988/89	15-20-5	13-26-1
1987/88	14-20-6	7-29-4
1986/87	22-14-4	10-28-2
1985/86	16-21-4	9-27-4
1984/85	10-28-2	10-24-6
1983/84	17-16-7	9-29-2
1982/83	20-15-5	8-25-7
1981/82	12-20-8	8-24-8
1980/81	14-21-5	14-16-10
1979/80	17-19-4	18-21-1
1978/79	20-12-8	14-21-5
1977/78	21-13-6	20-16-4
1976/77	18-13-9	15-19-6
1975/76	23-12-5	11-19-10
1974/75	19-12-9	12-21-7
1973/74	21-11-7	14-16-9
1972/73	20-12-7	7-29-3
1971/72	21-11-7	12-20-7
1970/71	24-9-6	13-24-2
1969/70	18-13-7	11-21-6
1968/69	20-8-10	15-18-5
1967/68	24-9-4	9-22-6
1966/67	21-8-6	11-19-5

	HOME	ROAD
1965/66	* 22-9-4	12-16-7
1964/65	17-15-3	13-11-11
1963/64	22-7-6	11-18-6
1962/63	* 21-8-6	14-15-6
1961/62	25-5-5	12-17-6
1960/61	21-6-8	* 18-13-4
1959/60	20-9-6	15-17-3
1958/59	17-13-5	10-19-6
1957/58	12-16-7	9-22-4
1956/57	12-16-7	9-18-8
1955/56	19-10-6	5-23-7
1954/55	14-10-11	10-14-11
1953/54	22-6-7	10-18-7
1952/53	17-12-6	10-18-7
1951/52	17-10-8	12-15-8
1950/51	22-8-5	19-8-8
1949/50	18-9-8	13-18-4
1948/49	12-8-10	10-17-3
1947/48	* 22-3-5	10-12-8
1946/47	* 20-8-2	11-11-8
1945/46	10-13-2	9-11-5
1944/45	13-9-3	11-13-1
1943/44	13-11-1	10-12-3
1942/43	17-6-2	5-13-7
1941/42	* 18-6-0	9-12-3
1940/41	* 16-5-3	12-9-3
1939/40	15-13-6	10-14-0
1938/39	13-8-3	6-12-6
1937/38	13-6-5	11-9-4
1936/37	14-9-1	8-12-4
1935/36	* 15-4-5	8-15-1
1934/35	16-6-2	* 14-8-2
1933/34	** 19-2-3	7-11-6
1932/33	16-4-4	8-14-2
1931/32	* 17-4-3	6-14-4
1930/31	15-4-3	7-9-6
1929/30	10-8-4	7-13-2
1928/29	* 15-5-2	6-13-3
1927/28	9-8-5	9-10-3
1926/27	10-10-2	5-14-3
1925/26	11-5-2	1-16-1
1924/25	10-5-0	* 9-6-0
1923/24	7-5-0	3-9-0
1922/23	10-1-1	3-9-0
1921/22	8-4-0	* 5-6-1
1920/21	* 9-3-0	* 6-6-0
1919/20	8-4-0	4-8-0
1918/19	5-4-0	0-9-0
1917/18	* 10-1-0	3-8-0

* League-Best Mark (Based on Points Percentage)
 ** Franchise-Best Mark (Based on Points Percentage)

1917-1921 seasons were played in two halves with no combined standing at end.

LEADERSHIP

COACHES	YEARS	GAMES	RECORD	POINTS	PTS %
Dick Carroll (Arenas)	1917-19	40	18W-22L-0T	36	.450
Frank Heffernan (St. Pats)	1919-20	12	5W-7L-0T	10	.417
Harvey Sproule (St. Pats)	1920	12	7W-5L-0T	14	.583
Frank Carroll (St. Pats)	1920-21	24	15W-9L-0T	30	.625
George O'Donoghue (St. Pats)	1921-22	29	15W-13L-1T	31	.534
Charles Querrie (St. Pats)	1922-24, 1926-27	72	29W-38L-5T	63	.438
Eddie Powers (St. Pats)	1924-26	66	31W-32L-3T	65	.492
Mike Rodden (St. Pats)	1927	2	0W-2L-0T	0	.000
Alex Romeril	1927	13	7W-5L-1T	15	.577
Conn Smythe	1927-30, 1931	135	58W-57L-20T	136	.504
Art Duncan	1930-31	47	21W-16L-10T	52	.553
Dick Irvin	1931-40	426	215W-152L-59T	489	.574
Hap Day	1940-50	546	259W-206L-81T	599	.549%
Joe Primeau	1950-53	210	97W-71L-42T	236	.562%
King Clancy	1953-56, 66-67, 71-72	210	80W-81L-49T	205	.498%
Howie Meeker	1956-57	70	21W-34L-15T	57	.407%
Billy Reay	1957-59	90	26W-50L-14T	66	.367%
Punch Imlach	1959-69, 79-80	770	370W-275L-125T	855	.563%
John McLellan	1969-73	310	126W-139L-45T	297	.479%
Red Kelly	1973-77	318	133W-123L-62T	328	.516%
Roger Neilson	1977-79	160	75W-62L-23T	173	.541%
Floyd Smith	1979-80	68	30W-33L-5T	65	.478%
Joe Crozier	1980-81	40	13W-22L-5T	31	.388%
Mike Nykoluk	1981-84	280	89W-144L-47T	225	.402%
Dan Maloney	1984-86	160	45W-100L-15T	105	.328%
John Brophy	1986-88	193	64W-111L-18T	146	.378%
George Armstrong	1988-89	47	17W-26L-4T	38	.404%
Doug Carpenter	1989-90	91	39W-47L-5T	83	.456%
Tom Watt	1990-92	149	52W-80L-17T	121	.406%
Pat Burns	1992-96	281	133W-107L-41T	307	.546%
Nick Beverley	1996	17	9W-6L-2T	20	.588%
Mike Murphy	1996-98	164	60W-87L-17T	137	.418%
Pat Quinn	1998-2006	574	300W-196L-52T-260T	678	.591%
Paul Maurice	2006-08	164	76W-66W-220L	174	.530%
Ron Wilson	2008-12	310	130W-135L-450L	305	.492%
Randy Carlyle	2012-2015	188	91-88-19	201	.535%
Peter Horachek	2015	42	9-28-5	23	.274%
Mike Babcock	2015-Present	82	29-42-11	69	.421%

- Dick Duff was 0-2 and Punch Imlach was 5-5 in 1979-80.
- King Clancy was 9-3-3 in 1971-72.
- King Clancy was 7-1-2 in 1966-67.

- Art Duncan was 0-3-2 and Conn Smythe was 1-0-0 in 1931-32.
- Conn Smythe was 1-0-1 in 1930-31.

GENERAL MANAGERS	YEARS	GAMES	RECORD	POINTS	PTS %
Charles Querrie (Arenas/St. Pats)	1917-27	255	120W-126L-9T	249	.488%
Conn Smythe	1927-57	1665	774W-617L-274T	1822	.547%
Hap Day	1955-57	140	45W-67L-28T	118	.321%
Howie Meeker*	1957	0	0W-0L-0T	0	.000%
Punch Imlach	1958-69, 1979-81	951	433W-359L-159T	1025	.539%
Jim Gregory	1969-79	788	334W-324L-130T	798	.506%
Gerry McNamara**	1981-88	535	166W-302L-67T	399	.373%
Gord Stellick	1988-89	80	28W-46L-6T	62	.388%
Floyd Smith	1989-91	160	61W-84L-15T	137	.428%
Cliff Fletcher	1991-97, 2008	493	219W-213L-58T-30TL	499	.506%
Ken Dryden	1997-99	328	169W-109L-35T-150T	388	.591%
Pat Quinn	1999-2003	295	145W-110L-10T-300L	330	.559%
John Ferguson	2003-08	515	226W-222L-58T-90L	519	.504%
Brian Burke	2008-13	306	129W-135L-420L	300	.490%
David Nonis	2012-2015	212	94-97-21	209	.493%
Lou Lamoriello	2015-Present	82	29-42-11	69	.421%

* Fired before start of season

**6-18-1 under the committee of John Brophy, Dick Duff and Gord Stellick in 1987-88.

HISTORY OF THE TORONTO MAPLE LEAFS CAPTAINCY

Ken Randall	1917-18	Red Horner	1938-39 to 1939-40	Dave Keon	1969-70 to 1974-75
Reg Noble	1920-21 to 1923-24	Syl Apps	1940-41 to 1942-43	Darryl Sittler	1975-76 to 1980-81
John Ross Roach	1924-25	Bob Davidson	1943-44 to 1944-45	Rick Vaive	1981-82 to 1985-86
Babe Dye	1925-26	Syl Apps	1945-46 to 1947-48	Rob Ramage	1989-90 to 1990-91
Bert Corbeau	1926-27	Ted Kennedy	1948-49 to 1954-55	Wendel Clark	1991-92 to 1993-94
Bert Corbeau	1927	Sid Smith	1955-56	Doug Gilmour	1994-95 to 1996-97
Hap Day	1927-28 to 1936-37	Ted Kennedy & Jim Thomson	1956-57	Mats Sundin	1997-98 to 2007-08
Charlie Conacher	1937-38	George Armstrong	1957-58 to 1968-69	Dion Phaneuf	2010-11 to 2015-16



1917-18 TORONTO ARENAS



(13-9-0 / 26 points / *2nd & 1st in NHL)

GENERAL MANAGER: Charles Querrie

HEAD COACH: Dick Carroll

PLAYER	POS	GP	G	A	PTS	PIM
Reg Noble	C/D	20	30	10	40	35
Corb Denny	C	21	20	9	29	14
Harry Cameron	D	21	17	10	27	28
Harry Meeking	L	21	10	9	19	28
Alf Skinner	R	20	13	5	18	28
Ken Randall	R/D	21	12	2	14	96
Harry Mummery	D	18	3	3	6	41
Rusty Crawford	L	8	1	2	3	51
Jack Coughlin	R	5	2	0	2	3
Jack Adams	C	8	0	0	0	31
Art Brooks	G	4	0	0	0	0
Sammy Hebert	G	2	0	0	0	0
Hap Holmes	G	16	0	0	0	0
Jack Marks	L/D	5	0	0	0	0

PLAYER	POS	GP	W	L	T/O	GA	GAA	SO	PIM	MIN
Hap Holmes	G	16	9	7	0	76	4.73	0	0	965
Art Brooks	G	4	2	2	0	23	6.27	0	0	220
Sammy Hebert	G	2	1	0	0	10	7.50	0	0	80

HOME ARENA

**Arena Gardens (Capacity: 7,500)

PLAYOFF RESULT

Won Stanley Cup

UNIFORM



*From 1917-18 to 1920-21, season played in two halves with no combined standing at end.

**Name changed to Mutual Street Arena in 1938.

***From 1917-18 to 1920-21, games that were tied after regulation were decided in sudden-death overtime. There were no ties.

GP	DATE	OPPONENT	RESULT
1	Dec 19	@ Mtl. Wanderers	9-10 L
2	Dec 22	Ottawa	11-4 W
3	Dec 26	Mtl. Canadiens	7-5 W
4	Dec 29	@ Mtl. Canadiens	2-9 L
5	Jan 2	@ Ottawa	6-5 W
6	Jan 5	Mtl. Wanderers	1-0 W
7	Jan 9	Mtl. Canadiens	6-4 W
8	Jan 14	@ Ottawa	6-9 L
9	Jan 16	Ottawa	5-4 W
10	Jan 19	@ Mtl. Canadiens	1-5 L
11	Jan 26	@ Ottawa	3-6 L
12	Jan 28	Mtl. Canadiens	5-1 W
13	Feb 2	@ Mtl. Canadiens	2-11 L
14	Feb 4	Ottawa	8-2 W
15	Feb 9	@ Mtl. Canadiens	7-3 W
16	Feb 11	Ottawa	3-1 W
17	Feb 13	@ Ottawa	6-1 W
18	Feb 18	Mtl. Canadiens	0-9 L
19	Feb 20	@ Mtl. Canadiens	4-5 L (OT)***
20	Feb 23	Ottawa	9-3 W
21	Mar 2	Mtl. Canadiens	5-3 W
22	Mar 6	@ Ottawa	3-9 L



Harry "Hap" Holmes



1918-19 TORONTO ARENAS

(5-13-0 / 10 points / 3rd & 3rd in NHL)

GENERAL MANAGER: Charles Querrie

HEAD COACH: Dick Carroll

PLAYER	POS	GP	G	A	PTS	PIM
Alf Skinner	R	17	12	4	16	26
Reg Noble	C/D	17	10	5	15	35
Ken Randall	R/D	14	8	6	14	27
Corb Denny	C	16	8	3	11	15
Rusty Crawford	L	18	7	4	11	51
Harry Meeking	L	14	7	3	10	32
Harry Cameron	D	7	6	2	8	9
Jack Adams	C	17	3	3	6	35
Harry Mummery	D	13	2	0	2	30
Hap Holmes	G	2	0	0	0	0
Paul Jacobs	D	1	0	0	0	0
Bert Lindsay	G	16	0	0	0	0
Dave Ritchie	D	4	0	0	0	9

PLAYER	POS	GP	W	L	T/O	GA	GAA	SO	PIM	MIN
Bert Lindsay	G	16	5	11	0	83	4.99	0	0	998
Hap Holmes	G	2	0	2	0	9	4.50	0	0	120

HOME ARENA

Arena Gardens (Capacity: 7,500)

PLAYOFF RESULT

Out of Playoffs

UNIFORM



GP	DATE	OPPONENT	RESULT
1	Dec 23	Montreal	3-4 L
2	Dec 26	@ Ottawa	2-5 L
3	Dec 28	@ Montreal	3-6 L
4	Dec 31	Ottawa	4-2 W
5	Jan 7	Montreal	6-7 L
6	Jan 9	@ Ottawa	2-4 L
7	Jan 11	@ Montreal	4-13 L
8	Jan 14	Ottawa	5-2 W
9	Jan 21	Montreal	11-3 W
10	Jan 23	@ Ottawa	2-3 L
11	Jan 28	Ottawa	1-2 L (OT)
12	Feb 1	@ Montreal	0-10 L
13	Feb 4	Montreal	6-3 W
14	Feb 6	@ Ottawa	1-3 L
15	Feb 11	Montreal	6-4 W
16	Feb 15	@ Montreal	2-8 L
17	Feb 18	Ottawa	3-4 L (OT)
18	Feb 20	@ Ottawa	3-9 L



Arena Gardens / Mutual Street Arena



1919-20 TORONTO ST. PATRICKS

(12-12-0 / 24 Points / 3rd & 2nd in NHL)

GENERAL MANAGER: Charles Querrie

HEAD COACH: Frank Heffernan (5-7), Harvey Sproule (7-5)

PLAYER	POS	GP	G	A	PTS	PIM
Corb Denneny	C	24	24	12	36	20
Reg Noble	C/D	24	24	9	33	52
Cully Wilson	R	23	20	6	26	86
Ken Randall	R/D	22	10	8	18	42
Babe Dye	R	23	11	3	14	10
Goldie Prodger	F/D	16	8	6	14	4
Mickey Roach	C	21	11	2	13	4
Joe Matte	D	17	8	3	11	19
Harry Cameron	D	7	3	0	3	6
Frank Heffernan	D	19	0	1	1	10
Jake Forbes	G	5	0	0	0	0
Howard Lockhart	G	7	0	0	0	0
Mike Mitchell	G	16	0	0	0	0

PLAYER	POS	GP	W	L	T/O	GA	GAA	SO	PIM	MIN
Mike Mitchell	G	16	6	7	0	60	4.34	0	0	830
Howard Lockhart	G	7	4	2	0	25	4.84	0	0	310
Jake Forbes	G	5	2	3	0	21	4.20	0	0	300

HOME ARENA

Arena Gardens (Capacity: 7,500)

PLAYOFF RESULT

Out of Playoffs

UNIFORM



*Team name changed from Arenas to St. Patricks prior to start of season.

GP	DATE	OPPONENT	RESULT
1	Dec 23	@ Ottawa	0-3 L
2	Dec 27	Que. Bulldogs	7-4 W
3	Dec 31	Montreal	5-1 W
4	Jan 3	Ottawa	4-3 W
5	Jan 7	@ Que. Bulldogs	5-7 L
6	Jan 10	@ Montreal	7-14 L
7	Jan 14	Montreal	3-4 L
8	Jan 17	Que. Bulldogs	8-3 W
9	Jan 21	@ Montreal	2-3 L
10	Jan 24	Ottawa	5-3 W
11	Jan 28	@ Ottawa	0-7 L
12	Jan 31	@ Que. Bulldogs	6-10 L
13	Feb 4	Montreal	5-6 L
14	Feb 7	@ Ottawa	4-3 W
15	Feb 11	Que. Bulldogs	7-2 W
16	Feb 16	@ Que. Bulldogs	4-3 W
17	Feb 18	@ Montreal	8-2 W
18	Feb 21	Ottawa	3-5 L
19	Feb 25	@ Que. Bulldogs	8-2 W
20	Feb 28	Ottawa	0-1 L
21	Mar 3	@ Ottawa	4-7 L
22	Mar 6	Que. Bulldogs	11-2 W
23	Mar 10	@ Montreal	2-7 L
24	Mar 13	Montreal	11-4 W



Reg Noble

(15-9-0 / 30 Points / 2nd & 1st in NHL)

GENERAL MANAGER: Charles Querrie

HEAD COACH: Frank Carroll

PLAYER	POS	GP	G	A	PTS	PIM
Babe Dye	R	23	33	5	38	32
Reg Noble	C/D	24	19	8	27	54
Harry Cameron	D	24	18	9	27	35
Corb Denneny	C	20	19	7	26	29
Ken Randall	R/D	22	6	5	11	74
Sprague Cleghorn	D	13	3	5	8	31
Cully Wilson	R	8	2	3	5	22
Rod Smylie	L/R	23	2	1	3	2
Billy Stuart	D	19	2	1	3	4
Mickey Roach	C	9	1	1	2	2
Jake Forbes	G	20	0	0	0	0
Jack McDonald	L	6	0	0	0	2
Mike Mitchell	G	4	0	0	0	0

PLAYER	POS	GP	W	L	T/O	GA	GAA	SO	PIM	MIN
Jake Forbes	G	20	13	7	0	78	3.83	0	0	1221
Mike Mitchell	G	4	2	2	0	22	5.50	0	0	240

HOME ARENA

Arena Gardens (Capacity: 7,500)


PLAYOFF RESULT

Lost NHL Final

UNIFORM



GP	DATE	OPPONENT	RESULT
1	Dec 22	@ Ottawa	3-6 L
2	Dec 25	Montreal	5-4 W
3	Dec 29	Ottawa	1-8 L
4	Jan 3	@ Hamilton	5-4 W
5	Jan 8	Hamilton	2-3 L (OT)
6	Jan 12	@ Hamilton	4-2 W
7	Jan 15	Ottawa	2-5 L
8	Jan 17	@ Montreal	5-9 L
9	Jan 19	Montreal	7-2 W
10	Jan 22	@ Ottawa	5-4 W (OT)
11	Jan 26	Hamilton	10-3 W
12	Jan 29	@ Montreal	2-4 L
13	Feb 2	@ Ottawa	3-4 L
14	Feb 5	Montreal	10-6 W
15	Feb 9	@ Montreal	5-3 W
16	Feb 12	@ Hamilton	6-4 W
17	Feb 16	Ottawa	4-3 W
18	Feb 19	Hamilton	5-4 W
19	Feb 23	@ Hamilton	4-7 L
20	Feb 26	Ottawa	4-2 W
21	Feb 28	@ Montreal	0-4 L
22	Mar 2	@ Ottawa	3-2 W
23	Mar 5	Hamilton	4-3 W (OT)
24	Mar 7	Montreal	6-4 W



Corb Denneny



(13-10-1 / 27 Points / 2nd in NHL)

GENERAL MANAGER: Charles Querrie**HEAD COACH:** George O'Donoghue

PLAYER	POS	GP	G	A	PTS	PIM
Babe Dye	R	24	31	7	38	39
Harry Cameron	D	24	18	17	35	22
Corb Denneny	C	24	19	9	28	28
Reg Noble	C/D	24	17	11	28	19
Ken Randall	R/D	24	10	6	16	32
Billy Stuart	D	24	3	7	10	16
Lloyd Andrews	L	11	0	0	0	0
Stan Jackson	L	1	0	0	0	0
Mike Mitchell	G	2	0	0	0	0
Paddy Nolan	L/D	2	0	0	0	0
John Ross Roach	G	22	0	0	0	0
Glenn Smith	D	9	0	0	0	0
Rod Smylie	L/R	20	0	0	0	2
Ted Stackhouse	D	13	0	0	0	2

PLAYER	POS	GP	W	L	T/O	GA	GAA	SO	PIM	MIN
John Ross Roach	G	22	11	10	1	91	4.07	0	0	1340
Mike Mitchell	G	2	2	0	0	6	3.00	0	0	120

HOME ARENA

Arena Gardens (Capacity: 7,500)

PLAYOFF RESULT

Won Stanley Cup

UNIFORM

*From 1921-22 to 1926-27, sudden-death overtime was limited to 20 minutes.



John Ross Roach

GP	DATE	OPPONENT	RESULT
1	Dec 17	Montreal	5-2 W
2	Dec 21	@ Ottawa	5-4 W
3	Dec 24	Hamilton	2-4 L
4	Dec 28	@ Hamilton	4-3 W
5	Dec 31	@ Montreal	3-5 L
6	Jan 4	Ottawa	3-2 W
7	Jan 7	Hamilton	5-2 W
8	Jan 11	@ Ottawa	2-7 L
9	Jan 14	Ottawa	2-5 L
10	Jan 18	@ Hamilton	4-9 L
11	Jan 21	@ Montreal	5-3 W
12	Jan 25	Montreal	3-1 W
13	Jan 28	Ottawa	1-2 L
14	Feb 1	@ Hamilton	5-4 W
15	Feb 4	Montreal	3-1 W
16	Feb 8	@ Montreal	4-6 L
17	Feb 11	@ Ottawa	4-4 T*
18	Feb 15	Hamilton	6-4 W
19	Feb 18	@ Montreal	4-6 L
20	Feb 22	@ Hamilton	3-4 L
21	Feb 25	Ottawa	7-5 W
22	Mar 1	@ Ottawa	3-2 W
23	Mar 4	Hamilton	8-4 W
24	Mar 7	Montreal	7-8 L

(13-10-1 / 27 Points / 3rd in NHL)

GENERAL MANAGER: Charles Querrie

HEAD COACH: George O'Donoghue (2-3-0), Charles Querrie (11-7-1)

PLAYER	POS	GP	G	A	PTS	PIM
Babe Dye	R	22	26	11	37	19
Jack Adams	C	23	19	9	28	64
Reg Noble	C/D	24	12	11	23	47
Harry Cameron	D	22	9	7	16	27
Billy Stuart	D	23	7	3	10	16
Lloyd Andrews	L	23	5	4	9	10
Ken Randall	R/D	24	3	5	8	58
Corb Denny	C	1	1	0	1	0
Gerry Denoird	C	17	0	1	1	0
John Ross Roach	G	24	0	0	0	0
Ganton Scott	R	17	0	0	0	0
Rod Smylie	L/R	2	0	0	0	0

PLAYER	POS	GP	W	L	T/O	GA	GAA	SO	PIM	MIN
John Ross Roach	G	24	13	10	1	88	3.59	1	0	1469

HOME ARENA

Arena Gardens (Capacity: 7,500)

PLAYOFF RESULT

Out of Playoffs

UNIFORM



PATCH



1922-23
Worlds Champions

GP	DATE	OPPONENT	RESULT
1	Dec 16	Montreal	7-2 W
2	Dec 20	@ Ottawa	2-7 L
3	Dec 23	Hamilton	9-4 W
4	Dec 27	@ Hamilton	6-9 L
5	Dec 30	@ Montreal	2-8 L
6	Jan 3	Ottawa	3-2 W (OT)
7	Jan 6	@ Ottawa	1-2 L
8	Jan 10	@ Hamilton	7-6 W (OT)
9	Jan 13	Montreal	2-2 T
10	Jan 17	Hamilton	2-5 L
11	Jan 20	@ Montreal	1-3 L
12	Jan 24	Ottawa	2-1 W (OT)
13	Jan 27	Montreal	4-2 W
14	Jan 31	@ Ottawa	1-2 L
15	Feb 3	Hamilton	6-5 W
16	Feb 7	@ Hamilton	4-2 W
17	Feb 10	@ Montreal	3-5 L
18	Feb 14	Ottawa	6-4 W
19	Feb 17	@ Hamilton	3-2 W
20	Feb 21	@ Ottawa	1-6 L
21	Feb 24	Montreal	4-3 W
22	Feb 28	@ Montreal	0-3 L
23	Mar 3	Hamilton	4-3 W
24	Mar 5	Ottawa	2-0 W

Did you Know...

The St. Patricks game on February 14, 1923 against the Ottawa Senators at Arena Gardens marked the first ever NHL radio broadcast. The third period was broadcast live on the Toronto Star's CFCA radio station. The play-by-play was called by Norman Albert, a colleague of legendary broadcaster Foster Hewitt. Hewitt's first broadcast was likely a game on February 16, 1923 between the Toronto Argonaut Rowing Club and the Kitchener Greenshirts at Arena Gardens. Albert is known to have broadcast only three games, all in 1923.



Foster Hewitt



1923-24 TORONTO ST. PATRICKS

(10-14-0 / 20 Points / 3rd in NHL)

GENERAL MANAGER: Charles Querrie

HEAD COACH: Charles Querrie


PLAYER	POS	GP	G	A	PTS	PIM
Babe Dye	R	19	16	3	19	23
Jack Adams	C	22	14	4	18	51
Reg Noble	C/D	24	12	5	17	79
Bert Corbeau	D	24	8	6	14	55
Billy Stuart	D	24	4	3	7	22
Amos Arbour	L	21	1	3	4	4
Lloyd Andrews	L	12	2	1	3	0
Stan Jackson	L	22	1	1	2	6
Albert Holway	D	5	1	0	1	0
George Carey	R	4	0	0	0	0
Howard Lockhart	G	1	0	0	0	0
Wilf Loughlin	D/L	14	0	0	0	2
John Ross Roach	G	23	0	0	0	0
Ganton Scott	R	4	0	0	0	0
Chris Speyer	D	3	0	0	0	0

PLAYER	POS	GP	W	L	T/O	GA	GAA	SO	PIM	MIN
John Ross Roach	G	23	10	13	0	80	3.48	1	0	1380
Howard Lockhart	G	1	0	1	0	5	5.00	0	0	60

HOME ARENA
Arena Gardens (Capacity: 7,500)

PLAYOFF RESULT
Out of Playoffs

UNIFORM



Cecil "Babe" Dye

GP	DATE	OPPONENT	RESULT
1	Dec 15	Montreal	2-1 W
2	Dec 19	@ Ottawa	2-5 L
3	Dec 22	Hamilton	5-2 W
4	Dec 26	@ Hamilton	2-1 W
5	Dec 29	@ Montreal	0-3 L
6	Jan 2	Ottawa	3-4 L
7	Jan 5	@ Ottawa	3-7 L
8	Jan 9	@ Hamilton	3-5 L
9	Jan 12	Montreal	5-3 W
10	Jan 16	Hamilton	3-1 W
11	Jan 19	@ Montreal	2-0 W
12	Jan 23	Ottawa	1-5 L
13	Jan 26	Montreal	2-1 W
14	Jan 30	@ Ottawa	2-7 L
15	Feb 2	Hamilton	2-4 L
16	Feb 6	@ Hamilton	4-6 L
17	Feb 9	@ Montreal	3-5 L
18	Feb 13	Ottawa	4-2 W
19	Feb 16	@ Ottawa	2-1 W
20	Feb 20	@ Hamilton	1-3 L
21	Feb 23	Hamilton	2-1 W
22	Feb 27	@ Montreal	1-6 L
23	Mar 1	Montreal	1-4 L
24	Mar 5	Ottawa	4-8 L

(19-11-0 / 38 Points / 2nd in NHL)

GENERAL MANAGER: Charles Querrie

HEAD COACH: Eddie Powers

PLAYER	POS	GP	G	A	PTS	PIM
Babe Dye	R	29	38	8	46	41
Jack Adams	C	27	21	10	31	67
Hap Day	D	26	10	12	22	33
Bert McCaffrey	R/D	30	10	6	16	12
Bert Corbeau	D	30	4	6	10	74
Albert Holway	D	25	2	2	4	20
Mike Neville	C	13	1	2	3	4
Lloyd Andrews	L	7	1	0	1	0
Alvin Fisher	R	9	1	0	1	4
Reg Noble	C/D	3	1	0	1	8
Reg Reid	L	27	1	0	1	2
Rod Smylie	L/R	11	1	0	1	0
Billy Stuart	D	4	0	1	1	2
Charlie Cotch	L	5	0	0	0	0
Stan Jackson	L	3	0	0	0	7
John Ross Roach	G	30	0	0	0	0
Chris Speyer	D	2	0	0	0	0

PLAYER	POS	GP	W	L	T/O	GA	GAA	SO	PIM	MIN
John Ross Roach	G	30	19	11	0	84	2.80	1	0	1800

HOME ARENA

Arena Gardens (Capacity: 7,500)

PLAYOFF RESULT

Lost NHL Semi-Final

UNIFORM



GP	DATE	OPPONENT	RESULT
1	Nov 29	@ Mtl. Canadiens	1-7 L
2	Dec 3	Boston	5-3 W
3	Dec 5	Hamilton	3-10 L
4	Dec 10	@ Ottawa	6-3 W
5	Dec 13	Mtl. Maroons	1-3 L
6	Dec 17	Mtl. Canadiens	2-5 L
7	Dec 22	@ Boston	10-1 W
8	Dec 25	@ Hamilton	1-8 L
9	Dec 27	Ottawa	3-4 L
10	Jan 1	@ Mtl. Maroons	2-1 W
11	Jan 3	Mtl. Canadiens	1-3 L
12	Jan 5	@ Boston	3-2 W
13	Jan 10	Hamilton	3-1 W
14	Jan 14	Ottawa	3-2 W
15	Jan 17	@ Mtl. Maroons	1-2 L
16	Jan 21	@ Mtl. Canadiens	4-2 W
17	Jan 24	Boston	4-3 W
18	Jan 28	@ Hamilton	0-4 L
19	Jan 31	@ Ottawa	2-1 W
20	Feb 4	Mtl. Maroons	3-2 W
21	Feb 7	Mtl. Canadiens	5-4 W
22	Feb 10	@ Boston	5-1 W
23	Feb 14	Hamilton	3-1 W
24	Feb 18	Ottawa	4-2 W
25	Feb 21	@ Mtl. Maroons	2-1 W
26	Feb 25	@ Mtl. Canadiens	3-1 W
27	Feb 28	Boston	5-1 W
28	Mar 4	@ Hamilton	2-3 L
29	Mar 7	@ Ottawa	0-3 L
30	Mar 9	Mtl. Maroons	3-0 W

(12-21-3 / 27 Points / 6th in NHL)

GENERAL MANAGER: Charles Querrie

HEAD COACH: Eddie Powers

PLAYER	POS	GP	G	A	PTS	PIM
Jack Adams	C	36	21	5	26	52
Babe Dye	R	31	18	5	23	26
Bert McCaffrey	R/D	36	14	7	21	42
Pete Bellefeuille	R	36	14	2	16	22
Hap Day	D	36	14	2	16	26
Bert Corbeau	D	36	5	5	10	121
Mike Neville	C	33	3	3	6	8
Norm Shay	D/R	22	3	1	4	18
Francis Cain	D	23	0	0	0	8
Albert Holway	D	12	0	0	0	0
Gerry Munro	D	4	0	0	0	0
Reg Reid	L	12	0	0	0	2
John Ross Roach	G	36	0	0	0	0
Rod Smylie	L/R	5	0	0	0	0
Gordon Spence	L	3	0	0	0	0

PLAYER	POS	GP	W	L	T/O	GA	GAA	SO	PIM	MIN
John Ross Roach	G	36	12	21	3	114	3.07	2	0	2231

HOME ARENA

Arena Gardens (Capacity: 7,500)

PLAYOFF RESULT

Out of Playoffs

UNIFORM



Bert Corbeau

GP	DATE	OPPONENT	RESULT
1	Nov 28	Boston	2-3 L
2	Dec 1	@ Mtl. Maroons	2-4 L
3	Dec 5	NY Americans	5-3 W
4	Dec 9	@ Pit. Pirates	3-6 L
5	Dec 12	Mtl. Canadiens	4-0 W
6	Dec 19	Pit. Pirates	1-1 T
7	Dec 23	@ Ottawa	2-4 L
8	Dec 26	Mtl. Maroons	0-2 L
9	Dec 29	@ Boston	0-3 L
10	Dec 30	@ NY Americans	1-2 L (OT)
11	Jan 1	Ottawa	3-0 W
12	Jan 5	@ Mtl. Canadiens	4-5 L
13	Jan 9	Boston	3-2 W
14	Jan 12	@ Mtl. Maroons	2-5 L
15	Jan 15	NY Americans	4-3 W
16	Jan 21	@ Pit. Pirates	4-5 L
17	Jan 23	Mtl. Canadiens	6-2 W
18	Jan 26	@ Mtl. Canadiens	3-6 L
19	Jan 29	Pit. Pirates	3-2 W
20	Feb 2	@ Boston	2-3 L
21	Feb 3	@ NY Americans	1-1 T
22	Feb 6	Ottawa	4-1 W
23	Feb 9	Mtl. Maroons	3-5 L
24	Feb 11	@ Ottawa	1-2 L
25	Feb 13	Boston	4-7 L
26	Feb 16	@ NY Americans	3-2 W
27	Feb 18	@ Mtl. Maroons	2-5 L
28	Feb 20	Pit. Pirates	3-1 W
29	Feb 22	@ Boston	1-2 L (OT)
30	Feb 27	Mtl. Maroons	3-4 L
31	Mar 4	@ Pit. Pirates	2-7 L
32	Mar 6	NY Americans	4-2 W
33	Mar 11	Mtl. Canadiens	5-3 W
34	Mar 13	Ottawa	1-1 T
35	Mar 16	@ Mtl. Canadiens	1-6 L
36	Mar 17	@ Ottawa	0-4 L

(15-24-5 / 35 Points / 5th in Canadian Division)

GENERAL MANAGER: Charles Querrie (Nov. 17 - Feb. 10),
None (Feb. 12 - Mar. 26)

HEAD COACH: Charles Querrie (8-17-4), Mike Rodden (0-2-0),
Alex Romeril (7-5-1)

CAPTAIN: Bert Corbeau

PLAYER	POS	GP	G	A	PTS	PIM
Ace Bailey	R	42	15	13	28	82
Bill Carson	C	40	16	6	22	41
Hap Day	D	44	11	5	16	50
Butch Keeling	L	30	11	2	13	29
Bert McCaffrey	R/D	43	5	5	10	43
Bill Brydge	D	41	6	3	9	76
Corb Denny	C	29	7	1	8	24
George Patterson	L/R	17	4	2	6	17
Bert Corbeau	D	41	1	2	3	88
Harold Halderson	D	25	1	2	3	36
Lloyd Gross	L	6	1	1	2	0
Leo Bourgeault	D	22	1	0	1	44
Danny Cox	L	14	0	1	1	4
Pete Bellefeuille	R	13	0	0	0	12
Al Pudas	L/R	4	0	0	0	0
John Ross Roach	G	44	0	0	0	0
Jesse Spring	D	2	0	0	0	0
Carl Voss	C	12	0	0	0	0

PLAYER	POS	GP	W	L	T/O	GA	GAA	SO	PIM	MIN
John Ross Roach	G	44	15	24	5	94	2.04	4	0	2764

HOME ARENA

Arena Gardens (Capacity: 7,500)

PLAYOFF RESULT

Out of Playoffs

UNIFORM

NOV. - FEB. 16

FEB. 17 - MAR.



GP	DATE	OPPONENT	RESULT
1	Nov 17	@ Chicago	1-4 L
2	Nov 20	NY Rangers	1-5 L
3	Nov 25	Ottawa	2-2 T
4	Nov 30	Pit. Pirates	6-0 W
5	Dec 2	@ Mtl. Canadiens	0-2 L
6	Dec 4	NY Americans	0-1 L
7	Dec 9	Chicago	5-2 W
8	Dec 11	@ Ottawa	1-2 L
9	Dec 14	@ Mtl. Maroons	0-3 L
10	Dec 18	Mtl. Canadiens	0-2 L
11	Dec 20	@ NY Americans	0-2 L
12	Dec 21	@ Boston	5-3 W
13	Dec 25	@ Pit. Pirates	2-3 L
14	Dec 30	Boston	4-1 W
15	Jan 1	Mtl. Maroons	0-3 L
16	Jan 4	@ Det. Cougars	2-1 W
17	Jan 8	NY Americans	3-1 W
18	Jan 11	@ Ottawa	1-4 L
19	Jan 13	@ NY Rangers	1-1 T
20	Jan 15	Det. Cougars	1-1 T
21	Jan 19	@ Chicago	3-4 L (OT)
22	Jan 22	@ Mtl. Canadiens	0-4 L
23	Jan 27	Mtl. Maroons	3-5 L
24	Jan 29	Chicago	6-1 W
25	Feb 1	@ Boston	0-1 L
26	Feb 3	@ NY Americans	0-0 T
27	Feb 5	Boston	1-0 W
28	Feb 8	@ Mtl. Maroons	0-3 L
29	Feb 10	NY Rangers	2-3 L
30	Feb 12	Ottawa	0-1 L
31	Feb 16	@ Det. Cougars	1-5 L
32	Feb 17	NY Americans	4-1 W*
33	Feb 19	Mtl. Maroons	1-2 L (OT)
34	Feb 22	@ NY Rangers	3-2 W (OT)
35	Feb 24	Mtl. Canadiens	2-3 L
36	Feb 26	@ Pit. Pirates	1-1 T
37	Mar 1	Pit. Pirates	4-1 W
38	Mar 5	Det. Cougars	4-2 W
39	Mar 10	@ Mtl. Canadiens	2-4 L
40	Mar 12	@ Mtl. Maroons	1-0 W
41	Mar 19	Ottawa	0-2 L
42	Mar 21	@ NY Americans	4-1 W
43	Mar 24	@ Ottawa	0-4 L
44	Mar 26	Mtl. Canadiens	2-1 W

*Team name changed from St. Patricks to Maple Leafs (February 14, 1927).
First Maple Leafs game played February 17 vs. New York Americans.

Did you Know...

George Patterson (pictured) scored the first goal for the newly named 'Toronto Maple Leafs' on February 17, 1927 versus the New York Americans. Ace Bailey scored twice in the game, including the winning goal, as the Maple Leafs registered a 4-1 win.





1927-28

(18-18-8 / 44 Points / 4th in Canadian Division)

GENERAL MANAGER: Conn Smythe**HEAD COACH:** Conn Smythe**CAPTAIN:** Hap Day

PLAYER	POS	GP	G	A	PTS	PIM
Bill Carson	C	32	20	6	26	36
Hap Day	D	22	9	8	17	48
Butch Keeling	L	43	10	6	16	52
Danny Cox	L	41	9	6	15	27
Ace Bailey	R	43	9	3	12	72
Art Duncan	D	43	7	5	12	97
Gerry Lowrey	L	25	6	5	11	29
Eddie Rodden	C	25	3	6	9	36
Jimmy Herberts	C/R	31	7	1	8	40
Art Smith	D	15	5	3	8	22
Bert McCaffrey	R/D	9	1	1	2	9
Beattie Ramsay	D	43	0	2	2	10
George Patterson	L/R	12	1	0	1	14
Ed Gorman	D	19	0	1	1	30
Joe Ironstone	G	1	0	0	0	0
Joe Primeau	C	2	0	0	0	0
John Ross Roach	G	43	0	0	0	0

PLAYER	POS	GP	W	L	T/O	GA	GAA	SO	PIM	MIN
John Ross Roach	G	43	18	18	7	88	1.96	4	0	2690
Joe Ironstone	G	1	0	0	1	0	0.00	1	0	70

HOME ARENA

Arena Gardens (Capacity: 7,500)

PLAYOFF RESULT

Out of Playoffs

UNIFORMS

HOME




AWAY



*In 1927-28, 10 minutes of sudden-death overtime was played in games that were tied after regulation.

GP	DATE	OPPONENT	RESULT
1	Nov 15	NY Rangers	2-4 L
2	Nov 19	Chicago	4-2 W
3	Nov 22	@ Boston	0-1 L
4	Nov 24	@ NY Americans	2-1 W
5	Nov 26	@ Pit. Pirates	2-1 W (OT)*
6	Dec 3	Montreal	1-2 L
7	Dec 6	@ Ottawa	0-0 T
8	Dec 8	@ Mtl. Canadiens	1-2 L (OT)
9	Dec 10	Ottawa	0-0 T
10	Dec 14	@ Chicago	4-2 W
11	Dec 17	Det. Cougars	0-1 L (OT)
12	Dec 20	NY Americans	5-2 W
13	Dec 22	Pit. Pirates	2-3 L (OT)
14	Dec 24	@ Ottawa	1-1 T
15	Dec 29	Boston	2-1 W
16	Jan 2	@ Chicago	4-1 W
17	Jan 5	@ Mtl. Maroons	1-2 L
18	Jan 7	Mtl. Canadiens	1-9 L
19	Jan 10	@ NY Americans	1-2 L
20	Jan 12	@ Det. Cougars	2-1 W
21	Jan 14	NY Rangers	6-1 W
22	Jan 17	@ NY Rangers	2-1 W
23	Jan 21	Ottawa	2-1 W
24	Jan 26	@ Mtl. Maroons	0-1 L
25	Jan 28	Chicago	4-1 W
26	Jan 31	@ Ottawa	0-4 L
27	Feb 2	@ Mtl. Canadiens	4-3 W
28	Feb 4	Det. Cougars	2-0 W
29	Feb 7	Mtl. Canadiens	1-2 L
30	Feb 11	NY Americans	2-2 T
31	Feb 14	Pit. Pirates	2-4 L
32	Feb 16	@ NY Americans	3-2 W
33	Feb 18	@ Mtl. Maroons	1-2 L
34	Feb 21	@ Mtl. Canadiens	0-0 T
35	Feb 23	Mtl. Maroons	2-2 T
36	Feb 28	@ NY Rangers	0-1 L
37	Mar 1	@ Pit. Pirates	2-4 L
38	Mar 3	Boston	0-0 T
39	Mar 6	@ Det. Cougars	1-3 L
40	Mar 8	NY Americans	4-2 W
41	Mar 13	Ottawa	1-1 T
42	Mar 17	Mtl. Canadiens	5-3 W
43	Mar 20	@ Boston	6-2 W
44	Mar 24	Mtl. Maroons	4-8 L

Did you Know...



Prior to the 1927-28 season, the Maple Leafs, aside from changing its colours from green and white to blue and white, introduced two sweaters to be worn during home and away games. The Leafs were the first NHL team to introduce this concept, while other clubs didn't have two sweaters until the early 1930's or later.

In Photos: Ace Bailey poses in the blue (left) and white (right) sweaters worn by the Maple Leafs in the late 1920's.





1928-29

(21-18-5 / 47 Points / 3rd in Canadian Division)

GENERAL MANAGER: Conn Smythe

HEAD COACH: Conn Smythe

CAPTAIN: Hap Day

PLAYER	POS	GP	G	A	PTS	PIM
Ace Bailey	R	44	22	10	32	78
Andy Blair	C	44	12	15	27	41
Danny Cox	L	42	12	7	19	14
Gerry Lowrey	L	32	3	11	14	24
Bill Carson	C	24	7	6	13	45
George Horne	R	39	9	3	12	32
Hap Day	D	44	6	6	12	84
Art Duncan	D	39	4	4	8	53
Eric Pettinger	L/C	25	3	3	6	24
Art Smith	D	43	5	0	5	91
Baldy Cotton	L	11	1	2	3	8
Jack Arbour	D	10	1	0	1	10
Joe Primeau	C	6	0	1	1	2
Lorne Chabot	G	43	0	0	0	2
Benny Grant	G	3	0	0	0	0
Alex Gray	R	7	0	0	0	2
Red Horner	D	22	0	0	0	30
Carl Voss	C	2	0	0	0	0

PLAYER	POS	GP	W	L	T/O	GA	GAA	SO	PIM	MIN
Lorne Chabot	G	44	20	17	5	65	1.52	10	2	2562
Benny Grant	G	5	1	1	0	4	1.54	0	0	156
Red Horner	D	1	0	0	0	0	0.00	0	30	2

HOME ARENA

Arena Gardens (Capacity: 7,500)

PLAYOFF RESULT

Lost Semi-Final

UNIFORMS

HOME



AWAY



GP	DATE	OPPONENT	RESULT
1	Nov 15	Chicago	2-0 W
2	Nov 17	Mtl. Canadiens	4-2 W
3	Nov 20 @	Ottawa	1-4 L
4	Nov 22 @	NY Americans	0-3 L
5	Nov 24	Mtl. Maroons	4-1 W
6	Nov 27 @	Mtl. Maroons	0-4 L
7	Dec 1	NY Americans	3-0 W
8	Dec 4 @	Mtl. Canadiens	3-1 W
9	Dec 8	Ottawa	1-2 L (OT)*
10	Dec 11 @	NY Rangers	2-3 L
11	Dec 15	Boston	2-0 W
12	Dec 20 @	Mtl. Maroons	3-6 L
13	Dec 22	Pit. Pirates	2-3 L
14	Dec 25	Mtl. Maroons	4-1 W
15	Dec 27 @	Pit. Pirates	2-0 W
16	Dec 29	Det. Cougars	4-3 W
17	Jan 1	NY Rangers	2-3 L
18	Jan 3 @	Chicago	2-0 W
19	Jan 5	Ottawa	3-1 W
20	Jan 8 @	Boston	2-5 L
21	Jan 10 @	NY Americans	0-2 L
22	Jan 12	NY Americans	0-1 L (OT)
23	Jan 17	Mtl. Canadiens	1-1 T
24	Jan 20 @	Det. Cougars	1-2 L
25	Jan 22 @	NY Rangers	0-1 L
26	Jan 24 @	Mtl. Canadiens	1-1 T
27	Jan 26	Chicago	2-0 W
28	Jan 29 @	Ottawa	2-4 L (OT)
29	Jan 31	Boston	1-3 L
30	Feb 2 @	Boston	3-0 W
31	Feb 3 @	NY Americans	3-1 W
32	Feb 5 @	Pit. Pirates	0-0 T
33	Feb 9	Pit. Pirates	2-1 W
34	Feb 14	NY Rangers	3-1 W
35	Feb 16	Mtl. Maroons	3-0 W
36	Feb 17 @	Det. Cougars	0-2 L
37	Feb 23	Mtl. Canadiens	2-1 W
38	Feb 28 @	Mtl. Maroons	4-0 W
39	Mar 2	Ottawa	1-1 T
40	Mar 7 @	Chicago	1-1 T**
41	Mar 9	Det. Cougars	3-0 W
42	Mar 12 @	Mtl. Canadiens	1-2 L
43	Mar 14	NY Americans	5-0 W
44	Mar 16 @	Ottawa	0-2 L

*From 1928-29 to 1942-43, 10 minute overtime periods without the sudden-death provision were played in games that were tied after regulation.

**Game played in Fort Erie, ON.



Conn Smythe



1929-30

(17-21-6 / 40 Points / 4th in Canadian Division)

GENERAL MANAGER: Conn Smythe**HEAD COACH:** Conn Smythe**CAPTAIN:** Hap Day

PLAYER	POS	GP	G	A	PTS	PIM
Ace Bailey	R	43	22	21	43	69
Baldy Cotton	L	41	21	17	38	47
Charlie Conacher	R	38	20	9	29	48
Joe Primeau	C	43	5	21	26	22
Andy Blair	C	42	11	10	21	27
Hap Day	D	43	7	14	21	77
Busher Jackson	L	31	12	6	18	29
Eric Pettinger	L/C	43	4	9	13	40
Art Duncan	D	38	4	5	9	49
Red Horner	D	33	2	7	9	96
Art Smith	D	43	3	3	6	75
Danny Cox	L	18	1	4	5	18
Gord Brydson	C/R	8	2	0	2	8
Frank Nighbor	C	22	2	0	2	2
Lorne Chabot	G	42	0	0	0	0
Benny Grant	G	2	0	0	0	0
Cliff McBride	R/D	1	0	0	0	0

PLAYER	POS	GP	W	L	T/O	GA	GAA	SO	PIM	MIN
Lorne Chabot	G	42	16	20	6	113	2.59	6	0	2620
Benny Grant	G	2	1	1	0	11	5.08	0	0	130

HOME ARENA

Arena Gardens (Capacity: 7,500)

PLAYOFF RESULT

Out of Playoffs

UNIFORMS

HOME



AWAY



Lorne Chabot

GP	DATE	OPPONENT	RESULT
1	Nov 14	Chicago	2-2 T
2	Nov 16	Boston	5-6 L
3	Nov 19	@ Pit. Pirates	5-10 L
4	Nov 21	@ Mtl. Canadiens	2-3 L (OT)
5	Nov 23	Ottawa	2-6 L
6	Nov 26	@ NY Rangers	4-3 W
7	Nov 30	Det. Cougars	1-0 W
8	Dec 3	NY Americans	6-0 W
9	Dec 5	@ Ottawa	2-9 L
10	Dec 7	Mtl. Canadiens	0-1 L
11	Dec 10	@ NY Americans	0-1 L
12	Dec 14	NY Rangers	7-6 W (OT)
13	Dec 15	@ Det. Cougars	3-5 L
14	Dec 17	@ Mtl. Maroons	1-3 L
15	Dec 21	Pit. Pirates	2-1 W (OT)
16	Dec 25	@ Boston	2-6 L
17	Dec 29	@ Chicago	4-3 W
18	Jan 1	Mtl. Maroons	5-3 W
19	Jan 4	Mtl. Canadiens	4-3 W
20	Jan 7	@ NY Americans	1-1 T
21	Jan 9	Ottawa	4-0 W
22	Jan 14	@ Mtl. Maroons	1-1 T
23	Jan 16	@ Ottawa	1-2 L
24	Jan 18	NY Americans	4-1 W
25	Jan 25	Det. Cougars	1-2 L
26	Jan 30	Mtl. Maroons	0-3 L
27	Feb 1	Chicago	6-0 W
28	Feb 4	@ Mtl. Canadiens	1-3 L
29	Feb 6	Mtl. Canadiens	3-3 T
30	Feb 9	@ NY Americans	3-2 W
31	Feb 11	@ Boston	5-6 L (OT)
32	Feb 15	Boston	3-5 L
33	Feb 18	@ NY Rangers	5-1 W
34	Feb 20	@ Pit. Pirates	4-0 W
35	Feb 22	Ottawa	0-1 L
36	Feb 25	@ Ottawa	0-2 L (OT)
37	Feb 27	@ Mtl. Canadiens	2-6 L
38	Mar 1	NY Rangers	3-3 T
39	Mar 4	NY Americans	1-1 T
40	Mar 8	Mtl. Maroons	2-3 L
41	Mar 9	@ Det. Cougars	2-1 W
42	Mar 11	Pit. Pirates	3-2 W
43	Mar 15	@ Mtl. Maroons	3-0 W
44	Mar 18	@ Chicago	1-4 L



1930-31

(22-13-9 / 53 Points / 2nd in Canadian Division)

GENERAL MANAGER: Conn Smythe

HEAD COACH: Conn Smythe (1-0-1), Art Duncan (21-13-8)

CAPTAIN: Hap Day

PLAYER	POS	GP	G	A	PTS	PIM
Charlie Conacher	R	37	31	12	43	78
Ace Bailey	R	40	23	19	42	46
Joe Primeau	C	38	9	32	41	18
Busher Jackson	L	43	18	13	31	81
Baldy Cotton	L	43	12	17	29	45
King Clancy	D	44	7	14	21	63
Andy Blair	C	44	11	8	19	32
Hap Day	D	44	1	13	14	56
Red Horner	D	42	1	11	12	71
Bob Gracie	C/L	8	4	2	6	4
Rolly Huard	C	1	1	0	1	0
Alex Levinsky	D	8	0	1	1	2
Lorne Chabot	G	37	0	0	0	0
Art Duncan	D	2	0	0	0	0
Babe Dye	R	6	0	0	0	0
Benny Grant	G	7	0	0	0	0
Herb Hamel	R	2	0	0	0	4
Roger Jenkins	R/D	21	0	0	0	12

PLAYER	POS	GP	W	L	T/O	GA	GAA	SO	PIM	MIN
Lorne Chabot	G	37	21	8	8	80	2.09	6	0	2300
Benny Grant	G	7	1	5	1	19	2.65	2	0	430

HOME ARENA

Arena Gardens (Capacity: 7,500)

PLAYOFF RESULT

Lost Quarter-Final

UNIFORMS

HOME



AWAY



GP	DATE	OPPONENT	RESULT
1	Nov 13	NY Americans	0-0 T
2	Nov 15	Phi. Quakers	4-0 W
3	Nov 18 @	Mtl. Maroons	3-0 W
4	Nov 20 @	NY Americans	0-0 T
5	Nov 22	Ottawa	2-0 W
6	Nov 25 @	Phi. Quakers	1-2 L
7	Nov 29	Det. Falcons	4-2 W
8	Dec 2 @	Boston	2-3 L
9	Dec 6	NY Rangers	4-2 W
10	Dec 9 @	Mtl. Canadiens	1-2 L
11	Dec 13	Boston	3-7 L
12	Dec 18	Mtl. Maroons	1-2 L
13	Dec 20	Chicago	3-1 W
14	Dec 23 @	Mtl. Maroons	4-4 T
15	Dec 25 @	Det. Falcons	1-10 L
16	Dec 28 @	Chicago	3-2 W
17	Jan 1	NY Americans	2-0 W
18	Jan 3	Mtl. Canadiens	2-1 W
19	Jan 6 @	Ottawa	2-2 T
20	Jan 8	Mtl. Maroons	1-0 W
21	Jan 10 @	Mtl. Canadiens	1-6 L
22	Jan 15 @	NY Rangers	1-1 T
23	Jan 17	Mtl. Canadiens	3-1 W
24	Jan 22 @	Mtl. Maroons	4-2 W
25	Jan 24	Ottawa	5-2 W
26	Jan 27 @	NY Americans	2-3 L
27	Jan 29 @	Ottawa	3-2 W
28	Jan 31	Phi. Quakers	3-2 W
29	Feb 1 @	Det. Falcons	0-2 L
30	Feb 3 @	Mtl. Canadiens	1-2 L
31	Feb 7	NY Americans	2-0 W
32	Feb 14	Det. Falcons	1-1 T
33	Feb 19	Ottawa	1-2 L
34	Feb 21	Boston	4-2 W
35	Feb 24 @	NY Americans	1-1 T
36	Feb 26 @	NY Rangers	1-4 L
37	Feb 28	Mtl. Canadiens	5-5 T
38	Mar 3 @	Phi. Quakers	5-1 W
39	Mar 5	Mtl. Maroons	5-6 L
40	Mar 7	NY Rangers	5-2 W
41	Mar 10 @	Boston	3-3 T
42	Mar 15 @	Chicago	2-1 W
43	Mar 19	Chicago	8-2 W
44	Mar 21 @	Ottawa	9-6 W



The Kid Line: Charlie Conacher, Joe Primeau & Harvey "Busher" Jackson



1931-32



(23-18-7 / 53 Points / 2nd in Canadian Division)

GENERAL MANAGER: Conn Smythe**HEAD COACH:** Art Duncan (0-3-2), Conn Smythe (1-0-0), Dick Irvin (22-15-5)**CAPTAIN:** Hap Day

PLAYER	POS	GP	G	A	PTS	PIM
Busher Jackson	L	48	28	25	53	63
Joe Primeau	C	46	13	37	50	25
Charlie Conacher	R	44	34	14	48	66
Andy Blair	C	48	9	14	23	35
Bob Gracie	C/L	48	13	8	21	29
Frank Finnigan	R	47	8	13	21	45
King Clancy	D	48	10	9	19	61
Baldy Cotton	L	48	5	13	18	41
Red Horner	D	42	7	9	16	97
Hap Day	D	47	7	8	15	33
Harold Darragh	L	48	5	10	15	6
Ace Bailey	R	41	8	5	13	62
Alex Levinsky	D	47	5	5	10	29
Earl Miller	L	15	3	3	6	10
Lorne Chabot	G	44	0	0	0	2
Benny Grant	G	5	0	0	0	0
Syd Howe	C/L	3	0	0	0	0
Fred Robertson	D	8	0	0	0	23

PLAYER	POS	GP	W	L	T/O	GA	GAA	SO	PIM	MIN
Lorne Chabot	G	44	22	16	6	106	2.36	4	2	2698
Benny Grant	G	5	1	2	1	18	3.38	1	0	320
King Clancy	D	1	0	0	0	1	60.00	0	61	1
Red Horner	D	1	0	0	0	1	60.00	0	97	1
Alex Levinsky	D	1	0	0	0	1	60.00	0	29	1

HOME ARENA

Maple Leaf Gardens (Capacity: 12,473)

PLAYOFF RESULT

Won Stanley Cup

UNIFORMS

HOME



AWAY



*First game at Maple Leaf Gardens. (Opening night attendance: 13,542)



Opening night ceremonies at Maple Leaf Gardens.

GP	DATE	OPPONENT	RESULT
1	Nov 12	Chicago	1-2 L*
2	Nov 14	Mtl. Canadiens	1-1 T
3	Nov 18	@ Chicago	1-1 T
4	Nov 21	NY Rangers	3-5 L
5	Nov 26	@ Mtl. Canadiens	2-3 L
6	Nov 28	Boston	6-5 W (OT)
7	Dec 1	NY Americans	2-2 T
8	Dec 3	@ Mtl. Maroons	2-8 L
9	Dec 5	Mtl. Maroons	4-0 W
10	Dec 8	@ NY Rangers	4-2 W
11	Dec 12	Det. Falcons	3-1 W
12	Dec 15	@ NY Americans	2-2 T
13	Dec 19	Mtl. Maroons	4-2 W
14	Dec 20	@ Chicago	0-1 L (OT)
15	Dec 22	NY Americans	9-3 W
16	Dec 24	@ Mtl. Canadiens	2-1 W (OT)
17	Dec 26	Mtl. Canadiens	0-2 L (OT)
18	Dec 29	@ NY Americans	5-0 W
19	Dec 31	Mtl. Maroons	3-1 W
20	Jan 3	@ Det. Falcons	2-3 L (OT)
21	Jan 5	@ Boston	3-3 T
22	Jan 10	@ NY Rangers	0-2 L
23	Jan 12	Det. Falcons	7-4 W
24	Jan 14	@ Mtl. Maroons	6-4 W
25	Jan 17	@ NY Americans	0-4 L
26	Jan 19	NY Americans	11-3 W
27	Jan 21	@ Mtl. Canadiens	1-3 L
28	Jan 23	Mtl. Canadiens	2-0 W
29	Jan 30	NY Rangers	6-3 W (OT)
30	Feb 3	@ Chicago	0-7 L
31	Feb 6	Boston	6-0 W
32	Feb 7	@ Det. Falcons	1-3 L
33	Feb 13	Mtl. Maroons	6-0 W
34	Feb 16	@ Boston	0-3 L
35	Feb 18	NY Rangers	5-3 W
36	Feb 20	@ Mtl. Maroons	0-3 L
37	Feb 23	@ NY Americans	4-4 T
38	Feb 25	Det. Falcons	3-5 L
39	Feb 27	Chicago	4-2 W
40	Mar 1	NY Americans	3-1 W
41	Mar 5	Mtl. Canadiens	1-1 T
42	Mar 10	@ Mtl. Maroons	1-3 L
43	Mar 12	Boston	5-3 W (OT)
44	Mar 15	@ Boston	2-6 L
45	Mar 18	@ NY Rangers	6-3 W
46	Mar 19	Chicago	11-3 W
47	Mar 20	@ Det. Falcons	3-2 W
48	Mar 22	@ Mtl. Canadiens	2-4 L



1932-33

(24-18-6 / 54 Points / 1st in Canadian Division)

GENERAL MANAGER: Conn Smythe

HEAD COACH: Dick Irvin

CAPTAIN: Hap Day

PLAYER	POS	GP	G	A	PTS	PIM
Busher Jackson	L	48	27	17	44	43
Charlie Conacher	R	40	14	19	33	64
Joe Primeau	C	48	11	21	32	4
King Clancy	D	48	13	12	25	79
Bob Gracie	C/L	48	9	13	22	27
Baldy Cotton	L	48	10	11	21	29
Hap Day	D	47	6	14	20	46
Ace Bailey	R	47	10	8	18	52
Ken Doraty	F	38	5	11	16	16
Andy Blair	C	43	6	9	15	38
Bill Thoms	C	29	3	9	12	15
Red Horner	D	48	3	8	11	144
Alex Levinsky	D	48	1	4	5	61
Harold Darragh	L	19	1	2	3	0
Charlie Sands	C/R	3	0	3	3	0
Stew Adams	L	8	0	2	2	0
Dave Downie	C/R	11	0	1	1	2
Lorne Chabot	G	48	0	0	0	4

PLAYER	POS	GP	W	L	T/O	GA	GAA	SO	PIM	MIN
Lorne Chabot	G	48	24	18	6	111	2.26	5	4	2946
Charlie Conacher	R	2	0	0	0	0	0.00	0	64	4

HOME ARENA

Maple Leaf Gardens (Capacity: 12,473)

PLAYOFF RESULT

Lost Final

UNIFORMS

HOME



AWAY



GP	DATE	OPPONENT	RESULT
1	Nov 10	Boston	1-1 T
2	Nov 12	NY Rangers	4-2 W
3	Nov 17	@ Chicago	1-3 L
4	Nov 20	@ NY Rangers	0-7 L
5	Nov 24	Mtl. Canadiens	2-0 W
6	Nov 26	Mtl. Maroons	3-2 W
7	Nov 27	@ Detroit	2-1 W
8	Dec 3	Ottawa	4-1 W
9	Dec 8	@ Mtl. Maroons	0-1 L
10	Dec 10	NY Americans	2-2 T
11	Dec 13	@ Boston	1-5 L
12	Dec 15	Ottawa	4-1 W
13	Dec 17	Detroit	3-0 W
14	Dec 20	@ Mtl. Canadiens	2-1 W
15	Dec 22	@ NY Americans	0-1 L
16	Dec 24	Chicago	1-2 L
17	Dec 27	@ Chicago	4-3 W
18	Dec 29	Mtl. Maroons	1-0 W
19	Jan 1	@ Detroit	2-2 T
20	Jan 3	@ NY Rangers	2-4 L
21	Jan 5	@ Mtl. Maroons	2-2 T
22	Jan 7	Detroit	1-6 L
23	Jan 10	NY Rangers	3-2 W
24	Jan 14	@ Ottawa	5-3 W (OT)
25	Jan 17	@ NY Americans	1-3 L
26	Jan 19	Boston	3-0 W
27	Jan 24	@ Ottawa	4-2 W
28	Jan 26	@ Boston	2-4 L
29	Jan 28	Mtl. Canadiens	4-2 W
30	Jan 31	NY Americans	7-1 W
31	Feb 4	Chicago	2-2 T
32	Feb 7	@ Mtl. Canadiens	0-2 L
33	Feb 11	NY Rangers	2-1 W
34	Feb 14	@ Boston	2-7 L
35	Feb 16	@ NY Rangers	5-2 W
36	Feb 18	Detroit	4-1 W
37	Feb 23	@ Ottawa	3-0 W
38	Feb 25	NY Americans	5-1 W
39	Feb 28	Mtl. Canadiens	1-2 L
40	Mar 2	@ Mtl. Canadiens	3-4 L
41	Mar 4	Mtl. Maroons	4-2 W
42	Mar 5	@ Chicago	2-1 W
43	Mar 7	@ Mtl. Maroons	2-7 L
44	Mar 11	Boston	2-6 L
45	Mar 16	@ Detroit	0-1 L
46	Mar 18	Ottawa	6-2 W
47	Mar 21	@ NY Americans	3-4 L
48	Mar 23	Chicago	2-2 T

Did you Know...

In the early 1930's, Maple Leaf Gardens became the first NHL arena to utilize a four-sided clock so that it was visible to patrons on all sides of the building. The score clock (pictured) weighed three and a half tons. Maple Leafs Gardens used three different score clocks during the Maple Leafs tenancy from 1931 to 1999.





1933-34

(26-13-9 / 61 Points / 1st in Canadian Division)

GENERAL MANAGER: Conn Smythe**HEAD COACH:** Dick Irvin**CAPTAIN:** Hap Day

PLAYER	POS	GP	G	A	PTS	PIM
Charlie Conacher	R	42	32	20	52	38
Joe Primeau	C	45	14	32	46	8
Busher Jackson	L	38	20	18	38	38
King Clancy	D	46	11	17	28	62
Bill Thoms	C	47	8	18	26	24
Andy Blair	C	47	14	9	23	35
Hec Kilrea	L	43	10	13	23	15
Baldy Cotton	L	47	8	14	22	46
Red Horner	D	40	11	10	21	146
Buzz Boll	L	42	12	8	20	21
Hap Day	D	48	9	10	19	35
Ken Doraty	F	34	9	10	19	6
Charlie Sands	C/R	45	8	8	16	2
Alex Levinsky	D	47	5	11	16	38
Ace Bailey	R	13	2	3	5	11
Jack Shill	C	7	0	1	1	0
George Hainsworth	G	48	0	0	0	0
Flash Hollett	D	4	0	0	0	4
Fred Robertson	D	2	0	0	0	0

PLAYER	POS	GP	W	L	T/O	GA	GAA	SO	PIM	MIN
George Hainsworth	G	48	26	13	9	119	2.37	3	0	3010

HOME ARENA

Maple Leaf Gardens (Capacity: 12,473)

PLAYOFF RESULT

Lost Semi-Final

UNIFORMS

HOME



AWAY



GP	DATE	OPPONENT	RESULT
1	Nov 9	Boston	6-1 W
2	Nov 11	NY Rangers	4-3 W
3	Nov 18	Ottawa	4-1 W
4	Nov 21 @	NY Rangers	1-1 T
5	Nov 25	Mtl. Canadiens	0-1 L
6	Nov 28	NY Americans	7-3 W
7	Nov 30 @	Mtl. Maroons	1-0 W
8	Dec 2	Mtl. Maroons	8-3 W
9	Dec 3 @	Detroit	3-0 W
10	Dec 5 @	NY Americans	9-1 W
11	Dec 7 @	Ottawa	1-4 L
12	Dec 9	Chicago	1-0 W
13	Dec 12 @	Boston	4-1 W
14	Dec 14 @	Mtl. Canadiens	0-2 L
15	Dec 16	Mtl. Canadiens	3-1 W
16	Dec 23	Mtl. Maroons	8-2 W
17	Dec 26 @	Boston	2-2 T
18	Dec 28 @	NY Rangers	2-2 T
19	Dec 30	Detroit	8-1 W
20	Jan 1 @	Chicago	2-1 W
21	Jan 4 @	Mtl. Canadiens	1-4 L
22	Jan 6	Ottawa	7-3 W
23	Jan 11 @	NY Americans	1-1 T
24	Jan 13	NY Americans	2-2 T
25	Jan 16 @	Ottawa	7-4 W (OT)
26	Jan 18	Boston	6-2 W
27	Jan 20	Chicago	2-2 T
28	Jan 21 @	Detroit	2-4 L (OT)
29	Jan 23	Mtl. Maroons	8-4 W
30	Jan 25 @	Mtl. Maroons	0-6 L
31	Jan 27	Detroit	2-2 T
32	Jan 28 @	Chicago	0-2 L
33	Feb 1 @	NY Rangers	5-5 T
34	Feb 3	Ottawa	8-4 W
35	Feb 4 @	Detroit	1-2 L
36	Feb 8 @	NY Americans	3-3 T
37	Feb 10	Mtl. Canadiens	4-2 W
38	Feb 17	Boston	6-4 W
39	Feb 20 @	Mtl. Canadiens	2-3 L (OT)
40	Feb 24	NY Rangers	8-3 W
41	Feb 27 @	Mtl. Maroons	2-1 W (OT)
42	Mar 3	Detroit	6-4 W
43	Mar 6 @	Boston	2-7 L
44	Mar 8 @	Ottawa	1-3 L
45	Mar 10	NY Americans	8-5 W
46	Mar 15	Chicago	1-2 L
47	Mar 17	NY Rangers	3-2 W
48	Mar 18 @	Chicago	2-3 L

Did you Know...



On February 14, 1934, the Maple Leafs retired Ace Bailey's #6 prior to an All-Star game held in his honour at Maple Leaf Gardens. Bailey's career came to an abrupt end on December 12, 1933, when he was hit from behind by Eddie Shore of the Boston Bruins. It is believed that the retiring of Bailey's number was the first such time that a player's number was retired in any professional or collegiate team sport in North America. The All-Star benefit game raised \$20,909.40 for Bailey and his family. Thirteen years later, the NHL introduced an annual all-star game.



1934-35

(30-14-4 / 64 Points / 1st in Canadian Division)

GENERAL MANAGER: Conn Smythe

HEAD COACH: Dick Irvin

CAPTAIN: Hap Day

PLAYER	POS	GP	G	A	PTS	PIM
Charlie Conacher	R	47	36	21	57	24
Busher Jackson	L	42	22	22	44	27
Joe Primeau	C	37	10	20	30	16
Flash Hollett	D	48	10	16	26	38
Baldy Cotton	L	47	11	14	25	36
Hec Kilrea	L	46	11	13	24	16
Bill Thoms	C	47	9	13	22	15
King Clancy	D	47	5	16	21	53
Andy Blair	C	45	6	14	20	22
Pep Kelly	R	47	11	8	19	14
Buzz Boll	L	47	14	4	18	4
Red Horner	D	46	4	8	12	125
Hap Day	D	45	2	4	6	38
Ken Doraty	F	11	1	4	5	0
Nick Metz	L	18	2	2	4	4
Art Jackson	C	20	1	3	4	4
Frank Finnigan	R	11	2	0	2	2
Bob Davidson	L	5	0	0	0	6
George Hainsworth	G	48	0	0	0	0

PLAYER	POS	GP	W	L	T/O	GA	GAA	SO	PIM	MIN
George Hainsworth	G	48	30	14	4	111	2.25	8	0	2957
Charlie Conacher	R	1	0	0	0	0	0.00	0	24	3

HOME ARENA

Maple Leaf Gardens (Capacity: 12,473)

PLAYOFF RESULT

Lost Final

UNIFORMS

HOME



AWAY



GP	DATE	OPPONENT	RESULT
1	Nov 8	Boston	5-3 W
2	Nov 10	Mtl. Canadiens	2-1 W (OT)
3	Nov 15	@ NY Americans	1-0 W
4	Nov 17	Mtl. Maroons	2-1 W
5	Nov 18	@ Chicago	5-0 W
6	Nov 20	@ Stl. Eagles	5-2 W
7	Nov 24	Detroit	3-2 W
8	Dec 1	Stl. Eagles	4-3 W
9	Dec 2	@ Detroit	0-3 L
10	Dec 4	@ Boston	1-0 W
11	Dec 8	NY Rangers	2-5 L
12	Dec 11	@ NY Rangers	8-4 W
13	Dec 13	@ Mtl. Maroons	4-2 W (OT)
14	Dec 15	NY Americans	4-3 W
15	Dec 20	@ Stl. Eagles	1-1 T
16	Dec 22	Chicago	1-0 W
17	Dec 25	@ Mtl. Canadiens	6-2 W
18	Dec 27	@ NY Americans	4-3 W (OT)
19	Dec 29	Mtl. Maroons	2-4 L
20	Jan 1	Detroit	0-1 L
21	Jan 5	Mtl. Canadiens	3-1 W
22	Jan 8	@ Boston	1-3 L
23	Jan 10	@ NY Americans	5-5 T
24	Jan 12	Chicago	5-1 W
25	Jan 13	@ Detroit	2-0 W
26	Jan 15	@ Chicago	3-2 W
27	Jan 17	@ Mtl. Canadiens	3-4 L
28	Jan 19	Stl. Eagles	6-2 W
29	Jan 20	@ Chicago	1-2 L
30	Jan 22	@ Stl. Eagles	2-1 W
31	Jan 26	Detroit	0-0 T
32	Jan 29	@ NY Rangers	5-7 L
33	Jan 31	NY Rangers	2-3 L
34	Feb 2	NY Americans	1-2 L
35	Feb 7	Boston	4-4 T
36	Feb 9	Mtl. Maroons	4-2 W
37	Feb 12	@ Boston	5-6 L (OT)
38	Feb 14	@ NY Rangers	0-3 L
39	Feb 16	NY Rangers	5-1 W
40	Feb 19	@ Mtl. Maroons	3-1 W
41	Feb 23	Chicago	4-1 W
42	Feb 24	@ Detroit	2-4 L
43	Mar 2	NY Americans	6-0 W
44	Mar 5	@ Mtl. Canadiens	10-3 W
45	Mar 9	Boston	4-7 L
46	Mar 12	@ Mtl. Maroons	1-0 W
47	Mar 16	Mtl. Canadiens	5-3 W
48	Mar 19	Stl. Eagles	5-3 W

Did you Know...

On November 20, 1934, Busher Jackson (pictured) scored four goals in the third period of a 5-2 win over the St. Louis Eagles, setting an NHL record that has never been broken. Eleven players have since tied Jackson's record of four goals in a period, with Mario Lemieux being the last to do so on January 26, 1997 against Montreal.





1935-36

(23-19-6 / 52 Points / 2nd in Canadian Division)

GENERAL MANAGER: Conn Smythe**HEAD COACH:** Dick Irvin**CAPTAIN:** Hap Day

PLAYER	POS	GP	G	A	PTS	PIM
Charlie Conacher	R	44	23	15	38	74
Bill Thoms	C	48	23	15	38	29
Buzz Boll	L	44	15	13	28	14
Busher Jackson	L	47	11	11	22	19
Nick Metz	L	38	14	6	20	14
Art Jackson	C	48	5	15	20	14
Pep Kelly	R	42	11	8	19	24
Joe Primeau	C	45	4	13	17	10
King Clancy	D	47	5	10	15	61
Hap Day	D	44	1	13	14	41
Red Horner	D	43	2	9	11	167
Andy Blair	C	45	5	4	9	60
Bob Davidson	L	35	4	4	8	32
Frank Finnigan	R	48	2	6	8	10
Flash Hollett	D	11	1	4	5	8
Jack Markle	R	8	0	1	1	0
Jack Shill	C	3	0	1	1	0
Mickey Blake	L/D	1	0	0	0	2
George Hainsworth	G	48	0	0	0	0
Reg Hamilton	D	7	0	0	0	0

PLAYER	POS	GP	W	L	T/O	GA	GAA	SO	PIM	MIN
George Hainsworth	G	48	23	19	6	106	2.12	8	0	3000

HOME ARENA

Maple Leaf Gardens (Capacity: 12,473)

PLAYOFF RESULT

Lost Final

UNIFORMS

HOME



AWAY



Frank "King" Clancy

GP	DATE	OPPONENT	RESULT
1	Nov 9	NY Americans	5-5 T
2	Nov 14	@ NY Rangers	1-0 W
3	Nov 16	NY Rangers	3-2 W
4	Nov 19	@ Mtl. Canadiens	7-2 W
5	Nov 21	@ Chicago	3-4 L
6	Nov 23	Mtl. Maroons	2-5 L
7	Nov 24	@ Detroit	1-2 L
8	Nov 26	@ Boston	2-1 W
9	Nov 30	Mtl. Canadiens	8-3 W
10	Dec 7	Chicago	2-1 W (OT)
11	Dec 10	@ NY Americans	2-4 L
12	Dec 14	Detroit	2-4 L (OT)
13	Dec 17	@ Mtl. Maroons	1-0 W
14	Dec 19	Boston	0-0 T
15	Dec 21	NY Americans	5-3 W
16	Dec 26	@ Mtl. Canadiens	2-0 W
17	Dec 28	NY Rangers	9-3 W
18	Jan 2	@ Mtl. Maroons	2-5 L
19	Jan 4	Mtl. Maroons	1-1 T
20	Jan 11	Mtl. Canadiens	3-7 L
21	Jan 14	@ Boston	1-4 L
22	Jan 16	@ NY Rangers	0-1 L
23	Jan 18	Boston	5-2 W
24	Jan 19	@ Detroit	0-4 L
25	Jan 23	@ NY Americans	2-3 L (OT)
26	Jan 25	Detroit	6-1 W
27	Jan 30	@ Mtl. Canadiens	0-3 L
28	Feb 1	Chicago	3-2 W (OT)
29	Feb 2	@ Chicago	0-2 L
30	Feb 4	@ Boston	3-0 W
31	Feb 6	@ NY Americans	3-4 L
32	Feb 8	NY Americans	3-0 W
33	Feb 13	@ Mtl. Maroons	1-2 L
34	Feb 15	Detroit	3-2 W (OT)
35	Feb 20	Mtl. Canadiens	2-1 W
36	Feb 22	Mtl. Maroons	1-0 W
37	Feb 23	@ Chicago	1-5 L
38	Feb 25	NY Rangers	2-2 T
39	Feb 29	Chicago	4-2 W
40	Mar 3	@ NY Rangers	0-0 T
41	Mar 7	Mtl. Canadiens	8-1 W
42	Mar 10	@ NY Americans	2-3 L
43	Mar 12	@ Mtl. Canadiens	6-3 W
44	Mar 14	Mtl. Maroons	0-1 L
45	Mar 15	@ Detroit	2-1 W (OT)
46	Mar 17	@ Mtl. Maroons	1-2 L
47	Mar 19	Boston	2-2 T
48	Mar 21	NY Americans	4-1 W



1936-37

(22-21-5 / 49 Points / 3rd in Canadian Division)

GENERAL MANAGER: Conn Smythe

HEAD COACH: Dick Irvin

CAPTAIN: Hap Day

PLAYER	POS	GP	G	A	PTS	PIM
Syl Apps	C	48	16	29	45	10
Busher Jackson	L	46	21	19	40	12
Gordie Drillon	R	41	16	17	33	2
Nick Metz	L	48	9	11	20	19
Bill Thoms	C	48	10	9	19	14
Jimmy Fowler	D	48	7	11	18	22
Bob Davidson	L	46	8	7	15	43
Red Horner	D	48	3	9	12	124
Reg Hamilton	D	39	3	7	10	32
Buzz Boll	L	25	6	3	9	12
Frank Finnigan	R	48	2	7	9	4
Jack Shill	C	32	4	4	8	26
Charlie Conacher	R	15	3	5	8	13
Hap Day	D	48	3	4	7	20
Bill Kendall	R	15	2	4	6	4
Art Jackson	C	14	2	0	2	2
Pep Kelly	R	16	2	0	2	8
King Clancy	D	6	1	0	1	4
James Jarvis	L	24	1	0	1	0
Turk Broda	G	45	0	0	0	0
George Hainsworth	G	3	0	0	0	0
Jack Howard	D	2	0	0	0	0
George Parsons	L	5	0	0	0	0

PLAYER	POS	GP	W	L	T/O	GA	GAA	SO	PIM	MIN
Turk Broda	G	45	22	19	4	106	2.30	3	0	2770
George Hainsworth	G	3	0	2	1	9	2.84	0	0	190

HOME ARENA

Maple Leaf Gardens (Capacity: 12,473)

PLAYOFF RESULT

Lost Quarter-Final

UNIFORMS

HOME



AWAY



GP	DATE	OPPONENT	RESULT
1	Nov 5	Detroit	1-3 L
2	Nov 7	NY Americans	2-3 L
3	Nov 14	Chicago	6-2 W
4	Nov 15	@ Chicago	1-1 T
5	Nov 21	Boston	3-4 L
6	Nov 22	@ Detroit	2-4 L
7	Nov 24	@ NY Rangers	1-5 L
8	Nov 26	@ Mtl. Canadiens	4-2 W
9	Nov 28	Mtl. Canadiens	4-2 W
10	Dec 1	@ Mtl. Maroons	2-1 W
11	Dec 5	Mtl. Maroons	1-3 L
12	Dec 12	NY Rangers	3-5 L (OT)
13	Dec 17	@ NY Americans	5-1 W
14	Dec 19	NY Americans	3-1 W
15	Dec 22	@ Boston	4-2 W
16	Dec 26	Boston	1-2 L
17	Dec 31	@ Mtl. Maroons	1-3 L (OT)
18	Jan 2	Mtl. Maroons	0-0 T
19	Jan 3	@ Detroit	2-4 L
20	Jan 7	@ Mtl. Canadiens	1-4 L
21	Jan 9	Mtl. Canadiens	2-1 W
22	Jan 10	@ Chicago	1-2 L
23	Jan 16	Chicago	3-2 W (OT)
24	Jan 19	@ Boston	6-2 W
25	Jan 21	@ NY Americans	3-6 L
26	Jan 23	NY Rangers	4-0 W
27	Jan 24	@ NY Rangers	2-4 L
28	Jan 26	Mtl. Canadiens	1-3 L
29	Jan 30	Mtl. Maroons	7-4 W
30	Feb 2	@ Mtl. Maroons	1-3 L
31	Feb 4	@ NY Americans	2-1 W
32	Feb 6	NY Americans	5-0 W
33	Feb 9	NY Rangers	1-5 L
34	Feb 13	Boston	0-3 L
35	Feb 14	@ Detroit	3-3 T
36	Feb 18	Detroit	3-1 W
37	Feb 20	NY Americans	4-3 W
38	Feb 21	@ NY Americans	1-3 L
39	Feb 23	@ NY Rangers	1-2 L
40	Feb 25	@ Mtl. Canadiens	3-1 W
41	Feb 27	Mtl. Maroons	3-2 W
42	Mar 6	Mtl. Canadiens	3-1 W (OT)
43	Mar 7	@ Chicago	2-2 T
44	Mar 11	@ Mtl. Maroons	2-3 L
45	Mar 13	Chicago	3-2 W
46	Mar 16	@ Boston	1-1 T
47	Mar 18	@ Montreal	2-1 W
48	Mar 20	Detroit	3-2 W



1937-38

(24-15-9 / 57 Points / 1st in Canadian Division)

GENERAL MANAGER: Conn Smythe**HEAD COACH:** Dick Irvin**CAPTAIN:** Charlie Conacher

PLAYER	POS	GP	G	A	PTS	PIM
Gordie Drillon	R	48	26	26	52	4
Syl Apps	C	47	21	29	50	9
Bill Thoms	C	48	14	24	38	14
Busher Jackson	L	48	17	17	34	18
Buzz Boll	L	44	14	11	25	18
Red Horner	D	47	4	20	24	82
Nick Metz	L	48	15	7	22	12
Jimmy Fowler	D	48	10	12	22	8
Bob Davidson	L	48	3	17	20	52
Pep Kelly	R	43	9	10	19	25
Charlie Conacher	R	19	7	9	16	6
Murph Chamberlain	L	43	4	12	16	51
George Parsons	L	30	5	6	11	6
Reg Hamilton	D	45	1	4	5	43
Bingo Kampman	D	32	1	2	3	56
Murray Armstrong	C	9	0	0	0	0
Turk Broda	G	48	0	0	0	0
Chuck Corrigan	R	3	0	0	0	0

PLAYER	POS	GP	W	L	T/O	GA	GAA	SO	PIM	MIN
Turk Broda	G	48	24	15	9	127	2.56	6	0	2980

HOME ARENA

Maple Leaf Gardens (Capacity: 12,473)

PLAYOFF RESULT

Lost Final

UNIFORMS

HOME



AWAY



GP	DATE	OPPONENT	RESULT
1	Nov 4	Detroit	2-2 T
2	Nov 6	NY Americans	6-3 W
3	Nov 13	Chicago	7-3 W
4	Nov 14	@ Chicago	3-3 T
5	Nov 18	@ Mtl. Canadiens	6-6 T
6	Nov 20	Boston	2-3 L
7	Nov 21	@ Detroit	5-0 W
8	Nov 23	@ Mtl. Maroons	1-2 L
9	Nov 25	@ NY Rangers	3-1 W
10	Nov 27	Mtl. Maroons	4-0 W
11	Dec 4	Mtl. Canadiens	3-3 T
12	Dec 11	NY Rangers	3-6 L
13	Dec 14	@ Boston	1-3 L
14	Dec 16	@ Mtl. Canadiens	4-2 W
15	Dec 18	NY Americans	3-2 W
16	Dec 25	Detroit	1-1 T
17	Dec 26	@ Detroit	3-1 W
18	Dec 28	@ NY Americans	3-0 W
19	Jan 1	Montreal	6-4 W
20	Jan 4	@ Boston	3-6 L
21	Jan 6	@ Mtl. Maroons	3-6 L
22	Jan 8	NY Rangers	3-2 W
23	Jan 13	Mtl. Maroons	3-2 W
24	Jan 15	Chicago	4-4 T
25	Jan 16	@ Chicago	7-2 W
26	Jan 20	@ NY Americans	1-1 T
27	Jan 22	Boston	1-9 L
28	Jan 29	Detroit	4-1 W
29	Feb 1	@ Mtl. Canadiens	1-6 L
30	Feb 3	Mtl. Canadiens	3-0 W
31	Feb 5	Boston	3-1 W
32	Feb 6	@ NY Rangers	1-2 L
33	Feb 10	Mtl. Maroons	3-0 W (OT)
34	Feb 12	Chicago	1-2 L
35	Feb 13	@ Chicago	1-1 T
36	Feb 17	@ Mtl. Maroons	2-1 W
37	Feb 19	NY Americans	0-4 L
38	Feb 20	@ NY Americans	3-2 W
39	Feb 22	@ Boston	0-2 L
40	Feb 26	NY Rangers	2-4 L
41	Mar 1	@ Mtl. Maroons	5-3 W
42	Mar 5	Mtl. Maroons	2-0 W
43	Mar 6	@ Mtl. Canadiens	6-3 W
44	Mar 8	@ NY Rangers	3-4 L
45	Mar 12	Mtl. Canadiens	3-3 T
46	Mar 17	@ Detroit	7-2 W
47	Mar 19	NY Americans	8-5 W
48	Mar 20	@ NY Americans	2-4 L



1937-38 Toronto Maple Leafs



1938-39

(19-20-9 / 47 Points / 3rd in NHL)
GENERAL MANAGER: Conn Smythe
HEAD COACH: Dick Irvin
CAPTAIN: Red Horner

PLAYER	POS	GP	G	A	PTS	PIM
Syl Apps	C	44	15	25	40	4
Gordie Drillon	R	40	18	16	34	15
Busher Jackson	L	41	10	17	27	12
Murph Chamberlain	L	48	10	16	26	32
Doc Romnes	L/C	36	7	16	23	0
Pep Kelly	R	48	11	11	22	12
Nick Metz	L	47	11	10	21	15
Gus Marker	R	29	9	6	15	11
George Parsons	L	43	7	7	14	14
Bob Davidson	L	47	4	10	14	29
Red Horner	D	48	4	10	14	85
Bingo Kampman	D	41	2	8	10	52
Jimmy Fowler	D	39	1	6	7	9
Reg Hamilton	D	48	0	7	7	54
Bucko McDonald	D	33	3	3	6	20
Bill Thoms	C	12	1	4	5	4
Jack Church	D	3	0	2	2	2
Pete Langle	C	2	1	0	1	0
Murray Armstrong	C	3	0	1	1	0
Buzz Boll	L	11	0	0	0	0
Turk Broda	G	48	0	0	0	0
Red Heron	C	6	0	0	0	0
Norm Mann	R/C	16	0	0	0	2

PLAYER	POS	GP	W	L	T/O	GA	GAA	SO	PIM	MIN
Turk Broda	G	48	19	20	9	107	2.15	8	0	2990

HOME ARENA

Maple Leaf Gardens (Capacity: 12,473)

PLAYOFF RESULT

Lost Final

UNIFORMS

HOME



AWAY



GP	DATE	OPPONENT	RESULT
1	Nov 3	Boston	2-3 L
2	Nov 5	Chicago	0-2 L
3	Nov 10	@ Montreal	2-0 W
4	Nov 12	Montreal	4-1 W
5	Nov 15	@ Boston	1-1 T
6	Nov 17	@ NY Americans	1-0 W
7	Nov 19	NY Americans	1-2 L (OT)
8	Nov 20	@ Chicago	1-1 T
9	Nov 24	@ NY Rangers	2-6 L
10	Nov 26	Detroit	5-0 W
11	Dec 3	Montreal	1-3 L
12	Dec 4	@ Detroit	0-1 L
13	Dec 10	Chicago	4-1 W
14	Dec 15	@ Chicago	4-4 T
15	Dec 17	NY Rangers	2-3 L
16	Dec 24	Detroit	2-0 W
17	Dec 26	@ NY Rangers	2-0 W
18	Dec 27	@ Boston	2-8 L
19	Dec 31	NY Americans	2-3 L
20	Jan 1	@ NY Americans	1-5 L
21	Jan 3	Montreal	2-2 T
22	Jan 7	Boston	2-0 W
23	Jan 8	@ Chicago	0-1 L
24	Jan 12	@ Montreal	9-4 W
25	Jan 14	Chicago	3-1 W
26	Jan 15	@ Detroit	0-1 L
27	Jan 17	@ Boston	1-2 L
28	Jan 21	NY Americans	7-2 W
29	Jan 24	@ NY Americans	1-4 L
30	Jan 28	Detroit	6-0 W
31	Jan 29	@ Detroit	2-2 T
32	Feb 2	Boston	1-2 L
33	Feb 4	NY Rangers	2-4 L
34	Feb 5	@ NY Rangers	5-5 T
35	Feb 7	@ Boston	0-2 L
36	Feb 11	Montreal	3-3 T
37	Feb 12	@ Montreal	4-3 W
38	Feb 18	NY Rangers	2-1 W
39	Feb 19	@ Chicago	4-3 W (OT)
40	Feb 25	Boston	1-0 W
41	Feb 26	@ Detroit	1-5 L
42	Feb 28	@ NY Americans	1-1 T
43	Mar 2	@ Montreal	1-3 L
44	Mar 4	Chicago	1-1 T
45	Mar 11	Detroit	5-1 W
46	Mar 14	NY Americans	7-3 W
47	Mar 18	NY Rangers	2-1 W
48	Mar 19	@ NY Rangers	2-6 L



1939-40

(25-17-6 / 56 Points / 3rd in NHL)

GENERAL MANAGER: Conn Smythe**HEAD COACH:** Dick Irvin**CAPTAIN:** Red Horner

PLAYER	POS	GP	G	A	PTS	PIM
Gordie Drillon	R	43	21	19	40	13
Syl Apps	C	27	13	17	30	5
Sweeney Schriner	L	39	11	15	26	10
Bob Davidson	L	48	8	18	26	56
Red Heron	C	42	11	12	23	12
Murph Chamberlain	L	40	5	17	22	63
Pete Langelle	C	39	7	14	21	2
Pep Kelly	R	34	11	9	20	15
Gus Marker	R	42	10	9	19	15
Bingo Kampman	D	39	6	9	15	59
Lex Chisholm	C/R	28	6	8	14	11
Nick Metz	L	31	6	5	11	2
Hank Goldup	L	21	6	4	10	2
Billy Taylor	C	29	4	6	10	9
Red Horner	D	31	1	9	10	87
Wally Stanowski	D	27	2	7	9	11
Bucko McDonald	D	34	2	5	7	13
Jack Church	D	31	1	4	5	62
Reg Hamilton	D	23	2	2	4	23
Don Metz	R	10	1	1	2	4
Turk Broda	G	47	0	0	0	0
Phil Stein	G	1	0	0	0	0

PLAYER	POS	GP	W	L	T/O	GA	GAA	SO	PIM	MIN
Turk Broda	G	47	25	17	5	108	2.23	4	0	2900
Phil Stein	G	1	0	0	1	2	1.71	0	0	70

HOME ARENA

Maple Leaf Gardens (Capacity: 12,473)

PLAYOFF RESULT

Lost Final

UNIFORMS

HOME



AWAY



GP	DATE	OPPONENT	RESULT
1	Nov 4	Boston	5-0 W
2	Nov 11	NY Rangers	1-1 T
3	Nov 12	@ NY Rangers	1-0 W
4	Nov 18	Detroit	3-0 W
5	Nov 19	@ Detroit	7-1 W
6	Nov 25	NY Americans	4-3 W
7	Nov 26	@ NY Americans	1-2 L (OT)
8	Nov 28	@ Boston	2-6 L
9	Dec 2	Chicago	3-3 T
10	Dec 3	@ Chicago	3-1 W (OT)
11	Dec 7	@ Montreal	1-4 L
12	Dec 9	Montreal	3-0 W
13	Dec 14	Boston	1-1 T
14	Dec 16	NY Americans	5-1 W
15	Dec 17	@ NY Americans	4-1 W
16	Dec 19	@ Boston	2-3 L (OT)
17	Dec 21	@ Chicago	1-3 L
18	Dec 23	Detroit	5-1 W
19	Dec 25	@ NY Rangers	1-4 L
20	Dec 28	@ Montreal	6-4 W
21	Dec 30	Chicago	4-2 W
22	Dec 31	@ Detroit	3-2 W
23	Jan 4	@ Chicago	1-2 L
24	Jan 6	Montreal	3-1 W
25	Jan 9	@ NY Americans	3-2 W
26	Jan 11	Boston	2-5 L
27	Jan 13	NY Rangers	1-4 L
28	Jan 18	Detroit	2-2 T
29	Jan 20	NY Americans	5-1 W
30	Jan 21	@ Detroit	2-3 L
31	Jan 23	@ Boston	1-4 L
32	Jan 25	@ NY Rangers	0-3 L
33	Jan 27	Montreal	3-1 W
34	Feb 3	Chicago	2-3 L
35	Feb 8	@ NY Rangers	1-2 L
36	Feb 10	NY Rangers	4-4 T
37	Feb 17	Montreal	3-1 W
38	Feb 18	@ Montreal	2-1 W
39	Feb 20	@ Boston	0-5 L
40	Feb 22	@ Detroit	2-1 W
41	Feb 24	Boston	3-1 W
42	Feb 29	Detroit	3-1 W
43	Mar 2	NY Rangers	1-1 T
44	Mar 9	Chicago	5-2 W
45	Mar 10	@ Chicago	1-2 L
46	Mar 14	@ Montreal	8-4 W
47	Mar 16	NY Americans	8-6 W
48	Mar 17	@ NY Americans	2-5 L

Did you Know...



Red Horner

Red Horner played his entire 12-year NHL career with the Maple Leafs from 1928-1940. He led the NHL in penalty minutes in seven of eight seasons from 1932-40, including an NHL record five-straight seasons (1932-37) that still stands today. Horner, inducted into the Hockey Hall of Fame in 1965, was considered one of the hardest hitters of his era and retired in 1940 as the NHL's all-time penalty minute leader with 1,254.



1940-41

(28-14-6 / 62 Points / 2nd in NHL)
GENERAL MANAGER: Conn Smythe
HEAD COACH: Hap Day
CAPTAIN: Syl Apps

PLAYER	POS	GP	G	A	PTS	PIM
Gordie Drillon	R	42	23	21	44	2
Syl Apps	C	41	20	24	44	6
Sweeney Schriner	L	48	24	14	38	6
Nick Metz	L	47	14	21	35	10
Billy Taylor	C	47	9	26	35	15
Wally Stanowski	D	47	7	14	21	35
Pete Langelle	C	47	4	15	19	0
Bucko McDonald	D	31	6	11	17	12
Hank Goldup	L	26	10	5	15	9
Reg Hamilton	D	45	3	12	15	59
Red Heron	C	35	9	5	14	12
Don Metz	R	31	4	10	14	6
Gus Marker	R	27	4	5	9	10
Bob Davidson	L	37	3	6	9	39
Bingo Kampman	D	39	1	4	5	53
Lex Chisholm	C/R	26	4	0	4	8
Norm Mann	R/C	15	0	3	3	2
Jack Church	D	11	0	1	1	22
Turk Broda	G	48	0	0	0	0

PLAYER	POS	GP	W	L	T/O	GA	GAA	SO	PIM	MIN
Turk Broda	G	48	28	14	6	99	2.00	5	0	2970

HOME ARENA

Maple Leaf Gardens (Capacity: 12,627)

PLAYOFF RESULT

Lost Semi-Final

UNIFORMS

HOME



AWAY



GP	DATE	OPPONENT	RESULT
1	Nov 2	NY Rangers	1-4 L
2	Nov 9	Detroit	3-0 W
3	Nov 14	@ Montreal	6-2 W
4	Nov 16	Montreal	4-2 W
5	Nov 17	@ Boston	4-1 W
6	Nov 21	@ NY Americans	2-1 W (OT)
7	Nov 23	Chicago	0-1 L
8	Nov 24	@ Chicago	4-2 W
9	Nov 26	@ NY Rangers	4-2 W
10	Nov 30	NY Americans	6-1 W
11	Dec 1	@ Detroit	3-1 W
12	Dec 7	Boston	3-2 W
13	Dec 12	Montreal	4-3 W
14	Dec 14	Chicago	2-1 W
15	Dec 15	@ Chicago	4-1 W
16	Dec 17	@ Boston	2-5 L
17	Dec 21	NY Americans	2-2 T
18	Dec 22	@ NY Americans	1-2 L
19	Dec 25	@ Detroit	2-3 L
20	Dec 28	NY Rangers	3-2 W
21	Dec 29	@ NY Rangers	2-3 L
22	Jan 4	Detroit	1-3 L
23	Jan 7	@ Montreal	4-3 W (OT)
24	Jan 9	NY Rangers	3-2 W (OT)
25	Jan 11	NY Americans	9-0 W
26	Jan 18	Boston	0-1 L
27	Jan 19	@ NY Americans	3-3 T
28	Jan 23	@ Montreal	3-2 W
29	Jan 25	Montreal	2-2 T
30	Jan 26	@ Detroit	2-0 W
31	Jan 30	Detroit	2-1 W
32	Feb 1	Chicago	3-1 W
33	Feb 2	@ Chicago	1-4 L
34	Feb 8	Boston	2-3 L
35	Feb 15	NY Rangers	4-3 W
36	Feb 16	@ NY Rangers	4-1 W
37	Feb 18	@ Boston	2-2 T
38	Feb 20	Montreal	2-1 W
39	Feb 22	Detroit	6-2 W
40	Feb 23	@ Detroit	0-3 L
41	Feb 25	@ NY Americans	4-4 T
42	Mar 1	Boston	0-0 T
43	Mar 6	@ Montreal	3-4 L
44	Mar 8	NY Americans	6-1 W
45	Mar 9	@ NY Rangers	5-8 L
46	Mar 11	@ Boston	2-3 L
47	Mar 15	Chicago	7-1 W
48	Mar 16	@ Chicago	3-0 W



Clarence "Hap" Day & Walter "Turk" Broda



1941-42



(27-18-3 / 57 Points / 2nd in NHL)

GENERAL MANAGER: Conn Smythe**HEAD COACH:** Hap Day**CAPTAIN:** Syl Apps

PLAYER	POS	GP	G	A	PTS	PIM
Gordie Drillon	R	48	23	18	41	6
Syl Apps	C	38	18	23	41	0
Billy Taylor	C	48	12	26	38	20
Sweeney Schriner	L	47	20	16	36	21
Lorne Carr	R	47	16	17	33	4
Pete Langelle	C	48	10	22	32	9
Hank Goldup	L	44	12	18	30	13
Bob Davidson	L	37	6	20	26	39
John McCreedy	R	47	15	8	23	14
Bucko McDonald	D	48	2	19	21	24
Nick Metz	L	30	11	9	20	20
Bob Goldham	D	19	4	7	11	25
Bingo Kampman	D	38	4	7	11	67
Wally Stanowski	D	24	1	7	8	10
Don Metz	R	25	2	3	5	8
Ernie Dickens	D	10	2	2	4	6
Reg Hamilton	D	22	0	4	4	27
Jack Church	D	27	0	3	3	30
Turk Broda	G	48	0	0	0	0

PLAYER	POS	GP	W	L	T/O	GA	GAA	SO	PIM	MIN
Turk Broda	G	48	27	18	3	136	2.76	6	0	2960

HOME ARENA

Maple Leaf Gardens (Capacity: 12,627)

PLAYOFF RESULT

Won Stanley Cup

UNIFORMS

HOME




AWAY



GP	DATE	OPPONENT	RESULT
1	Nov 1	NY Rangers	3-4 L
2	Nov 8	Boston	2-0 W
3	Nov 13	Montreal	4-2 W
4	Nov 15	Detroit	2-1 W
5	Nov 18	@ NY Rangers	8-6 W
6	Nov 20	@ Detroit	4-3 W (OT)
7	Nov 22	Chicago	3-0 W
8	Nov 23	@ Chicago	2-3 L
9	Nov 29	Brooklyn	8-2 W
10	Nov 30	@ Brooklyn	5-1 W
11	Dec 2	@ Boston	1-3 L (OT)
12	Dec 6	Montreal	3-1 W
13	Dec 11	@ Montreal	1-2 L (OT)
14	Dec 13	NY Rangers	2-1 W
15	Dec 14	@ Detroit	4-0 W
16	Dec 20	Chicago	0-2 L
17	Dec 21	@ Chicago	3-0 W
18	Dec 25	Boston	2-0 W
19	Dec 27	Detroit	5-3 W
20	Dec 28	@ Brooklyn	1-2 L
21	Dec 30	@ Boston	1-4 L
22	Jan 1	@ NY Rangers	3-3 T
23	Jan 3	Brooklyn	4-2 W
24	Jan 10	Detroit	4-6 L
25	Jan 15	@ Montreal	3-2 W (OT)
26	Jan 17	Chicago	2-4 L
27	Jan 24	Brooklyn	3-2 W
28	Jan 25	@ Chicago	4-6 L
29	Jan 27	@ Boston	0-0 T
30	Jan 29	Montreal	7-3 W
31	Jan 31	Boston	2-3 L (OT)
32	Feb 1	@ NY Rangers	2-7 L
33	Feb 5	@ Detroit	3-3 T
34	Feb 7	NY Rangers	6-4 W
35	Feb 8	@ Brooklyn	4-3 W
36	Feb 12	@ Montreal	6-4 W
37	Feb 14	Detroit	4-2 W
38	Feb 21	Brooklyn	4-3 W
39	Feb 22	@ Detroit	0-3 L
40	Feb 28	Chicago	8-2 W
41	Mar 1	@ Chicago	4-3 W
42	Mar 3	@ Boston	3-5 L
43	Mar 5	Montreal	2-5 L
44	Mar 7	NY Rangers	4-2 W
45	Mar 8	@ NY Rangers	0-2 L
46	Mar 14	Boston	6-4 W
47	Mar 15	@ Brooklyn	3-6 L
48	Mar 19	@ Montreal	3-7 L

Did you Know...



Syl Apps with the Stanley Cup on April 18, 1942.

In 1942, The Maple Leafs became the first team in NHL history to come back from a 3-0 deficit and win a best-of-seven series. Toronto lost the first-three games of the Stanley Cup Final to the Detroit Red Wings, but rebounded with four-straight wins. Only two other teams have accomplished this feat since; the New York Islanders over the Pittsburgh Penguins in the Quarter-Final in 1975, and the Philadelphia Flyers over the Boston Bruins in the Conference Semi-Final in 2010. The Maple Leafs remain the sole team to do so in the Stanley Cup Final.



1942-43

(22-19-9 / 53 Points / 3rd in NHL)
GENERAL MANAGER: Conn Smythe
HEAD COACH: Hap Day
CAPTAIN: Syl Apps

PLAYER	POS	GP	G	A	PTS	PIM
Lorne Carr	R	50	27	33	60	15
Billy Taylor	C	50	18	42	60	2
Gaye Stewart	L	48	24	23	47	20
Mel Hill	R	49	17	27	44	47
Syl Apps	C	29	23	17	40	2
Babe Pratt	D	40	12	25	37	44
Sweeney Schriner	L	37	19	17	36	13
Bob Davidson	L	50	13	23	36	20
Bud Poile	R	48	16	19	35	24
Reg Hamilton	D	48	4	17	21	68
Jack McLean	C/R	27	9	8	17	33
Jack Forsey	R	19	7	9	16	10
Bucko McDonald	D	40	2	11	13	39
Bobby Copp	D	38	3	9	12	24
Hank Goldup	L	8	1	7	8	4
Jack Hamilton	C	13	1	6	7	4
Shep Mayer	R	12	1	2	3	4
George Boothman	C/D	9	1	1	2	4
Rhys Thomson	D	18	0	2	2	22
Ab DeMarco	C	4	0	1	1	0
Jack Ingoldsby	R/D	8	0	1	1	0
Ted Kennedy	C	2	0	1	1	0
Turk Broda	G	50	0	0	0	0
Buck Jones	D	16	0	0	0	22

PLAYER	POS	GP	W	L	T/O	GA	GAA	SO	PIM	MIN
Turk Broda	G	50	22	19	9	159	3.18	1	0	3000

HOME ARENA

Maple Leaf Gardens (Capacity: 12,627)

PLAYOFF RESULT

Lost Semi-Final

UNIFORM

HOME



AWAY



*Because of wartime restrictions on train scheduling, regular season overtime was discontinued on November 21, 1942. It wasn't revisited by the NHL until the 1983-84 season.

GP	DATE	OPPONENT	RESULT
1	Oct 31	NY Rangers	7-2 W
2	Nov 7	Detroit	5-2 W
3	Nov 12	Boston	3-1 W
4	Nov 14	Chicago	3-4 L
5	Nov 15	@ Chicago	4-5 L
6	Nov 19	@ NY Rangers	7-3 W
7	Nov 21	Montreal	8-0 W*
8	Nov 22	@ Boston	6-7 L
9	Nov 26	@ Detroit	1-2 L
10	Nov 28	NY Rangers	8-6 W
11	Nov 29	@ Chicago	2-3 L
12	Dec 3	@ Montreal	2-4 L
13	Dec 5	Montreal	9-1 W
14	Dec 6	@ Detroit	2-2 T
15	Dec 10	Chicago	7-2 W
16	Dec 12	Detroit	5-4 W
17	Dec 13	@ Chicago	2-5 L
18	Dec 17	@ Montreal	8-1 W
19	Dec 19	Boston	3-3 T
20	Dec 20	@ NY Rangers	8-2 W
21	Dec 22	@ Boston	4-4 T
22	Dec 26	Boston	7-2 W
23	Dec 27	@ NY Rangers	1-3 L
24	Jan 2	Montreal	6-3 W
25	Jan 3	@ Montreal	4-4 T
26	Jan 9	Detroit	0-4 L
27	Jan 10	@ Boston	4-5 L
28	Jan 16	Montreal	8-4 W
29	Jan 17	@ Montreal	0-2 L
30	Jan 21	NY Rangers	7-4 W
31	Jan 23	Chicago	5-3 W
32	Jan 30	Boston	3-5 L
33	Jan 31	@ Chicago	3-3 T
34	Feb 4	Detroit	2-3 L
35	Feb 6	NY Rangers	3-2 W
36	Feb 7	@ Detroit	3-5 L
37	Feb 9	@ Boston	1-3 L
38	Feb 13	Chicago	3-2 W
39	Feb 14	@ NY Rangers	4-4 T
40	Feb 20	Boston	4-2 W
41	Feb 21	@ Chicago	0-5 L
42	Feb 27	Chicago	1-4 L
43	Feb 28	@ Montreal	4-2 W
44	Mar 2	NY Rangers	0-4 L
45	Mar 6	Montreal	2-2 T
46	Mar 7	@ NY Rangers	5-5 T
47	Mar 9	@ Boston	5-5 T
48	Mar 11	@ Detroit	1-2 L
49	Mar 13	Detroit	3-1 W
50	Mar 14	@ Detroit	5-3 W



Lorne Carr



1943-44

(23-23-4 / 50 Points / 3rd in NHL)

GENERAL MANAGER: Conn Smythe**HEAD COACH:** Hap Day**CAPTAIN:** Bob Davidson

PLAYER	POS	GP	G	A	PTS	PIM
Lorne Carr	R	50	36	38	74	9
Gus Bodnar	C	50	22	40	62	18
Babe Pratt	D	50	17	40	57	30
Ted Kennedy	C	49	26	23	49	2
Bob Davidson	L	47	19	28	47	21
Jack Hamilton	C	49	20	17	37	4
George Boothman	C/D	49	16	18	34	14
Moe Morris	D	50	12	21	33	22
Mel Hill	R	17	9	10	19	6
Jack McLean	C/R	32	3	15	18	30
Reg Hamilton	D	39	4	12	16	32
Tom O'Neill	R	33	8	7	15	29
Bud Poile	R	11	6	8	14	9
Don Webster	L	27	7	6	13	28
Bucko McDonald	D	9	2	4	6	8
Jack Ingoldsby	R/D	21	5	0	5	15
Ross Johnstone	D	18	2	0	2	6
Red Carr	L	5	0	1	1	2
Frank Dunlap	L/R	15	0	1	1	2
Paul Bibeault	G	29	0	0	0	0
Benny Grant	G	20	0	0	0	0
Jean Marois	G	1	0	0	0	0
Eric Prentice	L	5	0	0	0	4

PLAYER	POS	GP	W	L	T/O	GA	GAA	SO	PIM	MIN
Paul Bibeault	G	29	13	14	2	87	3.00	5	0	1740
Benny Grant	G	20	9	9	2	83	4.15	0	0	1200
Jean Marois	G	1	1	0	0	4	4.00	0	0	60

HOME ARENA

Maple Leaf Gardens (Capacity: 12,627)

PLAYOFF RESULT

Lost Semi-Final

UNIFORMS

HOME



AWAY



GP	DATE	OPPONENT	RESULT
1	Oct 30	NY Rangers	5-2 W
2	Oct 31	@ Chicago	4-1 W
3	Nov 4	@ Detroit	5-5 T
4	Nov 6	Boston	2-5 L
5	Nov 7	@ NY Rangers	7-4 W
6	Nov 11	Detroit	2-2 T
7	Nov 13	Chicago	1-4 L
8	Nov 18	@ Montreal	2-5 L
9	Nov 20	Montreal	2-7 L
10	Nov 21	@ NY Rangers	5-2 W
11	Nov 23	@ Boston	5-8 L
12	Nov 27	Boston	7-4 W
13	Nov 28	@ Detroit	4-6 L
14	Dec 2	Detroit	6-5 W
15	Dec 4	NY Rangers	11-4 W
16	Dec 11	Montreal	4-2 W
17	Dec 12	@ Chicago	2-3 L
18	Dec 16	Detroit	1-4 L
19	Dec 18	Chicago	8-4 W
20	Dec 19	@ Chicago	5-2 W
21	Dec 21	@ Boston	5-8 L
22	Dec 25	NY Rangers	3-5 L
23	Dec 31	@ NY Rangers	4-0 W
24	Jan 1	@ Boston	5-2 W
25	Jan 4	@ Montreal	3-6 L
26	Jan 6	Chicago	6-1 W
27	Jan 8	Boston	12-3 W
28	Jan 11	Montreal	5-0 W
29	Jan 15	Detroit	4-6 L
30	Jan 16	@ Detroit	1-4 L
31	Jan 18	@ Boston	7-2 W
32	Jan 22	NY Rangers	1-5 L
33	Jan 23	@ Chicago	3-5 L
34	Jan 27	@ Montreal	2-2 T
35	Jan 29	Chicago	3-4 L
36	Feb 5	Detroit	3-1 W
37	Feb 6	@ Detroit	2-3 L
38	Feb 12	Montreal	2-3 L
39	Feb 13	@ NY Rangers	6-3 W
40	Feb 19	Boston	10-4 W
41	Feb 20	@ Chicago	0-0 T
42	Feb 24	@ Montreal	1-3 L
43	Feb 26	Chicago	2-3 L
44	Feb 29	@ Boston	7-3 W
45	Mar 4	Montreal	2-5 L
46	Mar 5	@ Montreal	3-8 L
47	Mar 9	@ NY Rangers	8-0 W
48	Mar 11	NY Rangers	5-0 W
49	Mar 12	@ Detroit	1-4 L
50	Mar 18	Boston	10-2 W



1944-45



(24-22-4 / 52 Points / 3rd in NHL)
GENERAL MANAGER: Conn Smythe
HEAD COACH: Hap Day
CAPTAIN: Bob Davidson

PLAYER	POS	GP	G	A	PTS	PIM
Ted Kennedy	C	49	29	25	54	14
Lorne Carr	R	47	21	25	46	7
Gus Bodnar	C	49	8	36	44	18
Babe Pratt	D	50	18	23	41	39
Sweeney Schriner	L	26	22	15	37	10
Nick Metz	L	50	22	13	35	26
Mel Hill	R	45	18	17	35	14
Bob Davidson	L	50	17	18	35	49
Art Jackson	C	31	9	13	22	6
Reg Hamilton	D	50	3	12	15	41
Wally Stanowski	D	34	2	9	11	16
Pete Backor	D	36	4	5	9	6
Ross Johnstone	D	24	3	4	7	8
Tom O'Neill	R	33	2	5	7	24
John McCreedy	R	17	2	4	6	11
Bill Ezinicki	R	8	1	4	5	17
Jack McLean	C/R	8	2	1	3	13
Moe Morris	D	29	0	2	2	18
Frank McCool	G	50	0	0	0	0

PLAYER	POS	GP	W	L	T/O	GA	GAA	SO	PIM	MIN
Frank McCool	G	50	24	22	4	161	3.22	4	0	3000

HOME ARENA

Maple Leaf Gardens (Capacity: 12,627)

PLAYOFF RESULT

Won Stanley Cup

UNIFORMS

HOME



AWAY



GP	DATE	OPPONENT	RESULT
1	Oct 28	NY Rangers	2-1 W
2	Oct 29 @	Chicago	11-5 W
3	Nov 2 @	Montreal	4-1 W
4	Nov 4	Boston	7-2 W
5	Nov 9 @	NY Rangers	6-3 W
6	Nov 11	Montreal	3-1 W
7	Nov 12 @	Detroit	2-4 L
8	Nov 15	Detroit	4-8 L
9	Nov 18	Chicago	5-4 W
10	Nov 19 @	Chicago	4-3 W
11	Nov 23 @	Boston	1-5 L
12	Nov 25	Montreal	2-0 W
13	Nov 26 @	Montreal	1-4 L
14	Dec 2	NY Rangers	4-3 W
15	Dec 3 @	Boston	4-5 L
16	Dec 9	Boston	3-5 L
17	Dec 14 @	Montreal	2-2 T
18	Dec 16	Detroit	1-1 T
19	Dec 23	Detroit	4-5 L
20	Dec 25 @	Detroit	4-6 L
21	Dec 27 @	NY Rangers	8-2 W
22	Dec 30	Chicago	4-0 W
23	Jan 4	Montreal	4-2 W
24	Jan 6	Detroit	2-5 L
25	Jan 9	NY Rangers	4-5 L
26	Jan 11 @	Montreal	4-7 L
27	Jan 13	Boston	2-1 W
28	Jan 14 @	Detroit	0-3 L
29	Jan 16 @	Boston	3-5 L
30	Jan 20	Chicago	8-4 W
31	Jan 21 @	Chicago	0-4 L
32	Jan 27	NY Rangers	3-0 W
33	Jan 28 @	NY Rangers	7-0 W
34	Feb 3	Boston	2-4 L
35	Feb 4 @	Chicago	4-3 W
36	Feb 6 @	Boston	5-1 W
37	Feb 10	Chicago	1-2 L
38	Feb 11 @	Chicago	1-2 L
39	Feb 17	Montreal	3-4 L
40	Feb 18 @	Detroit	1-6 L
41	Feb 24	NY Rangers	4-4 T
42	Feb 25 @	Montreal	2-5 L
43	Feb 27	Chicago	3-3 T
44	Mar 3	Montreal	3-2 W
45	Mar 4 @	NY Rangers	6-3 W
46	Mar 6 @	Boston	5-2 W
47	Mar 10	Boston	9-2 W
48	Mar 11 @	Detroit	3-2 W
49	Mar 17	Detroit	3-4 L
50	Mar 18 @	NY Rangers	5-6 L



David "Sweeney" Schriner & Frank McCool



1945-46

(19-24-7 / 45 Points / 5th in NHL)

GENERAL MANAGER: Conn Smythe**HEAD COACH:** Hap Day**CAPTAIN:** Syl Apps

PLAYER	POS	GP	G	A	PTS	PIM
Gaye Stewart	L	50	37	15	52	8
Billy Taylor	C	48	23	18	41	14
Syl Apps	C	40	24	16	40	2
Gus Bodnar	C	49	14	23	37	14
Babe Pratt	D	41	5	20	25	36
Nick Metz	L	41	11	11	22	4
Bob Goldham	D	49	7	14	21	44
Sweeney Schriener	L	47	13	6	19	15
Bob Davidson	L	41	9	9	18	12
Jack Hamilton	C	40	7	9	16	12
Lorne Carr	R	42	5	8	13	2
Wally Stanowski	D	45	3	10	13	10
Mel Hill	R	35	5	7	12	10
Bill Ezinicki	R	24	4	8	12	29
Bud Poile	R	9	1	8	9	0
Moe Morris	D	38	1	5	6	10
Ted Kennedy	C	21	3	2	5	4
Ernie Dickens	D	15	1	3	4	6
Don Metz	R	7	1	0	1	0
Doug Baldwin	D	15	0	1	1	6
Jimmy Thomson	D	5	0	1	1	4
Baz Bastien	G	5	0	0	0	0
Gordie Bell	G	8	0	0	0	0
Turk Broda	G	15	0	0	0	0
Frank McCool	G	22	0	0	0	5

PLAYER	POS	GP	W	L	T/O	GA	GAA	SO	PIM	MIN
Frank McCool	G	22	10	9	3	81	3.68	0	5	1320
Turk Broda	G	15	6	6	3	53	3.53	0	0	900
Gordie Bell	G	8	3	5	0	31	3.87	0	0	480
Baz Bastien	G	5	0	4	1	20	4.00	0	0	300

HOME ARENA

Maple Leaf Gardens (Capacity: 12,627)

PLAYOFF RESULT

Out of Playoffs

UNIFORMS

HOME



AWAY



1945-46 Toronto Maple Leafs

GP	DATE	OPPONENT	RESULT
1	Oct 27	Boston	1-1 T
2	Nov 1	@ Montreal	2-4 L
3	Nov 3	NY Rangers	1-4 L
4	Nov 4	@ Chicago	4-7 L
5	Nov 7	Boston	3-4 L
6	Nov 8	@ Detroit	2-3 L
7	Nov 10	Chicago	3-2 W
8	Nov 11	@ Chicago	3-5 L
9	Nov 14	Montreal	1-6 L
10	Nov 17	Detroit	5-6 L
11	Nov 18	@ NY Rangers	3-1 W
12	Nov 24	NY Rangers	4-3 W
13	Nov 25	@ Boston	3-5 L
14	Dec 1	Chicago	2-8 L
15	Dec 2	@ Chicago	5-3 W
16	Dec 8	Montreal	0-1 L
17	Dec 9	@ NY Rangers	1-2 L
18	Dec 13	@ Montreal	4-3 W
19	Dec 15	Detroit	3-1 W
20	Dec 16	@ Boston	3-3 T
21	Dec 22	NY Rangers	5-5 T
22	Dec 23	@ NY Rangers	4-3 W
23	Dec 25	@ Detroit	3-6 L
24	Dec 26	Montreal	2-4 L
25	Dec 29	Boston	3-4 L
26	Jan 1	@ Chicago	1-3 L
27	Jan 5	Chicago	0-3 L
28	Jan 10	@ Montreal	5-4 W
29	Jan 12	Detroit	9-3 W
30	Jan 19	NY Rangers	3-1 W
31	Jan 20	@ Detroit	3-1 W
32	Jan 23	@ Boston	1-7 L
33	Jan 26	Chicago	6-5 W
34	Feb 2	Boston	3-5 L
35	Feb 3	@ NY Rangers	6-6 T
36	Feb 6	@ Boston	3-3 T
37	Feb 9	Detroit	4-1 W
38	Feb 10	@ Detroit	2-2 T
39	Feb 16	Montreal	2-4 L
40	Feb 23	Boston	7-2 W
41	Feb 24	@ Montreal	2-6 L
42	Feb 27	NY Rangers	4-6 L
43	Mar 2	Chicago	9-4 W
44	Mar 3	@ NY Rangers	5-2 W
45	Mar 6	@ Chicago	5-2 W
46	Mar 9	Montreal	1-2 L
47	Mar 10	@ Boston	3-7 L
48	Mar 14	@ Montreal	2-2 T
49	Mar 16	Detroit	7-3 W
50	Mar 17	@ Detroit	11-7 W



1946-47



(31-19-10 / 72 Points / 2nd in NHL)
GENERAL MANAGER: Conn Smythe
HEAD COACH: Hap Day
CAPTAIN: Syl Apps

PLAYER	POS	GP	G	A	PTS	PIM
Ted Kennedy	C	60	28	32	60	27
Syl Apps	C	54	25	24	49	6
Howie Meeker	R	55	27	18	45	76
Bill Ezinicki	R	60	17	20	37	93
Bud Poile	R	59	19	17	36	19
Harry Watson	L	44	19	15	34	10
Gaye Stewart	L	60	19	14	33	15
Joe Klukay	L	55	9	20	29	12
Nick Metz	L	60	12	16	28	15
Vic Lynn	L/D	31	6	14	20	44
Wally Stanowski	D	51	3	16	19	12
Gus Mortson	D	60	5	13	18	133
Jimmy Thomson	D	60	2	14	16	97
Don Metz	R	40	4	9	13	10
Gus Bodnar	C	39	4	6	10	10
Bill Barilko	D	18	3	7	10	33
Garth Boesch	D	35	4	5	9	47
Sid Smith	L	14	2	1	3	0
Bob Goldham	D	11	1	1	2	10
Harry Taylor	C	9	0	2	2	0
Turk Broda	G	60	0	0	0	0
Bob Dawes	D/C	1	0	0	0	0

PLAYER	POS	GP	W	L	T/O	GA	GAA	SO	PIM	MIN
Turk Broda	G	60	31	19	10	172	2.87	4	0	3600

HOME ARENA

Maple Leaf Gardens (Capacity: 12,598)

PLAYOFF RESULT

Won Stanley Cup

UNIFORMS

HOME




AWAY



GP	DATE	OPPONENT	RESULT
1	Oct 16	@ Detroit	3-3 T
2	Oct 19	Detroit	6-3 W
3	Oct 23	@ Boston	3-3 T
4	Oct 26	Chicago	2-1 W
5	Oct 30	@ Chicago	5-2 W
6	Nov 1	@ Montreal	1-1 T
7	Nov 2	Boston	0-5 L
8	Nov 9	NY Rangers	4-2 W
9	Nov 10	@ Chicago	4-2 W
10	Nov 16	Montreal	3-0 W
11	Nov 17	@ NY Rangers	5-4 W
12	Nov 20	@ Boston	1-4 L
13	Nov 23	Detroit	2-4 L
14	Nov 24	@ Detroit	5-0 W
15	Nov 27	@ Chicago	2-5 L
16	Nov 30	Chicago	11-0 W
17	Dec 4	@ Boston	2-2 T
18	Dec 7	Boston	5-1 W
19	Dec 8	@ Detroit	5-4 W
20	Dec 11	Montreal	2-3 L
21	Dec 14	NY Rangers	3-2 W
22	Dec 15	@ Chicago	4-3 W
23	Dec 19	Detroit	3-1 W
24	Dec 21	Chicago	3-1 W
25	Dec 22	@ NY Rangers	3-1 W
26	Dec 25	@ Detroit	2-1 W
27	Dec 26	@ Montreal	1-4 L
28	Dec 28	Boston	4-3 W
29	Jan 1	Detroit	2-1 W
30	Jan 2	@ NY Rangers	5-4 W
31	Jan 4	NY Rangers	0-2 L
32	Jan 8	Chicago	10-4 W
33	Jan 11	Boston	4-3 W
34	Jan 12	@ NY Rangers	2-3 L
35	Jan 15	Montreal	2-1 W
36	Jan 16	@ Montreal	1-1 T
37	Jan 18	Detroit	7-4 W
38	Jan 19	@ Boston	2-3 L
39	Jan 25	NY Rangers	0-1 L
40	Jan 26	@ Chicago	6-6 T
41	Jan 30	@ Montreal	0-2 L
42	Feb 1	Chicago	4-5 L
43	Feb 6	@ Montreal	2-8 L
44	Feb 8	Boston	5-2 W
45	Feb 15	Montreal	4-4 T
46	Feb 16	@ NY Rangers	2-6 L
47	Feb 19	@ Chicago	3-5 L
48	Feb 22	NY Rangers	2-0 W
49	Feb 23	@ Montreal	2-2 T
50	Feb 26	Montreal	0-1 L
51	Feb 27	@ Detroit	3-3 T
52	Mar 1	Detroit	4-5 L
53	Mar 5	@ Boston	4-5 L
54	Mar 8	Chicago	12-4 W
55	Mar 9	@ NY Rangers	4-2 W
56	Mar 15	Boston	5-5 T
57	Mar 16	@ Boston	3-5 L
58	Mar 19	Montreal	5-4 W
59	Mar 22	NY Rangers	5-3 W
60	Mar 23	@ Detroit	5-3 W

Did you Know...



The first "official" All Star game was held at Maple Leaf Gardens on October 13, 1947, with proceeds divided between Toronto charities and the NHL Player's Emergency (Benevolent and Disability) Fund. The game saw the Maple Leafs edged 4-3 by a team comprised of All-Stars (pictured left) from the other five NHL teams. Also during the 1946-47 season and prior to the All-Star game, Maple Leaf Gardens became the first arena to have Plexiglas installed in the end zones of the rink (pictured right).





1947-48



(32-15-13 / 77 Points / 1st in NHL)

GENERAL MANAGER: Conn Smythe**HEAD COACH:** Hap Day**CAPTAIN:** Syl Apps

PLAYER	POS	GP	G	A	PTS	PIM
Syl Apps	C	55	26	27	53	12
Max Bentley	C	53	23	25	48	10
Ted Kennedy	C	60	25	21	46	32
Harry Watson	L	57	21	20	41	16
Howie Meeker	R	58	14	20	34	62
Vic Lynn	L/D	60	12	22	34	53
Bill Ezinicki	R	60	11	20	31	97
Joe Klukay	L	59	15	15	30	28
Jimmy Thomson	D	59	0	29	29	82
Gus Mortson	D	58	7	11	18	118
Sid Smith	L	31	7	10	17	10
Bill Barilko	D	57	5	9	14	147
Wally Stanowski	D	54	2	11	13	12
Nick Metz	L	60	4	8	12	8
Don Metz	R	26	4	6	10	2
Garth Boesch	D	45	2	7	9	52
Cy Thomas	L/R	8	1	2	3	4
Bud Poile	R	4	2	0	2	0
Gaye Stewart	L	7	1	0	1	0
John McCormack	C	3	0	1	1	0
Turk Broda	G	60	0	0	0	2
Fleming MacKell	C	3	0	0	0	2
Tod Sloan	C/R	1	0	0	0	0

PLAYER	POS	GP	W	L	T/O	GA	GAA	SO	PIM	MIN
Turk Broda	G	60	32	15	13	143	2.38	5	2	3600

HOME ARENA

Maple Leaf Gardens (Capacity: 14,550)

PLAYOFF RESULT

Won Stanley Cup

UNIFORMS

HOME



AWAY



GP	DATE	OPPONENT	RESULT
1	Oct 18	Detroit	2-2 T
2	Oct 19	@ Detroit	0-2 L
3	Oct 22	NY Rangers	3-1 W
4	Oct 25	Chicago	5-1 W
5	Oct 29	Montreal	3-1 W
6	Nov 1	Boston	1-1 T
7	Nov 2	@ NY Rangers	4-7 L
8	Nov 6	@ Montreal	0-3 L
9	Nov 8	NY Rangers	7-2 W
10	Nov 9	@ Detroit	6-0 W
11	Nov 12	Chicago	4-5 L
12	Nov 15	Detroit	5-3 W
13	Nov 16	@ Chicago	5-4 W
14	Nov 19	@ Boston	2-7 L
15	Nov 22	Boston	4-3 W
16	Nov 27	@ Montreal	0-2 L
17	Nov 29	Montreal	3-1 W
18	Nov 30	@ Boston	0-0 T
19	Dec 3	@ NY Rangers	4-1 W
20	Dec 6	Chicago	12-5 W
21	Dec 7	@ Chicago	3-2 W
22	Dec 10	@ Detroit	2-2 T
23	Dec 13	NY Rangers	1-4 L
24	Dec 14	@ Boston	1-1 T
25	Dec 20	Detroit	4-4 T
26	Dec 21	@ Chicago	3-1 W
27	Dec 25	@ Montreal	3-0 W
28	Dec 27	Boston	2-1 W
29	Dec 28	@ NY Rangers	1-1 T
30	Jan 1	Montreal	2-1 W
31	Jan 3	NY Rangers	5-5 T
32	Jan 10	Chicago	6-4 W
33	Jan 11	@ Detroit	2-2 T
34	Jan 15	@ Montreal	4-8 L
35	Jan 17	Boston	4-1 W
36	Jan 18	@ NY Rangers	2-2 T
37	Jan 21	@ Boston	1-2 L
38	Jan 24	Chicago	2-1 W
39	Jan 25	@ Chicago	4-4 T
40	Jan 28	Montreal	3-3 T
41	Jan 31	Detroit	3-2 W
42	Feb 1	@ Detroit	0-3 L
43	Feb 4	@ Boston	4-2 W
44	Feb 7	NY Rangers	3-0 W
45	Feb 14	Montreal	4-2 W
46	Feb 15	@ NY Rangers	4-4 T
47	Feb 19	@ Montreal	1-3 L
48	Feb 21	Detroit	3-2 W
49	Feb 22	@ Chicago	3-2 W
50	Feb 25	Boston	4-2 W
51	Feb 28	Chicago	4-3 W
52	Mar 2	@ NY Rangers	0-1 L
53	Mar 3	Montreal	2-3 L
54	Mar 6	NY Rangers	2-1 W
55	Mar 7	@ Boston	1-3 L
56	Mar 11	@ Montreal	1-3 L
57	Mar 13	Boston	5-2 W
58	Mar 14	@ Chicago	3-0 W
59	Mar 20	Detroit	5-3 W
60	Mar 21	@ Detroit	5-2 W



1948-49



(22-25-13 / 57 Points / 4th in NHL)
GENERAL MANAGER: Conn Smythe
HEAD COACH: Hap Day
CAPTAIN: Ted Kennedy

PLAYER	POS	GP	G	A	PTS	PIM
Harry Watson	L	60	26	19	45	0
Max Bentley	C	60	19	22	41	18
Ted Kennedy	C	59	18	21	39	25
Cal Gardner	C	53	13	22	35	35
Bill Ezinicki	R	52	13	15	28	145
Joe Klukay	L	45	11	10	21	11
Jimmy Thomson	D	60	4	16	20	56
Vic Lynn	L/D	52	7	9	16	36
Ray Timgren	L	36	3	12	15	9
Gus Mortson	D	60	2	13	15	85
Howie Meeker	R	30	7	7	14	56
Harry Taylor	C	42	4	7	11	30
Garth Boesch	D	59	1	10	11	43
Don Metz	R	33	4	6	10	12
Bill Barilko	D	60	5	4	9	95
Tod Sloan	C/R	29	3	4	7	0
Les Costello	L	15	2	3	5	11
Bill Juzda	D	38	1	2	3	23
Frank Mathers	D	15	1	2	3	2
Ray Ceresino	R	12	1	1	2	2
Fleming MacKell	C	11	1	1	2	6
Bob Dawes	D/C	5	1	0	1	0
Al Buchanan	L	3	0	1	1	2
Chuck Blair	R	1	0	0	0	0
Turk Broda	G	60	0	0	0	0
Ray Hannigan	R	3	0	0	0	2
Stan Kemp	D	1	0	0	0	2
John McCormack	C	1	0	0	0	0
Sid Smith	L	1	0	0	0	0

PLAYER	POS	GP	W	L	T/O	GA	GAA	SO	PIM	MIN
Turk Broda	G	60	22	25	13	161	2.68	5	0	3600

HOME ARENA

Maple Leaf Gardens (Capacity: 14,550)

PLAYOFF RESULT

Won Stanley Cup

UNIFORMS

HOME



AWAY



GP	DATE	OPPONENT	RESULT
1	Oct 16	Boston	1-4 L
2	Oct 21	@ Montreal	0-5 L
3	Oct 23	Chicago	6-1 W
4	Oct 24	@ Detroit	1-2 L
5	Oct 27	Montreal	3-2 W
6	Oct 30	Detroit	2-1 W
7	Oct 31	@ Chicago	1-2 L
8	Nov 6	NY Rangers	3-3 T
9	Nov 13	Chicago	3-6 L
10	Nov 14	@ NY Rangers	4-4 T
11	Nov 17	@ Boston	1-2 L
12	Nov 20	Boston	2-2 T
13	Nov 21	@ Chicago	3-3 T
14	Nov 24	Montreal	3-3 T
15	Nov 25	@ Montreal	2-0 W
16	Nov 27	NY Rangers	3-0 W
17	Nov 28	@ Boston	2-6 L
18	Dec 1	@ Detroit	3-5 L
19	Dec 4	Chicago	4-6 L
20	Dec 5	@ Chicago	2-0 W
21	Dec 8	Detroit	3-4 L
22	Dec 11	Boston	3-2 W
23	Dec 12	@ Boston	4-3 W
24	Dec 15	@ NY Rangers	1-3 L
25	Dec 18	NY Rangers	3-3 T
26	Dec 19	@ Detroit	1-5 L
27	Dec 25	Detroit	2-1 W
28	Dec 30	@ Montreal	2-3 L
29	Jan 1	Montreal	5-3 W
30	Jan 2	@ NY Rangers	2-4 L
31	Jan 5	Boston	4-0 W
32	Jan 8	Chicago	3-3 T
33	Jan 9	@ Detroit	2-2 T
34	Jan 15	NY Rangers	2-1 W
35	Jan 16	@ NY Rangers	0-4 L
36	Jan 19	Montreal	1-4 L
37	Jan 22	Detroit	2-2 T
38	Jan 23	@ Detroit	1-2 L
39	Jan 26	@ Boston	3-1 W
40	Jan 29	Chicago	4-4 T
41	Jan 30	@ Chicago	2-4 L
42	Feb 3	@ Montreal	4-1 W
43	Feb 5	NY Rangers	1-1 T
44	Feb 6	@ Boston	4-2 W
45	Feb 9	Montreal	2-2 T
46	Feb 12	Detroit	3-1 W
47	Feb 13	@ NY Rangers	3-0 W
48	Feb 17	@ Montreal	0-3 L
49	Feb 19	Boston	5-2 W
50	Feb 20	@ Chicago	4-3 W
51	Feb 26	Chicago	2-2 T
52	Mar 2	Montreal	0-2 L
53	Mar 5	NY Rangers	7-1 W
54	Mar 6	@ NY Rangers	4-3 W
55	Mar 9	@ Detroit	0-5 L
56	Mar 12	Boston	1-2 L
57	Mar 13	@ Chicago	3-1 W
58	Mar 17	@ Montreal	1-3 L
59	Mar 19	Detroit	2-5 L
60	Mar 20	@ Boston	2-7 L

Did you Know...

In 1949, the Maple Leafs became the first team in NHL history and first since the Ottawa Senators (1903 to 1906) to win three consecutive Stanley Cups. The Maple Leafs won the Stanley Cup despite a losing record in the 1948-49 regular season. The only other team in NHL history to win the Cup after finishing the regular season with a losing record was the 1938 Chicago Black Hawks.

In Photo: Clarence Campbell (right) presents Clarence "Hap" Day (left) with the Stanley Cup on April 16, 1949.





1949-50

(31-27-12 / 74 Points / 3rd in NHL)

GENERAL MANAGER: Conn Smythe**HEAD COACH:** Hap Day**CAPTAIN:** Ted Kennedy

PLAYER	POS	GP	G	A	PTS	PIM
Sid Smith	L	68	22	23	45	6
Ted Kennedy	C	53	20	24	44	34
Max Bentley	C	69	23	18	41	14
Howie Meeker	R	70	18	22	40	35
Harry Watson	L	60	19	16	35	11
Joe Klukay	L	70	15	16	31	19
Cal Gardner	C	31	7	19	26	12
Ray Timgren	L	68	7	18	25	22
Bill Ezinicki	R	67	10	12	22	144
Vic Lynn	L/D	70	7	13	20	39
Fleming MacKell	C	36	7	13	20	24
Bill Barilko	D	59	7	10	17	85
Gus Mortson	D	68	3	14	17	125
Bill Juzda	D	62	1	14	15	68
Jimmy Thomson	D	70	0	13	13	76
John McCormack	C	34	6	5	11	0
Garth Boesch	D	58	2	6	8	63
Rudy Migay	C	18	1	5	6	8
Bob Dawes	D/C	11	1	2	3	2
Frank Mathers	D	6	0	1	1	2
George Armstrong	R	2	0	0	0	0
John Arundel	D	3	0	0	0	9
Hugh Bolton	D	2	0	0	0	2
Turk Broda	G	68	0	0	0	2
Al Buchanan	L	1	0	0	0	0
Bob Hassard	C	1	0	0	0	0
Tim Horton	D	1	0	0	0	2
Bill Johansen	C/R	1	0	0	0	0
Gilles Mayer	G	1	0	0	0	0
Al Rollins	G	2	0	0	0	0
Phil Samis	D	2	0	0	0	0
Frank Sullivan	D	1	0	0	0	0

PLAYER	POS	GP	W	L	T/O	GA	GAA	SO	PIM	MIN
Turk Broda	G	68	30	25	12	167	2.48	9	2	4040
Al Rollins	G	2	1	1	0	4	2.40	1	0	100
Gilles Mayer	G	1	0	1	0	2	2.00	0	0	60

HOME ARENA

Maple Leaf Gardens (Capacity: 14,550)

PLAYOFF RESULT

Lost Semi-Final

UNIFORMS

HOME



AWAY



1949-50 Toronto Maple Leafs

GP	DATE	OPPONENT	RESULT
1	Oct 15	Chicago	4-4 T
2	Oct 16	@ Detroit	5-1 W
3	Oct 19	Montreal	1-3 L
4	Oct 22	NY Rangers	2-2 T
5	Oct 27	@ Montreal	2-0 W
6	Oct 29	Boston	8-1 W
7	Oct 30	@ NY Rangers	4-2 W
8	Nov 2	NY Rangers	3-3 T
9	Nov 5	Detroit	3-4 L
10	Nov 6	@ Chicago	4-2 W
11	Nov 10	@ Montreal	2-4 L
12	Nov 12	Chicago	4-0 W
13	Nov 13	@ Boston	2-4 L
14	Nov 16	Montreal	1-0 W
15	Nov 19	Detroit	2-5 L
16	Nov 20	@ Detroit	2-5 L
17	Nov 23	@ Boston	1-3 L
18	Nov 24	@ Montreal	3-5 L
19	Nov 26	Boston	3-3 T
20	Nov 27	@ Chicago	3-6 L
21	Dec 1	Detroit	0-2 L
22	Dec 3	NY Rangers	2-0 W
23	Dec 4	@ Detroit	2-1 W
24	Dec 8	@ Chicago	4-1 W
25	Dec 10	Boston	2-1 W
26	Dec 11	@ Boston	0-2 L
27	Dec 14	Montreal	2-2 T
28	Dec 15	@ Montreal	1-4 L
29	Dec 17	Chicago	1-7 L
30	Dec 18	@ NY Rangers	2-0 W
31	Dec 21	@ Detroit	1-7 L
32	Dec 24	Boston	4-8 L
33	Dec 25	@ NY Rangers	1-3 L
34	Dec 28	Montreal	1-1 T
35	Dec 31	Detroit	1-5 L
36	Jan 1	@ Detroit	0-5 L
37	Jan 4	Chicago	4-4 T
38	Jan 7	Chicago	5-2 W
39	Jan 11	@ NY Rangers	2-1 W
40	Jan 14	Boston	4-3 W
41	Jan 18	Montreal	0-1 L
42	Jan 19	@ Montreal	4-2 W
43	Jan 21	NY Rangers	2-1 W
44	Jan 22	@ Detroit	1-0 W
45	Jan 25	NY Rangers	5-1 W
46	Jan 28	Chicago	9-1 W
47	Jan 29	@ Chicago	4-0 W
48	Feb 1	@ Chicago	0-3 L
49	Feb 4	Detroit	3-3 T
50	Feb 5	@ Boston	2-1 W
51	Feb 8	@ Boston	3-1 W
52	Feb 11	Montreal	2-0 W
53	Feb 12	@ Chicago	1-1 T
54	Feb 16	@ Montreal	3-3 T
55	Feb 18	Detroit	3-2 W
56	Feb 19	@ NY Rangers	1-2 L
57	Feb 22	Boston	3-1 W
58	Feb 25	NY Rangers	4-2 W
59	Mar 1	@ Boston	2-5 L
60	Mar 4	Detroit	3-2 W
61	Mar 5	@ NY Rangers	2-5 L
62	Mar 9	@ Montreal	1-1 T
63	Mar 11	NY Rangers	4-0 W
64	Mar 12	@ Boston	2-2 T
65	Mar 15	@ Chicago	0-4 L
66	Mar 18	Chicago	2-1 W
67	Mar 19	@ Detroit	0-5 L
68	Mar 22	Montreal	1-2 L
69	Mar 25	Boston	8-0 W
70	Mar 26	@ NY Rangers	3-5 L



1950-51



(41-16-13 / 95 Points / 2nd in NHL)
GENERAL MANAGER: Conn Smythe
HEAD COACH: Joe Primeau
CAPTAIN: Ted Kennedy

PLAYER	POS	GP	G	A	PTS	PIM
Max Bentley	C	67	21	41	62	34
Ted Kennedy	C	63	18	43	61	32
Tod Sloan	C/R	70	31	25	56	105
Sid Smith	L	70	30	21	51	10
Cal Gardner	C	66	23	28	51	42
Harry Watson	L	68	18	19	37	18
Jimmy Thomson	D	69	3	33	36	76
Danny Lewicki	L	61	16	18	34	26
Joe Klukay	L	70	14	16	30	16
Fleming MacKell	C	70	12	13	25	40
Howie Meeker	R	49	6	14	20	24
John McCormack	C	46	6	7	13	2
Gus Mortson	D	60	3	10	13	142
Bill Barilko	D	58	6	6	12	96
Ray Timgren	L	70	1	9	10	20
Bill Juzda	D	65	0	9	9	64
Fern Flaman	D	39	2	6	8	64
Hugh Bolton	D	13	1	3	4	4
Phil Maloney	C	1	1	0	1	0
Bob Hassard	C	12	0	1	1	0
Andy Barbe	R	1	0	0	0	2
Dusty Blair	C	2	0	0	0	0
Turk Broda	G	31	0	0	0	4
Bobby Copp	D	2	0	0	0	2
Al Rollins	G	40	0	0	0	0

PLAYER	POS	GP	W	L	T/O	GA	GAA	SO	PIM	MIN
Al Rollins	G	40	27	5	8	70	1.77	5	0	2373
Turk Broda	G	31	14	11	5	68	2.23	6	4	1827

HOME ARENA

Maple Leaf Gardens (Capacity: 14,550)

PLAYOFF RESULT

Won Stanley Cup

UNIFORMS

HOME



AWAY

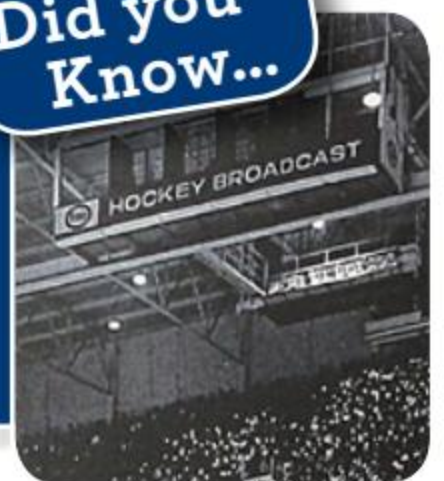


GP	DATE	OPPONENT	RESULT
1	Oct 14	Chicago	1-2 L
2	Oct 15	@ Detroit	4-4 T
3	Oct 18	@ Boston	2-0 W
4	Oct 21	NY Rangers	5-0 W
5	Oct 22	@ Chicago	5-3 W
6	Oct 25	Detroit	1-0 W
7	Oct 28	Boston	4-2 W
8	Oct 29	@ Chicago	3-3 T
9	Nov 1	Montreal	5-3 W
10	Nov 2	@ Montreal	2-1 W
11	Nov 4	NY Rangers	2-2 T
12	Nov 8	@ NY Rangers	5-3 W
13	Nov 11	Detroit	1-3 L
14	Nov 12	@ Boston	7-0 W
15	Nov 16	@ Montreal	2-5 L
16	Nov 18	NY Rangers	5-4 W
17	Nov 19	@ Boston	1-3 L
18	Nov 22	Chicago	5-2 W
19	Nov 23	@ Detroit	2-1 W
20	Nov 25	Montreal	4-1 W
21	Nov 26	@ NY Rangers	3-2 W
22	Nov 30	@ Montreal	0-0 T
23	Dec 2	Chicago	0-0 T
24	Dec 3	@ Chicago	3-3 T
25	Dec 6	Montreal	3-1 W
26	Dec 9	Boston	8-1 W
27	Dec 10	@ Detroit	2-3 L
28	Dec 13	Detroit	3-4 L
29	Dec 14	@ Chicago	7-1 W
30	Dec 16	Chicago	2-3 L
31	Dec 17	@ Boston	4-2 W
32	Dec 20	Montreal	6-1 W
33	Dec 23	Boston	2-2 T
34	Dec 27	@ NY Rangers	1-3 L
35	Dec 30	Detroit	1-3 L
36	Dec 31	@ Detroit	4-2 W
37	Jan 6	NY Rangers	2-4 L
38	Jan 9	@ Detroit	3-3 T
39	Jan 13	Chicago	3-3 T
40	Jan 14	@ NY Rangers	1-2 L
41	Jan 18	@ Montreal	5-2 W
42	Jan 20	Boston	2-1 W
43	Jan 21	@ Detroit	0-0 T
44	Jan 24	Montreal	4-3 W
45	Jan 27	NY Rangers	2-1 W
46	Jan 28	@ Chicago	4-3 W
47	Feb 1	@ Montreal	3-1 W
48	Feb 3	Chicago	6-3 W
49	Feb 4	@ Boston	3-3 T
50	Feb 7	Montreal	3-1 W
51	Feb 10	Detroit	1-2 L
52	Feb 11	@ Chicago	5-3 W
53	Feb 15	@ Montreal	2-2 T
54	Feb 17	NY Rangers	2-0 W
55	Feb 18	@ NY Rangers	5-2 W
56	Feb 21	Detroit	2-2 T
57	Feb 24	Boston	6-2 W
58	Mar 1	@ Montreal	1-3 L
59	Mar 3	Chicago	3-0 W
60	Mar 5	@ Detroit	1-3 L
61	Mar 7	Detroit	0-3 L
62	Mar 10	Boston	5-3 W
63	Mar 11	@ Boston	1-3 L
64	Mar 14	@ NY Rangers	3-1 W
65	Mar 15	@ Chicago	5-3 W
66	Mar 17	NY Rangers	3-1 W
67	Mar 18	@ NY Rangers	4-1 W
68	Mar 21	Montreal	2-0 W
69	Mar 24	Boston	4-1 W
70	Mar 25	@ Boston	1-0 W

Did you Know...

On March 21, 1951, the first ever "televised" hockey game in Canada was seen by CBC employees only (a programming experiment). Toronto, led by goaltender Al Rollins, shut out the Montreal Canadiens 2-0 at Maple Leafs Gardens in the game said to be the birth of "Hockey Night in Canada."

In Photo: Terry Sawchuk on the Hockey Night in Canada set in the mid 1960's.





1951-52

(29-25-16 / 74 Points / 3rd in NHL)

GENERAL MANAGER: Conn Smythe**HEAD COACH:** Joe Primeau**CAPTAIN:** Ted Kennedy

PLAYER	POS	GP	G	A	PTS	PIM
Sid Smith	L	70	27	30	57	6
Ted Kennedy	C	70	19	33	52	33
Tod Sloan	C/R	68	25	23	48	89
Max Bentley	C	69	24	17	41	40
Cal Gardner	C	70	15	26	41	40
Harry Watson	L	70	22	17	39	18
Jimmy Thomson	D	70	0	25	25	86
Howie Meeker	R	54	9	14	23	50
Hugh Bolton	D	60	3	13	16	73
Danny Lewicki	L	51	4	9	13	26
Joe Klukay	L	43	4	8	12	6
Gus Mortson	D	65	1	10	11	106
Fleming MacKell	C	32	2	8	10	16
Bob Solinger	L/R	24	5	3	8	4
Fern Flaman	D	61	0	7	7	110
George Armstrong	R	20	3	3	6	30
Ray Timgren	L	50	2	4	6	11
Bill Juzda	D	46	1	4	5	65
Rudy Migay	C	19	2	1	3	12
Leo Boivin	D	2	0	1	1	0
Jim Morrison	D	17	0	1	1	4
Earl Balfour	L	3	0	0	0	2
Turk Broda	G	1	0	0	0	0
Tim Horton	D	4	0	0	0	8
Frank Mathers	D	2	0	0	0	0
John McLellan	C	2	0	0	0	0
Eric Nesterenko	R	1	0	0	0	0
Al Rollins	G	70	0	0	0	4
Bob Sabourin	L	1	0	0	0	2

PLAYER	POS	GP	W	L	T/O	GA	GAA	SO	PIM	MIN
Al Rollins	G	70	29	24	16	154	2.22	5	4	4170
Turk Broda	G	1	0	1	0	3	6.00	0	0	30

HOME ARENA

Maple Leaf Gardens (Capacity: 14,550)

PLAYOFF RESULT

Lost Semi-Final

UNIFORMS

HOME



AWAY



1951-52 Toronto Maple Leafs

GP	DATE	OPPONENT	RESULT
1	Oct 13	Chicago	1-3 L
2	Oct 14	@ Detroit	3-2 W
3	Oct 17	Boston	4-2 W
4	Oct 20	NY Rangers	2-3 L
5	Oct 21	@ Chicago	1-1 T
6	Oct 27	Detroit	1-2 L
7	Oct 29	@ Detroit	2-2 T
8	Oct 31	Montreal	1-0 W
9	Nov 1	@ Montreal	4-2 W
10	Nov 3	NY Rangers	1-2 L
11	Nov 7	Chicago	1-0 W
12	Nov 8	@ Chicago	3-1 W
13	Nov 10	Detroit	3-3 T
14	Nov 11	@ Boston	1-1 T
15	Nov 14	@ NY Rangers	2-2 T
16	Nov 17	Boston	1-1 T
17	Nov 18	@ Chicago	0-1 L
18	Nov 21	Chicago	5-1 W
19	Nov 24	Montreal	4-2 W
20	Nov 25	@ Boston	4-1 W
21	Nov 29	@ Montreal	1-5 L
22	Dec 1	NY Rangers	8-2 W
23	Dec 2	@ Detroit	2-1 W
24	Dec 5	Detroit	2-2 T
25	Dec 8	Chicago	3-1 W
26	Dec 9	@ NY Rangers	2-7 L
27	Dec 13	@ Detroit	1-3 L
28	Dec 15	NY Rangers	4-1 W
29	Dec 16	@ Chicago	3-4 L
30	Dec 20	@ Montreal	1-4 L
31	Dec 22	Boston	3-2 W
32	Dec 23	@ Boston	2-4 L
33	Dec 26	Montreal	2-3 L
34	Dec 29	Boston	4-0 W
35	Dec 30	@ NY Rangers	2-2 T
36	Jan 3	@ Montreal	1-3 L
37	Jan 5	Chicago	2-1 W
38	Jan 9	@ NY Rangers	2-1 W
39	Jan 12	Detroit	5-3 W
40	Jan 13	@ Detroit	1-2 L
41	Jan 15	@ Boston	1-0 W
42	Jan 17	@ Montreal	2-2 T
43	Jan 19	Boston	6-2 W
44	Jan 20	@ Chicago	3-1 W
45	Jan 23	Montreal	2-4 L
46	Jan 24	@ Detroit	2-2 T
47	Jan 26	NY Rangers	3-3 T
48	Jan 27	@ Boston	3-0 W
49	Feb 2	Boston	1-1 T
50	Feb 3	@ Chicago	1-3 L
51	Feb 9	Montreal	3-2 W
52	Feb 10	@ NY Rangers	4-3 W
53	Feb 13	Detroit	1-3 L
54	Feb 14	@ Montreal	1-3 L
55	Feb 16	Chicago	2-2 T
56	Feb 19	NY Rangers	3-3 T
57	Feb 21	@ Chicago	1-5 L
58	Feb 23	Detroit	1-3 L
59	Feb 27	@ NY Rangers	3-1 W
60	Mar 1	Boston	1-1 T
61	Mar 2	@ Boston	2-2 T
62	Mar 5	Montreal	6-2 W
63	Mar 8	Detroit	6-3 W
64	Mar 9	@ Detroit	1-6 L
65	Mar 13	@ Montreal	1-3 L
66	Mar 15	NY Rangers	5-2 W
67	Mar 16	@ NY Rangers	4-2 W
68	Mar 19	Montreal	0-3 L
69	Mar 22	Chicago	2-3 L
70	Mar 23	@ Boston	2-4 L



1952-53

(27-30-13 / 67 Points / 5th in NHL)

GENERAL MANAGER: Conn Smythe

HEAD COACH: Joe Primeau

CAPTAIN: Ted Kennedy

PLAYER	POS	GP	G	A	PTS	PIM
Sid Smith	L	70	20	19	39	6
Ted Kennedy	C	43	14	23	37	42
Gord Hannigan	C	65	17	18	35	51
Ron Stewart	R	70	13	22	35	29
Bob Hassard	C	70	8	23	31	14
Tod Sloan	C/R	70	15	10	25	76
George Armstrong	R	52	14	11	25	54
Harry Watson	L	63	16	8	24	8
Max Bentley	C	36	12	11	23	16
Jimmy Thomson	D	69	0	22	22	73
Eric Nesterenko	R	35	10	6	16	27
Tim Horton	D	70	2	14	16	85
Leo Boivin	D	70	2	13	15	97
Rudy Migay	C	40	5	4	9	22
Jim Morrison	D	56	1	8	9	36
Fern Flaman	D	66	2	6	8	110
Phil Maloney	C	29	2	6	8	2
Howie Meeker	R	25	1	7	8	26
Danny Lewicki	L	4	1	3	4	2
Bob Solinger	L/R	18	1	1	2	2
Hugh Bolton	D	9	0	0	0	10
Harry Lumley	G	70	0	0	0	18
Parker MacDonald	C	1	0	0	0	0
Willie Marshall	C	2	0	0	0	0
Wally Maxwell	C	2	0	0	0	0
Dave Reid	C	2	0	0	0	0
Frank Sullivan	D	5	0	0	0	2
Ray Timgren	L	12	0	0	0	4

PLAYER	POS	GP	W	L	T/O	GA	GAA	SO	PIM	MIN
Harry Lumley	G	70	27	30	13	167	2.39	10	18	4200

HOME ARENA

Maple Leaf Gardens (Capacity: 14,550)

PLAYOFF RESULT

Out of Playoffs

UNIFORMS

HOME



AWAY



GP	DATE	OPPONENT	RESULT
1	Oct 11	Chicago	2-6 L
2	Oct 12	@ Detroit	4-4 T
3	Oct 16	@ Boston	1-2 L
4	Oct 18	NY Rangers	4-3 W
5	Oct 19	@ Chicago	3-2 W
6	Oct 22	Detroit	5-4 W
7	Oct 25	Boston	0-4 L
8	Oct 29	Montreal	7-5 W
9	Nov 1	Boston	3-2 W
10	Nov 2	@ Detroit	4-2 W
11	Nov 5	NY Rangers	4-1 W
12	Nov 6	@ Montreal	1-3 L
13	Nov 8	Detroit	3-3 T
14	Nov 11	@ Boston	0-4 L
15	Nov 13	@ Montreal	3-1 W
16	Nov 15	Chicago	1-3 L
17	Nov 16	@ NY Rangers	6-3 W
18	Nov 19	Boston	1-2 L
19	Nov 22	Montreal	2-2 T
20	Nov 23	@ Boston	5-6 L
21	Nov 26	@ NY Rangers	2-4 L
22	Nov 27	@ Chicago	3-3 T
23	Nov 29	Detroit	1-3 L
24	Nov 30	@ Detroit	1-4 L
25	Dec 4	@ Montreal	2-1 W
26	Dec 6	NY Rangers	2-2 T
27	Dec 7	@ Chicago	2-0 W
28	Dec 10	Montreal	1-2 L
29	Dec 13	Detroit	1-3 L
30	Dec 14	@ NY Rangers	2-2 T
31	Dec 18	@ Detroit	1-1 T
32	Dec 20	Chicago	4-1 W
33	Dec 21	@ Chicago	2-4 L
34	Dec 24	Montreal	2-0 W
35	Dec 27	Boston	3-0 W
36	Dec 31	@ NY Rangers	3-3 T
37	Jan 1	@ Boston	1-5 L
38	Jan 3	Chicago	1-1 T
39	Jan 10	Boston	3-1 W
40	Jan 11	@ Detroit	2-5 L
41	Jan 14	Chicago	3-0 W
42	Jan 17	NY Rangers	1-0 W
43	Jan 18	@ Boston	1-2 L
44	Jan 21	Montreal	0-1 L
45	Jan 22	@ Montreal	1-4 L
46	Jan 24	Detroit	2-0 W
47	Jan 25	@ Chicago	4-3 W
48	Jan 29	@ Boston	2-2 T
49	Jan 31	NY Rangers	4-0 W
50	Feb 1	@ Detroit	1-5 L
51	Feb 5	@ Montreal	0-2 L
52	Feb 7	Chicago	2-4 L
53	Feb 8	@ Chicago	2-4 L
54	Feb 14	Montreal	2-2 T
55	Feb 15	@ NY Rangers	2-1 W
56	Feb 18	Detroit	2-0 W
57	Feb 21	Boston	2-2 T
58	Feb 25	Montreal	1-2 L
59	Feb 26	@ Montreal	1-4 L
60	Feb 28	NY Rangers	3-0 W
61	Mar 1	@ NY Rangers	2-4 L
62	Mar 5	@ Chicago	1-3 L
63	Mar 7	Detroit	0-3 L
64	Mar 8	@ Detroit	1-3 L
65	Mar 14	Boston	1-3 L
66	Mar 15	@ NY Rangers	1-1 T
67	Mar 18	Chicago	4-3 W
68	Mar 19	@ Montreal	4-1 W
69	Mar 21	NY Rangers	5-0 W
70	Mar 22	@ Boston	3-1 W



1953-54

(32-24-14 / 78 Points / 3rd in NHL)
GENERAL MANAGER: Conn Smythe
HEAD COACH: King Clancy
CAPTAIN: Ted Kennedy

PLAYER	POS	GP	G	A	PTS	PIM
Tod Sloan	C/R	67	11	32	43	100
Sid Smith	L	70	22	16	38	28
Ted Kennedy	C	67	15	23	38	78
George Armstrong	R	63	17	15	32	60
Tim Horton	D	70	7	24	31	94
Harry Watson	L	70	21	7	28	30
Jimmy Thomson	D	61	2	24	26	86
Ron Stewart	R	70	14	11	25	72
Eric Nesterenko	R	68	14	9	23	70
Rudy Migay	C	70	8	15	23	60
Jim Morrison	D	60	9	11	20	51
Bob Bailey	R	48	2	7	9	70
Gord Hannigan	C	35	4	4	8	18
Fern Flaman	D	62	0	8	8	84
Leo Boivin	D	58	1	6	7	81
Bob Solinger	L/R	39	3	2	5	2
Bob Hassard	C	26	1	4	5	4
Howie Meeker	R	5	1	0	1	0
Earl Balfour	L	17	0	1	1	6
Danny Lewicki	L	7	0	1	1	12
Hugh Bolton	D	9	0	0	0	10
Harry Lumley	G	69	0	0	0	6
Gilles Mayer	G	1	0	0	0	0

PLAYER	POS	GP	W	L	T/O	GA	GAA	SO	PIM	MIN
Harry Lumley	G	69	32	24	13	128	1.86	13	6	4140
Gilles Mayer	G	1	0	0	1	3	3.00	0	0	60

HOME ARENA

Maple Leaf Gardens (Capacity: 14,550)

PLAYOFF RESULT

Lost Semi-Final

UNIFORMS

HOME



AWAY



1953-54 Toronto Maple Leafs

GP	DATE	OPPONENT	RESULT
1	Oct 10	Chicago	6-2 W
2	Oct 11	@ Detroit	0-4 L
3	Oct 15	@ Boston	4-1 W
4	Oct 17	NY Rangers	1-1 T
5	Oct 18	@ Chicago	2-1 W
6	Oct 21	Detroit	1-1 T
7	Oct 24	Boston	2-3 L
8	Oct 25	@ Detroit	0-2 L
9	Oct 29	@ Montreal	1-3 L
10	Oct 31	NY Rangers	4-1 W
11	Nov 1	@ NY Rangers	2-2 T
12	Nov 4	Chicago	3-1 W
13	Nov 7	Detroit	2-2 T
14	Nov 8	@ Chicago	2-1 W
15	Nov 11	Montreal	4-1 W
16	Nov 14	Boston	2-0 W
17	Nov 15	@ Boston	1-1 T
18	Nov 19	@ Montreal	0-1 L
19	Nov 21	NY Rangers	1-0 W
20	Nov 22	@ Chicago	5-1 W
21	Nov 26	@ Detroit	0-2 L
22	Nov 28	Montreal	3-1 W
23	Nov 29	@ Boston	1-2 L
24	Dec 3	@ Montreal	1-5 L
25	Dec 5	Detroit	3-0 W
26	Dec 6	@ NY Rangers	3-3 T
27	Dec 9	Montreal	3-0 W
28	Dec 12	Chicago	2-0 W
29	Dec 13	@ NY Rangers	2-1 W
30	Dec 17	@ Boston	2-3 L
31	Dec 19	NY Rangers	3-2 W
32	Dec 20	@ Chicago	1-4 L
33	Dec 26	Detroit	4-2 W
34	Dec 30	Montreal	2-2 T
35	Jan 2	Chicago	4-0 W
36	Jan 3	@ Detroit	0-0 T
37	Jan 7	@ Montreal	3-7 L
38	Jan 9	Boston	3-2 W
39	Jan 10	@ NY Rangers	1-4 L
40	Jan 13	Chicago	2-1 W
41	Jan 16	NY Rangers	4-0 W
42	Jan 17	@ Chicago	3-1 W
43	Jan 23	Detroit	4-1 W
44	Jan 24	@ Detroit	0-2 L
45	Jan 27	Montreal	0-2 L
46	Jan 30	Boston	4-2 W
47	Jan 31	@ Boston	0-2 L
48	Feb 4	@ Montreal	4-2 W
49	Feb 6	Chicago	6-0 W
50	Feb 7	@ Chicago	1-2 L
51	Feb 10	Boston	2-3 L
52	Feb 11	@ Boston	3-1 W
53	Feb 13	Montreal	2-2 T
54	Feb 14	@ NY Rangers	3-3 T
55	Feb 17	Detroit	0-0 T
56	Feb 20	Boston	3-2 W
57	Feb 21	@ NY Rangers	1-6 L
58	Feb 25	@ Montreal	0-0 T
59	Feb 27	Chicago	4-2 W
60	Feb 28	@ Chicago	1-2 L
61	Mar 3	NY Rangers	3-3 T
62	Mar 4	@ Detroit	3-3 T
63	Mar 6	Detroit	1-3 L
64	Mar 7	@ NY Rangers	4-0 W
65	Mar 11	@ Montreal	3-0 W
66	Mar 13	Boston	1-2 L
67	Mar 14	@ Boston	0-3 L
68	Mar 17	Montreal	3-1 W
69	Mar 20	NY Rangers	2-5 L
70	Mar 21	@ Detroit	1-6 L



1954-55

(24-24-22 / 70 Points / 3rd in NHL)

GENERAL MANAGER: Conn Smythe

HEAD COACH: King Clancy

CAPTAIN: Ted Kennedy

PLAYER	POS	GP	G	A	PTS	PIM
Sid Smith	L	70	33	21	54	14
Ted Kennedy	C	70	10	42	52	74
Eric Nesterenko	R	62	15	15	30	99
Tod Sloan	C/R	63	13	15	28	89
George Armstrong	R	66	10	18	28	80
Rudy Migay	C	67	8	16	24	66
Hugh Bolton	D	69	2	19	21	55
Ron Stewart	R	53	14	5	19	20
Jim Morrison	D	70	5	12	17	84
Joe Klukay	L	56	8	8	16	44
Jimmy Thomson	D	70	4	12	16	63
Tim Horton	D	67	5	9	14	84
Parker MacDonald	C	62	8	3	11	36
Brian Cullen	C	27	3	5	8	6
Bob Bailey	R	32	4	2	6	52
Bob Solinger	L/R	17	1	5	6	11
Larry Cahan	D	59	0	6	6	64
Willie Marshall	C	16	1	4	5	0
Dave Creighton	C	14	2	1	3	8
Harry Watson	L	8	1	1	2	0
Gord Hannigan	C	13	0	2	2	8
Leo Boivin	D	7	0	0	0	8
Jack Caffery	C	3	0	0	0	0
Dick Duff	L	3	0	0	0	2
Gerry Foley	R	4	0	0	0	8
Gerry James	R	1	0	0	0	0
Paul Knox	R	1	0	0	0	0
Harry Lumley	G	69	0	0	0	9
Gilles Mayer	G	1	0	0	0	0
Marc Reaume	D	1	0	0	0	4
Dave Reid	C	1	0	0	0	0
Ray Timgren	L	1	0	0	0	2

PLAYER	POS	GP	W	L	T/O	GA	GAA	SO	PIM	MIN
Harry Lumley	G	69	23	24	22	134	1.94	8	9	4140
Gilles Mayer	G	1	1	0	0	1	1.00	0	0	60

HOME ARENA

Maple Leaf Gardens (Capacity: 14,550)

PLAYOFF RESULT

Lost Semi-Final

UNIFORMS

HOME



AWAY



1954-55 Toronto Maple Leafs

GP	DATE	OPPONENT	RESULT
1	Oct 7	@ Detroit	1-2 L
2	Oct 9	Chicago	3-3 T
3	Oct 16	NY Rangers	2-4 L
4	Oct 17	@ Boston	1-1 T
5	Oct 21	@ Montreal	3-1 W
6	Oct 23	Boston	3-3 T
7	Oct 27	Montreal	1-3 L
8	Oct 30	NY Rangers	3-1 W
9	Nov 3	Detroit	1-1 T
10	Nov 6	Chicago	5-2 W
11	Nov 7	@ Chicago	2-1 W
12	Nov 10	@ NY Rangers	2-1 W
13	Nov 11	@ Detroit	1-0 W
14	Nov 13	Detroit	1-0 W
15	Nov 14	@ Boston	3-1 W
16	Nov 17	Montreal	5-2 W
17	Nov 18	@ Montreal	4-5 L
18	Nov 20	Boston	0-1 L
19	Nov 21	@ NY Rangers	2-2 T
20	Nov 25	@ Detroit	0-2 L
21	Nov 27	NY Rangers	3-1 W
22	Nov 28	@ Chicago	1-1 T
23	Dec 1	Boston	6-0 W
24	Dec 4	Detroit	1-0 W
25	Dec 5	@ Boston	4-2 W
26	Dec 8	Montreal	3-1 W
27	Dec 9	@ Montreal	0-2 L
28	Dec 11	Chicago	1-2 L
29	Dec 12	@ NY Rangers	1-1 T
30	Dec 15	@ Chicago	8-3 W
31	Dec 18	NY Rangers	3-1 W
32	Dec 19	@ NY Rangers	3-3 T
33	Dec 25	Detroit	2-3 L
34	Dec 26	@ Detroit	1-1 T
35	Dec 29	Montreal	1-1 T
36	Dec 30	@ Detroit	1-4 L
37	Jan 1	Chicago	2-2 T
38	Jan 2	@ Chicago	2-3 L
39	Jan 5	Boston	1-2 L
40	Jan 8	NY Rangers	5-0 W
41	Jan 9	@ Boston	1-1 T
42	Jan 12	@ NY Rangers	0-0 T
43	Jan 15	Boston	4-2 W
44	Jan 16	@ Chicago	4-2 W
45	Jan 19	Chicago	3-3 T
46	Jan 20	@ Montreal	2-6 L
47	Jan 22	Detroit	3-1 W
48	Jan 23	@ Detroit	0-4 L
49	Jan 26	Montreal	1-1 T
50	Jan 29	NY Rangers	1-3 L
51	Jan 30	@ Boston	0-3 L
52	Feb 3	@ Montreal	2-3 L
53	Feb 5	Chicago	2-2 T
54	Feb 6	@ Chicago	4-2 W
55	Feb 9	Montreal	3-1 W
56	Feb 12	Detroit	1-2 L
57	Feb 13	@ Boston	3-3 T
58	Feb 19	Boston	1-1 T
59	Feb 20	@ Chicago	1-4 L
60	Feb 23	@ NY Rangers	3-1 W
61	Feb 24	@ Montreal	1-1 T
62	Feb 26	Detroit	1-1 T
63	Mar 2	Montreal	2-3 L
64	Mar 5	Boston	2-2 T
65	Mar 6	@ Boston	1-3 L
66	Mar 10	@ Montreal	0-0 T
67	Mar 12	NY Rangers	1-2 L
68	Mar 13	@ Detroit	1-6 L
69	Mar 19	Chicago	5-0 W
70	Mar 20	@ NY Rangers	2-3 L



1955-56

(24-33-13 / 61 Points / 4th in NHL)

GENERAL MANAGER: Conn Smythe & Hap Day**HEAD COACH:** King Clancy**CAPTAIN:** Sid Smith

PLAYER	POS	GP	G	A	PTS	PIM
Tod Sloan	C/R	70	37	29	66	100
George Armstrong	R	67	16	32	48	97
Dick Duff	L	69	18	19	37	74
Rudy Migay	C	70	12	16	28	52
Ron Stewart	R	69	13	14	27	35
Billy Harris	C	70	9	13	22	8
Sid Smith	L	55	4	17	21	8
Hugh Bolton	D	67	4	16	20	65
Earl Balfour	L	59	14	5	19	40
Jim Morrison	D	63	2	17	19	77
Gord Hannigan	C	48	8	7	15	40
Ron Hurst	R	50	7	5	12	62
Marc Reaume	D	48	0	12	12	50
Eric Nesterenko	R	40	4	6	10	65
Brian Cullen	C	21	2	6	8	8
Jimmy Thomson	D	62	0	7	7	96
Gerry James	R	46	3	3	6	50
Tim Horton	D	35	0	5	5	36
Larry Cahan	D	21	0	2	2	46
Jack Bionda	D	13	0	1	1	18
Bill Burega	D	4	0	1	1	4
Joe Klukay	L	18	0	1	1	2
Bob Bailey	R	6	0	0	0	6
Ed Chadwick	G	5	0	0	0	0
Barry Cullen	R	3	0	0	0	4
Ray Gariepy	D	1	0	0	0	4
Harry Lumley	G	59	0	0	0	2
Al MacNeil	D	1	0	0	0	2
Willie Marshall	C	6	0	0	0	0
Gilles Mayer	G	6	0	0	0	0
Dave Reid	C	4	0	0	0	0
Lefty Wilson	G	1	0	0	0	0

PLAYER	POS	GP	W	L	T/O	GA	GAA	SO	PIM	MIN
Harry Lumley	G	59	21	28	10	157	2.67	3	2	3527
Gilles Mayer	G	6	1	5	0	18	3.00	0	0	360
Ed Chadwick	G	5	2	0	3	3	0.60	2	0	300
Lefty Wilson	G	1	0	0	0	0	0.00	0	0	13

HOME ARENA

Maple Leaf Gardens (Capacity: 14,550)

PLAYOFF RESULT

Lost Semi-Final

UNIFORMS

HOME



AWAY



1955-56 Toronto Maple Leafs

GP	DATE	OPPONENT	RESULT
1	Oct 6	@ Montreal	0-2 L
2	Oct 8	Detroit	4-2 W
3	Oct 9	@ Chicago	1-3 L
4	Oct 12	@ Boston	0-2 L
5	Oct 15	Boston	2-2 T
6	Oct 16	@ Detroit	0-6 L
7	Oct 19	@ NY Rangers	2-6 L
8	Oct 22	NY Rangers	3-2 W
9	Oct 26	Montreal	2-1 W
10	Oct 29	Chicago	2-0 W
11	Nov 2	Detroit	3-1 W
12	Nov 3	@ Montreal	3-3 T
13	Nov 5	NY Rangers	0-3 L
14	Nov 6	@ Detroit	1-4 L
15	Nov 11	@ Chicago	0-2 L
16	Nov 12	Boston	2-3 L
17	Nov 13	@ NY Rangers	1-4 L
18	Nov 16	Montreal	2-3 L
19	Nov 19	Boston	3-2 W
20	Nov 20	@ Boston	1-1 T
21	Nov 24	@ Chicago	2-3 L
22	Nov 26	Chicago	7-4 W
23	Nov 27	@ Detroit	2-1 W
24	Nov 30	Detroit	3-3 T
25	Dec 3	Montreal	1-3 L
26	Dec 4	@ Boston	0-5 L
27	Dec 7	@ NY Rangers	1-3 L
28	Dec 8	@ Montreal	1-3 L
29	Dec 10	NY Rangers	6-1 W
30	Dec 11	@ Chicago	3-3 T
31	Dec 15	@ Detroit	0-4 L
32	Dec 17	Boston	5-1 W
33	Dec 18	@ NY Rangers	1-4 L
34	Dec 24	Chicago	5-2 W
35	Dec 25	@ Detroit	1-1 T
36	Dec 28	Montreal	2-0 W
37	Dec 29	@ Montreal	2-5 L
38	Dec 31	Detroit	2-2 T
39	Jan 4	Chicago	4-2 W
40	Jan 7	Boston	6-2 W
41	Jan 14	NY Rangers	5-6 L
42	Jan 15	@ Boston	4-1 W
43	Jan 18	Montreal	2-3 L
44	Jan 19	@ Montreal	1-3 L
45	Jan 21	Detroit	4-2 W
46	Jan 22	@ Detroit	1-4 L
47	Jan 25	Chicago	3-1 W
48	Jan 28	NY Rangers	1-3 L
49	Jan 29	@ Boston	1-3 L
50	Feb 1	@ NY Rangers	2-5 L
51	Feb 4	Chicago	2-4 L
52	Feb 5	@ Chicago	2-3 L
53	Feb 8	Montreal	1-1 T
54	Feb 9	@ Boston	1-1 T
55	Feb 11	NY Rangers	5-0 W
56	Feb 12	@ Chicago	1-1 T
57	Feb 15	Boston	1-0 W
58	Feb 16	@ Montreal	1-8 L
59	Feb 18	Detroit	1-6 L
60	Feb 22	@ NY Rangers	4-2 W
61	Feb 24	@ Chicago	2-1 W
62	Feb 25	Boston	1-3 L
63	Feb 29	Montreal	4-1 W
64	Mar 3	Detroit	2-2 T
65	Mar 4	@ Boston	2-2 T
66	Mar 8	@ Montreal	3-4 L
67	Mar 10	NY Rangers	5-2 W
68	Mar 11	@ NY Rangers	2-4 L
69	Mar 17	Chicago	1-1 T
70	Mar 18	@ Detroit	2-0 W



1956-57

(21-34-15 / 57 Points / 5th in NHL)

GENERAL MANAGER: Conn Smythe & Hap Day

HEAD COACH: Howie Meeker

CAPTAIN: Ted Kennedy & Jim Thomson

PLAYER	POS	GP	G	A	PTS	PIM
George Armstrong	R	54	18	26	44	37
Sid Smith	L	70	17	24	41	4
Dick Duff	L	70	26	14	40	50
Rudy Migay	C	66	15	20	35	51
Ron Stewart	R	65	15	20	35	28
Tod Sloan	C/R	52	14	21	35	33
Tim Horton	D	66	6	19	25	72
Bob Pulford	L	65	11	11	22	32
Ted Kennedy	C	30	6	16	22	35
Brian Cullen	C	46	8	12	20	27
Marc Reaume	D	63	6	14	20	81
Jim Morrison	D	63	3	17	20	44
Barry Cullen	R	51	6	10	16	30
Gerry James	R	53	4	12	16	90
Al MacNeil	D	53	4	8	12	84
Jimmy Thomson	D	62	0	12	12	50
Billy Harris	C	23	4	6	10	6
Gary Aldcorn	L	22	5	1	6	4
Bob Baun	D	20	0	5	5	37
Mike Nykoluk	R	32	3	1	4	20
Ron Hurst	R	14	2	2	4	8
Frank Mahovlich	L	3	1	0	1	2
Kenny Girard	R	3	0	1	1	2
Hugh Bolton	D	6	0	0	0	2
Ed Chadwick	G	70	0	0	0	0

PLAYER	POS	GP	W	L	T/O	GA	GAA	SO	PIM	MIN
Ed Chadwick	G	70	21	34	15	186	2.66	5	0	4200

HOME ARENA

Maple Leaf Gardens (Capacity: 14,550)

PLAYOFF RESULT

Out of Playoffs

UNIFORMS

HOME



AWAY



GP	DATE	OPPONENT	RESULT
1	Oct 11	@ Boston	4-4 T
2	Oct 13	Detroit	1-4 L
3	Oct 14	@ Chicago	1-0 W
4	Oct 18	@ Detroit	3-3 T
5	Oct 20	Boston	2-2 T
6	Oct 25	@ Montreal	3-2 W
7	Oct 27	Chicago	5-2 W
8	Oct 28	@ NY Rangers	1-1 T
9	Oct 31	NY Rangers	7-2 W
10	Nov 3	Detroit	1-2 L
11	Nov 7	Montreal	3-4 L
12	Nov 8	@ Chicago	2-5 L
13	Nov 10	Chicago	4-1 W
14	Nov 15	@ Detroit	2-4 L
15	Nov 17	Chicago	3-6 L
16	Nov 18	@ Boston	3-4 L
17	Nov 21	@ NY Rangers	3-3 T
18	Nov 22	@ Detroit	2-2 T
19	Nov 24	Boston	2-3 L
20	Nov 25	@ Boston	1-3 L
21	Nov 29	@ Montreal	2-4 L
22	Dec 1	Detroit	4-0 W
23	Dec 2	@ NY Rangers	2-4 L
24	Dec 5	Montreal	1-3 L
25	Dec 8	NY Rangers	0-0 T
26	Dec 9	@ Chicago	2-1 W
27	Dec 13	@ Montreal	2-6 L
28	Dec 15	NY Rangers	2-1 W
29	Dec 16	@ Boston	2-4 L
30	Dec 20	@ Montreal	2-4 L
31	Dec 22	Boston	2-3 L
32	Dec 23	@ NY Rangers	3-1 W
33	Dec 26	Montreal	1-0 W
34	Dec 29	Chicago	6-3 W
35	Dec 30	@ Chicago	0-2 L
36	Jan 2	Detroit	0-2 L
37	Jan 5	Boston	3-2 W
38	Jan 6	@ Detroit	1-2 L
39	Jan 9	@ NY Rangers	4-3 W
40	Jan 10	@ Montreal	1-2 L
41	Jan 12	Chicago	4-3 W
42	Jan 13	@ Chicago	1-1 T
43	Jan 16	Montreal	2-3 L
44	Jan 19	Boston	4-1 W
45	Jan 20	@ Boston	3-2 W
46	Jan 23	NY Rangers	4-4 T
47	Jan 26	Detroit	1-4 L
48	Jan 27	@ Detroit	1-3 L
49	Feb 2	Chicago	3-3 T
50	Feb 3	@ Chicago	3-6 L
51	Feb 6	Montreal	1-1 T
52	Feb 9	NY Rangers	4-4 T
53	Feb 10	@ Boston	1-5 L
54	Feb 13	Boston	2-2 T
55	Feb 14	@ Montreal	2-1 W
56	Feb 16	Detroit	1-3 L
57	Feb 17	@ NY Rangers	2-3 L
58	Feb 23	Boston	2-5 L
59	Feb 24	@ Detroit	2-1 W
60	Mar 2	Chicago	3-4 L
61	Mar 3	@ Chicago	0-0 T
62	Mar 6	Montreal	3-1 W
63	Mar 9	NY Rangers	1-2 L
64	Mar 10	@ Boston	3-3 T
65	Mar 14	@ Montreal	4-8 L
66	Mar 16	NY Rangers	14-1 W
67	Mar 17	@ NY Rangers	5-3 W
68	Mar 20	Montreal	1-2 L
69	Mar 23	Detroit	3-5 L
70	Mar 24	@ Detroit	1-4 L



1957-58

(21-38-11 / 53 Points / 6th in NHL)

GENERAL MANAGER: Stafford Smythe (interim)**HEAD COACH:** Billy Reay**CAPTAIN:** George Armstrong

PLAYER	POS	GP	G	A	PTS	PIM
Dick Duff	L	65	26	23	49	79
Billy Harris	C	68	16	28	44	32
Brian Cullen	C	67	20	23	43	29
George Armstrong	R	59	17	25	42	93
Barry Cullen	R	70	16	25	41	37
Ron Stewart	R	70	15	24	39	51
Tod Sloan	C/R	59	13	25	38	58
Frank Mahovlich	L	67	20	16	36	67
Bob Pulford	L	70	14	17	31	48
Tim Horton	D	53	6	20	26	39
Gary Aldcorn	L	59	10	14	24	12
Jim Morrison	D	70	3	21	24	62
Rudy Migay	C	48	7	14	21	18
Paul Masnick	C	41	2	9	11	14
Bob Baun	D	67	1	9	10	91
Marc Reaume	D	68	1	7	8	49
Gerry James	R	15	3	2	5	61
Sid Smith	L	12	2	1	3	2
Pete Conacher	L	5	0	1	1	5
Earl Balfour	L	1	0	0	0	0
Carl Brewer	D	2	0	0	0	0
Ed Chadwick	G	70	0	0	0	0
Kenny Girard	R	3	0	0	0	0
Al MacNeil	D	13	0	0	0	9
Bob Nevin	R	4	0	0	0	0
Noel Price	D	1	0	0	0	5

PLAYER	POS	GP	W	L	T/O	GA	GAA	SO	PIM	MIN
Ed Chadwick	G	70	21	38	11	223	3.19	4	0	4200

HOME ARENA

Maple Leaf Gardens (Capacity: 14,550)

PLAYOFF RESULT

Out of Playoffs

UNIFORMS

HOME



AWAY



GP	DATE	OPPONENT	RESULT
1	Oct 8	@ Chicago	0-1 L
2	Oct 12	Detroit	3-5 L
3	Oct 17	@ Montreal	3-9 L
4	Oct 19	Boston	7-0 W
5	Oct 20	@ Detroit	1-3 L
6	Oct 23	@ NY Rangers	0-3 L
7	Oct 26	NY Rangers	3-0 W
8	Oct 30	Montreal	2-6 L
9	Oct 31	@ Montreal	3-1 W
10	Nov 2	Chicago	3-3 T
11	Nov 6	NY Rangers	2-4 L
12	Nov 7	@ Boston	5-3 W
13	Nov 9	Detroit	3-3 T
14	Nov 10	@ Chicago	1-3 L
15	Nov 13	Montreal	2-4 L
16	Nov 16	Boston	2-4 L
17	Nov 17	@ Boston	2-2 T
18	Nov 20	Chicago	2-1 W
19	Nov 23	Detroit	1-2 L
20	Nov 24	@ NY Rangers	5-1 W
21	Nov 28	@ Detroit	3-3 T
22	Nov 30	Boston	3-2 W
23	Dec 1	@ Chicago	7-2 W
24	Dec 4	Montreal	0-0 T
25	Dec 5	@ Montreal	3-4 L
26	Dec 7	NY Rangers	3-3 T
27	Dec 8	@ NY Rangers	2-1 W
28	Dec 14	Chicago	4-1 W
29	Dec 15	@ Boston	3-1 W
30	Dec 19	@ Detroit	2-3 L
31	Dec 21	Boston	3-3 T
32	Dec 22	@ NY Rangers	2-5 L
33	Dec 25	Montreal	5-4 W
34	Dec 28	NY Rangers	6-1 W
35	Dec 29	@ Chicago	1-2 L
36	Jan 2	@ Montreal	2-5 L
37	Jan 4	Chicago	2-4 L
38	Jan 5	@ Detroit	2-3 L
39	Jan 8	@ NY Rangers	5-5 T
40	Jan 11	Boston	2-2 T
41	Jan 12	@ Boston	5-3 W
42	Jan 16	@ Montreal	2-5 L
43	Jan 18	Detroit	2-1 W
44	Jan 19	@ Chicago	3-5 L
45	Jan 22	Montreal	0-2 L
46	Jan 25	NY Rangers	7-1 W
47	Jan 26	@ Boston	3-3 T
48	Jan 29	Chicago	1-4 L
49	Feb 1	Detroit	9-2 W
50	Feb 2	@ Detroit	1-3 L
51	Feb 8	Boston	3-7 L
52	Feb 9	@ Boston	2-0 W
53	Feb 12	Montreal	2-5 L
54	Feb 15	Detroit	3-6 L
55	Feb 16	@ Detroit	1-4 L
56	Feb 22	Chicago	3-1 W
57	Feb 23	@ NY Rangers	2-4 L
58	Feb 27	@ Montreal	1-4 L
59	Mar 1	NY Rangers	4-5 L
60	Mar 2	@ Chicago	6-5 W
61	Mar 5	Chicago	5-2 W
62	Mar 8	Boston	3-3 T
63	Mar 9	@ Boston	0-7 L
64	Mar 12	Montreal	3-5 L
65	Mar 15	Detroit	1-3 L
66	Mar 16	@ Chicago	2-3 L
67	Mar 18	@ Detroit	2-4 L
68	Mar 20	@ Montreal	4-7 L
69	Mar 22	NY Rangers	0-7 L
70	Mar 23	@ NY Rangers	2-3 L

1957-58 Toronto Maple Leafs



1958-59

(27-32-11 / 65 Points / 4th in NHL)

GENERAL MANAGER: Stafford Smythe (interim) (Oct. - Nov. 20), Punch Imlach (Nov. 20 - Apr.)

HEAD COACH: Billy Reay (5-12-3), Punch Imlach (22-20-8)

CAPTAIN: George Armstrong

PLAYER	POS	GP	G	A	PTS	PIM
Dick Duff	L	69	29	24	53	73
Billy Harris	C	70	22	30	52	29
Frank Mahovlich	L	63	22	27	49	94
Bert Olmstead	L	70	10	31	41	74
Bob Pulford	L	70	23	14	37	53
George Armstrong	R	59	20	16	36	37
Ron Stewart	R	70	21	13	34	23
Tim Horton	D	70	5	21	26	76
Gerry Ehman	R	38	12	13	25	12
Larry Regan	R	32	4	21	25	2
Carl Brewer	D	69	3	21	24	125
Allan Stanley	D	70	1	22	23	47
Brian Cullen	C	59	4	14	18	10
Barry Cullen	R	40	6	8	14	17
Dave Creighton	C	34	3	9	12	4
Bob Baun	D	51	1	8	9	87
Marc Reaume	D	51	1	5	6	67
Gary Aldcorn	L	5	0	3	3	2
Rudy Migay	C	19	1	1	2	4
Stephen Kraftcheck	D	8	1	0	1	0
Willie Marshall	C	9	0	1	1	2
Johnny Bower	G	39	0	0	0	2
Ed Chadwick	G	31	0	0	0	0
Bob Nevin	R	2	0	0	0	2
Noel Price	D	28	0	0	0	4

PLAYER	POS	GP	W	L	T/O	GA	GAA	SO	PIM	MIN
Johnny Bower	G	39	15	17	7	106	2.72	3	2	2340
Ed Chadwick	G	31	12	15	4	92	2.97	3	0	1860

HOME ARENA

Maple Leaf Gardens (Capacity: 14,550)

PLAYOFF RESULT

Lost Final

UNIFORMS

HOME



AWAY



1958-59 Toronto Maple Leafs

GP	DATE	OPPONENT	RESULT
1	Oct 11	Chicago	1-3 L
2	Oct 12	@ Chicago	2-5 L
3	Oct 16	@ Montreal	3-4 L
4	Oct 18	Boston	3-2 W
5	Oct 19	@ Detroit	1-3 L
6	Oct 25	Detroit	3-0 W
7	Oct 26	@ NY Rangers	2-3 L
8	Oct 29	Montreal	0-5 L
9	Nov 1	NY Rangers	4-3 W
10	Nov 2	@ Boston	0-2 L
11	Nov 8	Boston	5-3 W
12	Nov 9	@ Detroit	2-0 W
13	Nov 12	Montreal	1-4 L
14	Nov 15	Detroit	1-4 L
15	Nov 16	@ Boston	4-4 T
16	Nov 19	@ NY Rangers	4-7 L
17	Nov 22	NY Rangers	2-2 T
18	Nov 23	@ Chicago	3-3 T
19	Nov 26	Detroit	2-5 L
20	Nov 27	@ Detroit	2-3 L
21	Nov 29	Chicago	1-2 L
22	Nov 30	@ Boston	2-1 W
23	Dec 4	@ Montreal	2-2 T
24	Dec 6	Boston	4-1 W
25	Dec 7	@ NY Rangers	2-0 W
26	Dec 10	@ Chicago	2-2 T
27	Dec 13	NY Rangers	4-4 T
28	Dec 14	@ Boston	3-6 L
29	Dec 18	@ Montreal	1-4 L
30	Dec 20	Boston	2-2 T
31	Dec 21	@ NY Rangers	1-5 L
32	Dec 25	@ Detroit	2-0 W
33	Dec 27	Chicago	2-2 T
34	Dec 28	@ Chicago	3-4 L
35	Dec 31	Montreal	2-0 W
36	Jan 3	Chicago	1-2 L
37	Jan 4	@ NY Rangers	4-2 W
38	Jan 7	Detroit	3-1 W
39	Jan 8	@ Montreal	0-3 L
40	Jan 10	Boston	4-1 W
41	Jan 11	@ Detroit	6-6 T
42	Jan 14	NY Rangers	2-3 L
43	Jan 17	Detroit	2-1 W
44	Jan 18	@ Boston	3-4 L
45	Jan 21	Montreal	3-1 W
46	Jan 24	Boston	1-3 L
47	Jan 25	@ Chicago	4-1 W
48	Jan 31	NY Rangers	2-5 L
49	Feb 1	@ Boston	4-6 L
50	Feb 5	@ Montreal	6-3 W
51	Feb 7	Detroit	4-1 W
52	Feb 8	@ Chicago	2-7 L
53	Feb 11	Montreal	2-5 L
54	Feb 14	Chicago	5-1 W
55	Feb 15	@ Detroit	2-4 L
56	Feb 21	NY Rangers	1-1 T
57	Feb 22	@ Chicago	1-5 L
58	Feb 25	Montreal	3-2 W
59	Feb 28	Detroit	2-4 L
60	Mar 1	@ NY Rangers	1-1 T
61	Mar 4	Chicago	5-2 W
62	Mar 5	@ Montreal	1-2 L
63	Mar 7	Boston	4-1 W
64	Mar 8	@ Boston	3-4 L
65	Mar 11	Montreal	2-6 L
66	Mar 14	NY Rangers	5-0 W
67	Mar 15	@ NY Rangers	6-5 W
68	Mar 19	@ Montreal	6-3 W
69	Mar 21	Chicago	5-1 W
70	Mar 22	@ Detroit	6-4 W



1959-60

(35-26-9 / 79 Points / 2nd in NHL)

GENERAL MANAGER: Punch Imlach

HEAD COACH: Punch Imlach

CAPTAIN: George Armstrong

PLAYER	POS	GP	G	A	PTS	PIM
Bob Pulford	L	70	24	28	52	81
George Armstrong	R	70	23	28	51	60
Dick Duff	L	67	19	22	41	51
Frank Mahovlich	L	70	18	21	39	61
Billy Harris	C	70	13	25	38	29
Bert Olmstead	L	53	15	21	36	63
Ron Stewart	R	67	14	20	34	28
Allan Stanley	D	64	10	23	33	22
Tim Horton	D	70	3	29	32	69
Johnny Wilson	L	70	15	16	31	8
Gerry Ehman	R	69	12	16	28	26
Carl Brewer	D	67	4	19	23	150
Larry Regan	R	47	4	16	20	6
Bob Baun	D	61	8	9	17	59
Gerry James	R	34	4	9	13	56
Red Kelly	D/C	18	6	5	11	8
Garry Edmundson	L	39	4	6	10	47
Ted Hampson	C	41	2	8	10	17
Dave Creighton	C	14	1	5	6	4
Joe Crozier	D	5	0	3	3	2
Marc Reaume	D	36	0	1	1	6
Johnny Bower	G	66	0	0	0	4
Ed Chadwick	G	4	0	0	0	0
Kenny Girard	R	1	0	0	0	0
Pat Hannigan	L	1	0	0	0	0
Al MacNeil	D	4	0	0	0	2
Rudy Migay	C	1	0	0	0	0

PLAYER	POS	GP	W	L	T/O	GA	GAA	SO	PIM	MIN
Johnny Bower	G	66	34	24	8	177	2.68	5	4	3960
Ed Chadwick	G	4	1	2	1	15	3.75	0	0	240

HOME ARENA

Maple Leaf Gardens (Capacity: 14,550)

PLAYOFF RESULT

Lost Final

UNIFORMS

HOME



AWAY



GP	DATE	OPPONENT	RESULT
1	Oct 10	Chicago	6-3 W
2	Oct 11	@ Chicago	3-1 W
3	Oct 15	@ Montreal	2-4 L
4	Oct 17	Boston	3-0 W
5	Oct 18	@ Detroit	0-3 L
6	Oct 21	@ NY Rangers	3-2 W
7	Oct 24	NY Rangers	1-1 T
8	Oct 28	Montreal	1-1 T
9	Oct 31	Boston	4-3 W
10	Nov 1	@ Boston	3-6 L
11	Nov 4	NY Rangers	4-1 W
12	Nov 7	Detroit	2-2 T
13	Nov 10	@ Chicago	3-1 W
14	Nov 12	@ Montreal	0-3 L
15	Nov 14	Chicago	3-3 T
16	Nov 15	@ NY Rangers	2-2 T
17	Nov 18	Detroit	3-2 W
18	Nov 21	Montreal	1-4 L
19	Nov 22	@ Boston	2-1 W
20	Nov 26	@ Chicago	4-3 W
21	Nov 28	Boston	2-2 T
22	Nov 29	@ Detroit	4-1 W
23	Dec 2	Montreal	1-0 W
24	Dec 5	NY Rangers	6-3 W
25	Dec 6	@ NY Rangers	0-6 L
26	Dec 10	@ Boston	3-6 L
27	Dec 12	Chicago	2-4 L
28	Dec 13	@ Detroit	2-4 L
29	Dec 17	@ Montreal	2-8 L
30	Dec 19	Detroit	4-2 W
31	Dec 20	@ Chicago	4-7 L
32	Dec 26	NY Rangers	4-0 W
33	Dec 27	@ NY Rangers	6-3 W
34	Dec 30	Montreal	2-3 L
35	Dec 31	@ Detroit	4-2 W
36	Jan 2	Chicago	2-4 L
37	Jan 3	@ Chicago	4-0 W
38	Jan 6	Detroit	3-1 W
39	Jan 9	Boston	2-3 L
40	Jan 10	@ Boston	0-4 L
41	Jan 14	@ Montreal	1-3 L
42	Jan 16	NY Rangers	3-1 W
43	Jan 17	@ Detroit	3-4 L
44	Jan 23	Boston	3-3 T
45	Jan 24	@ Boston	2-6 L
46	Jan 27	Chicago	2-1 W
47	Jan 30	NY Rangers	3-2 W
48	Jan 31	@ Chicago	3-3 T
49	Feb 3	@ NY Rangers	4-2 W
50	Feb 4	@ Montreal	2-4 L
51	Feb 6	Detroit	6-4 W
52	Feb 7	@ Boston	0-3 L
53	Feb 10	Montreal	2-4 L
54	Feb 13	Detroit	7-1 W
55	Feb 14	@ Detroit	3-1 W
56	Feb 17	Boston	3-1 W
57	Feb 20	Chicago	3-1 W
58	Feb 21	@ Chicago	5-7 L
59	Feb 24	Montreal	3-1 W
60	Feb 27	Detroit	3-4 L
61	Feb 28	@ NY Rangers	5-3 W
62	Mar 3	@ Montreal	1-5 L
63	Mar 5	Boston	5-2 W
64	Mar 6	@ Boston	3-1 W
65	Mar 9	Montreal	4-9 L
66	Mar 12	NY Rangers	1-4 L
67	Mar 13	@ NY Rangers	2-2 T
68	Mar 17	@ Montreal	6-2 W
69	Mar 19	Chicago	1-0 W
70	Mar 20	@ Detroit	3-2 W

1959-60 Toronto Maple Leafs



1960-61

(39-19-12 / 90 Points / 2nd in NHL)

GENERAL MANAGER: Punch Imlach

HEAD COACH: Punch Imlach

CAPTAIN: George Armstrong

PLAYER	POS	GP	G	A	PTS	PIM
Frank Mahovlich	L	70	48	36	84	131
Red Kelly	D/C	64	20	50	70	12
Bob Nevin	R	68	21	37	58	13
Bert Olmstead	L	67	18	34	52	84
Dave Keon	C	70	20	25	45	6
Billy Harris	C	66	12	27	39	30
Allan Stanley	D	68	9	25	34	42
Dick Duff	L	67	16	17	33	54
George Armstrong	R	47	14	19	33	21
Bob Pulford	L	40	11	18	29	41
Eddie Shack	L	55	14	14	28	90
Ron Stewart	R	51	13	12	25	8
Tim Horton	D	57	6	15	21	75
Bob Baun	D	70	1	14	15	70
Carl Brewer	D	51	1	14	15	92
Larry Hillman	D	62	3	10	13	59
John MacMillan	R	31	3	5	8	8
Larry Regan	R	37	3	5	8	2
Gerry Ehman	R	14	1	1	2	2
Johnny Wilson	L	3	0	1	1	0
Johnny Bower	G	58	0	0	0	0
Garry Edmundson	L	3	0	0	0	0
Gary Jarrett	L	1	0	0	0	0
Cesare Maniago	G	7	0	0	0	2
Jack Martin	C	1	0	0	0	0
Gerry McNamara	G	5	0	0	0	2

PLAYER	POS	GP	W	L	T/O	GA	SA	GAA	SO	PIM	MIN
Johnny Bower	G	36	58	33	15	10	145	2.50	2	0	3480
Cesare Maniago	G	22	7	4	2	1	17	2.43	0	2	420
Gerry McNamara	G	26	5	2	2	1	12	2.40	0	2	300

HOME ARENA

Maple Leaf Gardens (Capacity: 15,037)

PLAYOFF RESULT

Lost Semi-Final

UNIFORMS

HOME



AWAY



1960-61 Toronto Maple Leafs

GP	DATE	OPPONENT	RESULT
1	Oct 6	@ Montreal	0-5 L
2	Oct 8	NY Rangers	2-5 L
3	Oct 9	@ Detroit	3-3 T
4	Oct 12	@ Chicago	0-3 L
5	Oct 15	Boston	1-1 T
6	Oct 16	@ NY Rangers	7-2 W
7	Oct 19	Montreal	3-1 W
8	Oct 22	Detroit	1-2 L
9	Oct 23	@ Detroit	3-1 W
10	Oct 29	Chicago	8-4 W
11	Oct 30	@ NY Rangers	3-1 W
12	Nov 2	Boston	2-2 T
13	Nov 3	@ Montreal	1-3 L
14	Nov 5	NY Rangers	7-3 W
15	Nov 9	@ Chicago	0-2 L
16	Nov 12	Chicago	7-1 W
17	Nov 13	@ Boston	4-2 W
18	Nov 16	Detroit	3-3 T
19	Nov 19	Montreal	6-3 W
20	Nov 20	@ Boston	3-2 W
21	Nov 24	@ Chicago	1-2 L
22	Nov 26	Detroit	3-3 T
23	Nov 27	@ Detroit	0-2 L
24	Dec 1	@ Montreal	3-6 L
25	Dec 3	NY Rangers	5-2 W
26	Dec 4	@ Boston	5-2 W
27	Dec 7	Montreal	2-6 L
28	Dec 10	Chicago	5-2 W
29	Dec 11	@ Chicago	6-1 W
30	Dec 15	@ Montreal	4-2 W
31	Dec 17	Boston	3-3 T
32	Dec 18	@ NY Rangers	3-2 W
33	Dec 24	Detroit	4-4 T
34	Dec 25	@ Boston	4-1 W
35	Dec 28	Montreal	1-4 L
36	Dec 31	NY Rangers	2-1 W
37	Jan 1	@ NY Rangers	4-1 W
38	Jan 4	Detroit	6-4 W
39	Jan 5	@ Detroit	4-1 W
40	Jan 7	Boston	4-1 W
41	Jan 8	@ Chicago	1-5 L
42	Jan 12	@ Montreal	2-6 L
43	Jan 14	Chicago	4-1 W
44	Jan 15	@ Boston	6-4 W
45	Jan 18	NY Rangers	4-4 T
46	Jan 21	Boston	1-3 L
47	Jan 25	Montreal	5-3 W
48	Jan 26	@ Boston	4-5 L
49	Jan 28	Chicago	2-1 W
50	Jan 29	@ NY Rangers	4-1 W
51	Feb 2	@ Detroit	5-0 W
52	Feb 4	Detroit	4-2 W
53	Feb 5	@ Chicago	1-1 T
54	Feb 8	NY Rangers	5-3 W
55	Feb 11	Boston	6-3 W
56	Feb 12	@ Detroit	4-2 W
57	Feb 15	Montreal	1-3 L
58	Feb 18	Chicago	5-2 W
59	Feb 19	@ NY Rangers	2-4 L
60	Feb 23	@ Montreal	4-2 W
61	Feb 25	Detroit	3-1 W
62	Feb 26	@ Detroit	2-2 T
63	Mar 1	Montreal	3-1 W
64	Mar 4	NY Rangers	5-4 W
65	Mar 5	@ Chicago	1-3 L
66	Mar 11	Chicago	2-2 T
67	Mar 12	@ Boston	5-0 W
68	Mar 16	@ Montreal	2-5 L
69	Mar 18	Boston	6-2 W
70	Mar 19	@ NY Rangers	2-2 T



1961-62



(37-22-11 / 85 Points / 2nd in NHL)

GENERAL MANAGER: Punch Imlach**HEAD COACH:** Punch Imlach**CAPTAIN:** George Armstrong

PLAYER	POS	GP	G	A	PTS	PIM
Frank Mahovlich	LW	70	33	38	71	87
Dave Keon	C	64	26	35	61	2
George Armstrong	RW	70	21	32	53	27
Red Kelly	D/C	58	22	27	49	6
Bob Nevin	RW	69	15	30	45	10
Bob Pulford	LW	70	18	21	39	98
Tim Horton	D	70	10	28	38	88
Dick Duff	LW	51	17	20	37	37
Bert Olmstead	LW	56	13	23	36	10
Allan Stanley	D	60	9	26	35	24
Billy Harris	C	67	15	10	25	14
Carl Brewer	D	67	1	22	23	89
Eddie Shack	LW	44	7	14	21	62
Ed Litzenberger	C/RW	37	10	10	20	14
Ron Stewart	RW	60	8	9	17	14
Bob Baun	D	65	4	11	15	94
Al Arbour	D	52	1	5	6	68
Les Kozak	LW	12	1	0	1	2
John MacMillan	RW	31	1	0	1	8
Johnny Bower	G	59	0	1	1	4
Arnie Brown	D	2	0	0	0	0
Gerry Cheevers	G	2	0	0	0	0
Brian Conacher	LW	1	0	0	0	0
Alex Faulkner	C	1	0	0	0	0
Larry Hillman	D	5	0	0	0	4
Larry Keenan	LW	2	0	0	0	0
Don Simmons	G	9	0	0	0	0

PLAYER	POS	GP	W	L	T/O	GA	GAA	SO	PIM	MIN
Johnny Bower	G	59	31	18	10	151	2.56	2	4	3540
Don Simmons	G	9	5	3	1	21	2.33	1	0	540
Gerry Cheevers	G	2	1	1	0	6	3.00	0	0	120

HOME ARENA

Maple Leaf Gardens (Capacity: 15,037)

PLAYOFF RESULT

Won Stanley Cup

UNIFORMS

HOME



AWAY



Bob Baun, Allan Stanley & Dick Duff with the Stanley Cup on April 22, 1962.

GP	DATE	OPPONENT	RESULT
1	Oct 12	@ Detroit	4-2 W
2	Oct 14	Boston	3-2 W
3	Oct 15	@ NY Rangers	1-2 L
4	Oct 21	Chicago	1-1 T
5	Oct 22	@ Boston	9-1 W
6	Oct 28	NY Rangers	5-1 W
7	Oct 29	@ NY Rangers	2-4 L
8	Nov 1	Montreal	3-2 W
9	Nov 4	Chicago	2-1 W
10	Nov 5	@ Detroit	3-2 W
11	Nov 7	@ Chicago	0-6 L
12	Nov 9	@ Montreal	2-5 L
13	Nov 11	Detroit	5-1 W
14	Nov 12	@ Boston	3-4 L
15	Nov 15	Montreal	3-2 W
16	Nov 18	Detroit	6-1 W
17	Nov 19	@ NY Rangers	3-5 L
18	Nov 23	@ Chicago	5-2 W
19	Nov 25	NY Rangers	6-0 W
20	Nov 26	@ Boston	4-1 W
21	Nov 29	Montreal	2-2 T
22	Nov 30	@ Montreal	1-1 T
23	Dec 2	Chicago	6-4 W
24	Dec 3	@ Detroit	1-3 L
25	Dec 7	@ Montreal	1-4 L
26	Dec 9	Boston	9-2 W
27	Dec 10	@ NY Rangers	3-2 W
28	Dec 16	NY Rangers	4-2 W
29	Dec 17	@ Boston	4-1 W
30	Dec 23	Boston	4-7 L
31	Dec 25	@ Chicago	3-3 T
32	Dec 27	Chicago	0-0 T
33	Dec 30	Detroit	6-4 W
34	Dec 31	@ Detroit	2-4 L
35	Jan 3	Montreal	3-1 W
36	Jan 6	Chicago	6-3 W
37	Jan 7	@ NY Rangers	4-3 W
38	Jan 10	Boston	7-5 W
39	Jan 11	@ Montreal	2-4 L
40	Jan 13	Detroit	4-3 W
41	Jan 14	@ Chicago	2-2 T
42	Jan 17	NY Rangers	4-2 W
43	Jan 20	Boston	4-5 L
44	Jan 21	@ Boston	5-1 W
45	Jan 24	@ Chicago	1-2 L
46	Jan 27	Detroit	4-2 W
47	Jan 28	@ Detroit	2-2 T
48	Feb 1	@ Montreal	2-5 L
49	Feb 3	NY Rangers	4-1 W
50	Feb 4	@ Chicago	1-2 L
51	Feb 7	Boston	2-2 T
52	Feb 10	Montreal	2-4 L
53	Feb 11	@ Detroit	0-5 L
54	Feb 17	NY Rangers	5-3 W
55	Feb 18	@ NY Rangers	2-6 L
56	Feb 21	Montreal	2-4 L
57	Feb 24	Boston	7-2 W
58	Feb 25	@ Detroit	8-2 W
59	Feb 28	Chicago	4-2 W
60	Mar 3	NY Rangers	3-1 W
61	Mar 4	@ Boston	5-1 W
62	Mar 8	@ Montreal	1-1 T
63	Mar 10	Detroit	2-0 W
64	Mar 11	@ Chicago	3-2 W
65	Mar 14	Montreal	5-2 W
66	Mar 17	Chicago	1-3 L
67	Mar 18	@ NY Rangers	2-2 T
68	Mar 22	@ Montreal	1-4 L
69	Mar 24	Detroit	2-2 T
70	Mar 25	@ Boston	4-5 L



1962-63



(35-23-12 / 82 Points / 1st in NHL)
GENERAL MANAGER: Punch Imlach
HEAD COACH: Punch Imlach
CAPTAIN: George Armstrong

PLAYER	POS	GP	G	A	PTS	PIM
Frank Mahovlich	L	67	36	37	73	56
Red Kelly	D/C	66	20	40	60	8
Dave Keon	C	68	28	28	56	2
Bob Pulford	L	70	19	25	44	49
George Armstrong	R	70	19	24	43	27
Dick Duff	L	69	16	19	35	56
Bob Nevin	R	58	12	21	33	4
Ron Stewart	R	63	16	16	32	26
Billy Harris	C	65	8	24	32	22
Eddie Shack	L	63	16	9	25	97
Tim Horton	D	70	6	19	25	69
Carl Brewer	D	70	2	23	25	168
Kent Douglas	D	70	7	15	22	105
Allan Stanley	D	61	4	15	19	22
Ed Litzenberger	C/R	58	5	13	18	10
Bob Baun	D	48	4	8	12	65
Bronco Horvath	C	10	0	4	4	12
Norm Armstrong	R/D	7	1	1	2	2
John MacMillan	R	6	1	1	2	6
Al Arbour	D	4	1	0	1	4
Jim Mikol	L/D	4	0	1	1	2
Rod Seiling	D	1	0	1	1	0
Johnny Bower	G	42	0	0	0	2
Andre Champagne	L	2	0	0	0	0
Bruce Draper	C	1	0	0	0	0
Larry Hillman	D	5	0	0	0	2
Don Simmons	G	28	0	0	0	0

PLAYER	POS	GP	W	L	T/O	GA	GAA	SO	PIM	MIN
Johnny Bower	G	42	20	15	7	109	2.60	1	2	2520
Don Simmons	G	28	15	8	5	69	2.46	1	0	1680

HOME ARENA

Maple Leaf Gardens (Capacity: 14,650)

PLAYOFF RESULT

Won Stanley Cup

UNIFORMS

HOME



AWAY



Frank Mahovlich

GP	DATE	OPPONENT	RESULT
1	Oct 10	@ Chicago	3-1 W
2	Oct 13	Boston	2-2 T
3	Oct 14	@ NY Rangers	3-5 L
4	Oct 18	@ Montreal	2-4 L
5	Oct 20	Chicago	3-1 W
6	Oct 21	@ Boston	6-4 W
7	Oct 27	NY Rangers	1-5 L
8	Oct 28	@ Detroit	0-2 L
9	Oct 31	Montreal	3-4 L
10	Nov 1	@ Montreal	3-1 W
11	Nov 3	Detroit	3-7 L
12	Nov 7	@ NY Rangers	5-1 W
13	Nov 10	NY Rangers	5-3 W
14	Nov 11	@ Chicago	5-3 W
15	Nov 14	Montreal	4-2 W
16	Nov 17	Detroit	3-2 W
17	Nov 18	@ NY Rangers	1-3 L
18	Nov 22	@ Chicago	0-1 L
19	Nov 24	NY Rangers	4-1 W
20	Nov 25	@ Boston	2-5 L
21	Nov 29	@ Montreal	4-4 T
22	Dec 1	Boston	8-2 W
23	Dec 2	@ Detroit	3-1 W
24	Dec 5	Montreal	2-1 W
25	Dec 8	Chicago	1-1 T
26	Dec 9	@ Detroit	3-4 L
27	Dec 15	Boston	8-2 W
28	Dec 16	@ Chicago	6-2 W
29	Dec 20	@ Montreal	4-4 T
30	Dec 22	NY Rangers	4-2 W
31	Dec 23	@ Boston	5-4 W
32	Dec 25	@ Detroit	1-2 L
33	Dec 26	Detroit	5-4 W
34	Dec 29	Chicago	1-1 T
35	Jan 1	@ Boston	0-3 L
36	Jan 2	@ NY Rangers	2-3 L
37	Jan 5	Boston	4-2 W
38	Jan 6	@ Chicago	5-1 W
39	Jan 9	Chicago	1-3 L
40	Jan 12	Detroit	2-1 W
41	Jan 13	@ Boston	2-2 T
42	Jan 17	@ Montreal	4-6 L
43	Jan 19	Chicago	1-4 L
44	Jan 20	@ Detroit	2-2 T
45	Jan 23	Montreal	5-1 W
46	Jan 24	@ Boston	6-3 W
47	Jan 26	Boston	2-5 L
48	Jan 27	@ NY Rangers	4-2 W
49	Jan 31	@ Montreal	6-3 W
50	Feb 2	NY Rangers	2-2 T
51	Feb 3	@ Chicago	1-3 L
52	Feb 9	Montreal	3-3 T
53	Feb 10	@ Detroit	1-2 L
54	Feb 13	Detroit	6-2 W
55	Feb 16	NY Rangers	4-2 W
56	Feb 17	@ NY Rangers	1-4 L
57	Feb 20	Montreal	2-1 W
58	Feb 23	Boston	2-4 L
59	Feb 27	Chicago	6-3 W
60	Mar 2	NY Rangers	4-3 W
61	Mar 3	@ Boston	6-3 W
62	Mar 6	Boston	4-0 W
63	Mar 9	Detroit	5-3 W
64	Mar 10	@ Chicago	1-1 T
65	Mar 14	@ Montreal	3-3 T
66	Mar 16	Chicago	3-0 W
67	Mar 17	@ NY Rangers	2-1 W
68	Mar 20	Montreal	3-3 T
69	Mar 23	Detroit	1-2 L
70	Mar 24	@ Detroit	2-3 L



1963-64



(33-25-12 / 78 Points / 3rd in NHL)
GENERAL MANAGER: Punch Imlach
HEAD COACH: Punch Imlach
CAPTAIN: George Armstrong

PLAYER	POS	GP	G	A	PTS	PIM	PP	SH	GW
Dave Keon	C	70	23	37	60	6	7	0	2
Frank Mahovlich	L	70	26	29	55	66	6	0	4
Bob Pulford	L	70	18	30	48	73	1	4	1
Red Kelly	D/C	70	11	34	45	16	1	0	2
George Armstrong	R	66	20	17	37	14	7	0	3
Tim Horton	D	70	9	20	29	71	2	0	7
Allan Stanley	D	70	6	21	27	60	1	0	1
Eddie Shack	L	64	11	10	21	128	0	0	5
Ron Stewart	R	65	14	5	19	46	0	2	1
Jim Pappin	R	50	11	8	19	33	0	0	0
Bob Nevin	R	49	7	12	19	26	1	1	1
Billy Harris	C	63	6	12	18	17	1	0	2
Bob Baun	D	52	4	14	18	113	0	0	2
Andy Bathgate	R	15	3	15	18	8	0	0	0
Dick Duff	L	52	7	10	17	59	2	0	0
Don McKenney	C	15	9	6	15	2	3	0	1
Carl Brewer	D	57	4	9	13	114	0	0	0
Larry Hillman	D	33	0	4	4	31	0	0	0
Ed Litzenberger	C/R	19	2	0	2	0	0	0	0
Gerry Ehman	R	4	1	1	2	0	1	0	1
Al Arbour	D	6	0	1	1	0	0	0	0
Kent Douglas	D	43	0	1	1	29	0	0	0
Johnny Bower	G	51	0	0	0	4	0	0	0
Arnie Brown	D	4	0	0	0	6	0	0	0
Ron Ellis	R	1	0	0	0	0	0	0	0
John MacMillan	R	13	0	0	0	4	0	0	0
Don Simmons	G	21	0	0	0	0	0	0	0
Pete Stenkowski	C	1	0	0	0	2	0	0	0

PLAYER	POS	GP	W	L	T/O	GA	GAA	SO	PIM	MIN
Johnny Bower	G	51	24	16	11	106	2.11	5	4	3009
Don Simmons	G	21	9	9	1	63	3.17	3	0	1191

HOME ARENA

Maple Leaf Gardens (Capacity: 14,650)

PLAYOFF RESULT

Won Stanley Cup

UNIFORMS

HOME



AWAY



GP	DATE	OPPONENT	RESULT
1	Oct 12	Boston	5-1 W
2	Oct 13	@ Chicago	2-4 L
3	Oct 16	@ Montreal	4-2 W
4	Oct 19	Detroit	2-1 W
5	Oct 20	@ Detroit	2-3 L
6	Oct 26	NY Rangers	6-4 W
7	Oct 27	@ Boston	0-2 L
8	Oct 30	Montreal	6-3 W
9	Nov 2	Chicago	0-2 L
10	Nov 7	@ Boston	4-3 W
11	Nov 9	Chicago	3-3 T
12	Nov 13	@ Montreal	2-2 T
13	Nov 14	@ NY Rangers	5-4 W
14	Nov 16	NY Rangers	5-4 W
15	Nov 17	@ Chicago	0-6 L
16	Nov 20	Montreal	1-3 L
17	Nov 23	Boston	4-1 W
18	Nov 24	@ NY Rangers	3-3 T
19	Nov 28	@ Chicago	0-2 L
20	Nov 30	Detroit	1-1 T
21	Dec 1	@ Detroit	4-1 W
22	Dec 4	Montreal	3-0 W
23	Dec 7	Chicago	3-0 W
24	Dec 8	@ Detroit	5-3 W
25	Dec 11	Detroit	1-3 L
26	Dec 14	NY Rangers	5-3 W
27	Dec 15	@ Boston	4-4 T
28	Dec 18	@ Montreal	3-7 L
29	Dec 21	Detroit	2-0 W
30	Dec 22	@ NY Rangers	1-1 T
31	Dec 25	@ Boston	5-1 W
32	Dec 28	Boston	2-0 W
33	Dec 29	@ Chicago	0-2 L
34	Dec 31	@ Detroit	5-4 W
35	Jan 4	Chicago	3-0 W
36	Jan 5	@ NY Rangers	2-3 L
37	Jan 8	Montreal	6-1 W
38	Jan 11	Boston	3-1 W
39	Jan 12	@ Boston	3-6 L
40	Jan 15	NY Rangers	4-5 L
41	Jan 18	Boston	0-11 L
42	Jan 19	@ Chicago	2-0 W
43	Jan 22	Montreal	0-3 L
44	Jan 25	NY Rangers	1-1 T
45	Jan 26	@ Boston	0-2 L
46	Jan 29	@ Montreal	1-2 L
47	Feb 1	Boston	5-1 W
48	Feb 2	@ Detroit	2-2 T
49	Feb 5	Montreal	0-2 L
50	Feb 8	Chicago	3-3 T
51	Feb 9	@ Chicago	1-2 L
52	Feb 12	@ Montreal	0-4 L
53	Feb 15	Chicago	4-0 W
54	Feb 16	@ NY Rangers	2-4 L
55	Feb 19	Detroit	1-1 T
56	Feb 22	NY Rangers	5-2 W
57	Feb 23	@ NY Rangers	4-3 W
58	Feb 26	@ Montreal	0-1 L
59	Feb 29	Chicago	4-1 W
60	Mar 1	@ Boston	3-5 L
61	Mar 3	@ Detroit	2-3 L
62	Mar 4	Boston	4-4 T
63	Mar 7	Detroit	4-2 W
64	Mar 8	@ Chicago	3-4 L
65	Mar 11	Montreal	1-0 W
66	Mar 14	NY Rangers	7-3 W
67	Mar 15	@ NY Rangers	3-1 W
68	Mar 18	@ Montreal	2-2 T
69	Mar 21	Detroit	5-3 W
70	Mar 22	@ Detroit	4-1 W

Did you Know...



On November 8, 1963, Maple Leafs Gardens became the first arena in the NHL to install separate penalty boxes.

In Photo: Frank Mahovlich (left) and Doug Mohns (right) share space in the penalty box at Maple Leafs Gardens prior to the installation of separate boxes.



1964-65

(30-26-14 / 74 Points / 4th in NHL)

GENERAL MANAGER: Punch Imlach

HEAD COACH: Punch Imlach

CAPTAIN: George Armstrong

PLAYER	POS	GP	G	A	PTS	PIM	PP	SH	GW
Frank Mahovlich	L	59	23	28	51	76	7	0	4
Dave Keon	C	65	21	29	50	10	6	1	2
Red Kelly	D/C	70	18	28	46	8	6	1	1
Andy Bathgate	R	55	16	29	45	34	6	0	1
Ron Ellis	R	62	23	16	39	14	7	1	3
Bob Pulford	L	65	19	20	39	46	2	4	4
George Armstrong	R	59	15	22	37	14	3	0	3
Tim Horton	D	70	12	16	28	95	2	1	2
Kent Douglas	D	67	5	23	28	129	5	0	0
Ron Stewart	R	65	16	11	27	33	2	0	5
Carl Brewer	D	70	4	23	27	177	0	1	0
Pete Stelmowski	C	36	5	15	20	33	3	0	1
Don McKenney	C	52	6	13	19	6	0	0	1
Jim Pappin	R	44	9	9	18	33	0	0	2
Bob Baun	D	70	0	18	18	160	0	0	0
Allan Stanley	D	64	2	15	17	30	0	0	0
Eddie Shack	L	67	5	9	14	68	2	0	0
Billy Harris	C	48	1	6	7	0	0	0	0
Dickie Moore	L	38	2	4	6	68	0	0	0
Brit Selby	L	3	2	0	2	2	0	0	1
Terry Sawchuk	G	36	0	2	2	24	0	0	0
Johnny Bower	G	34	0	0	0	6	0	0	0
Larry Hillman	D	2	0	0	0	2	0	0	0
Duane Rupp	D	2	0	0	0	0	0	0	0

PLAYER	POS	GP	W	L	T/O	GA	GAA	SO	PIM	MIN
Terry Sawchuk	G	36	17	13	6	92	2.56	1	24	2160
Johnny Bower	G	34	13	13	8	81	2.38	3	6	2040

HOME ARENA

Maple Leaf Gardens (Capacity: 14,955)

PLAYOFF RESULT

Lost Semi-Final

UNIFORMS

HOME



AWAY



1964-65 Toronto Maple Leafs

GP	DATE	OPPONENT	RESULT
1	Oct 15	@ Detroit	5-3 W
2	Oct 17	Boston	7-2 W
3	Oct 18	@ NY Rangers	3-3 T
4	Oct 22	@ Boston	2-2 T
5	Oct 24	NY Rangers	1-1 T
6	Oct 27	@ Chicago	3-2 W
7	Oct 28	Montreal	2-5 L
8	Oct 31	Chicago	5-1 W
9	Nov 1	@ Detroit	2-4 L
10	Nov 5	@ Montreal	2-2 T
11	Nov 7	NY Rangers	0-1 L
12	Nov 11	Detroit	3-1 W
13	Nov 14	Boston	1-3 L
14	Nov 15	@ Chicago	2-4 L
15	Nov 18	Montreal	3-1 W
16	Nov 21	Chicago	1-0 W
17	Nov 22	@ Boston	3-1 W
18	Nov 25	@ NY Rangers	3-6 L
19	Nov 26	@ Chicago	4-2 W
20	Nov 28	NY Rangers	1-4 L
21	Nov 29	@ Detroit	1-1 T
22	Dec 3	@ Montreal	2-4 L
23	Dec 5	Detroit	10-2 W
24	Dec 9	Montreal	2-3 L
25	Dec 12	Boston	6-3 W
26	Dec 13	@ NY Rangers	3-3 T
27	Dec 17	@ Montreal	2-2 T
28	Dec 19	NY Rangers	6-3 W
29	Dec 20	@ Detroit	1-3 L
30	Dec 25	@ Chicago	3-3 T
31	Dec 26	Chicago	3-5 L
32	Dec 30	Montreal	3-4 L
33	Jan 1	@ Boston	0-3 L
34	Jan 2	Detroit	3-1 W
35	Jan 3	@ NY Rangers	3-3 T
36	Jan 6	@ Chicago	3-1 W
37	Jan 9	Boston	2-1 W
38	Jan 10	@ NY Rangers	6-0 W
39	Jan 13	Chicago	0-0 T
40	Jan 14	@ Montreal	5-3 W
41	Jan 16	Detroit	2-4 L
42	Jan 17	@ Boston	3-1 W
43	Jan 20	Montreal	1-2 L
44	Jan 23	NY Rangers	1-1 T
45	Jan 24	@ Detroit	1-4 L
46	Jan 30	Boston	6-1 W
47	Jan 31	@ Boston	4-2 W
48	Feb 4	@ Montreal	5-2 W
49	Feb 6	Chicago	3-6 L
50	Feb 7	@ Chicago	2-1 W
51	Feb 10	Montreal	6-2 W
52	Feb 13	Detroit	2-1 W
53	Feb 14	@ Boston	2-2 T
54	Feb 20	Chicago	4-3 W
55	Feb 21	@ Detroit	2-3 L
56	Feb 24	Boston	1-3 L
57	Feb 27	NY Rangers	3-4 L
58	Feb 28	@ NY Rangers	2-6 L
59	Mar 4	@ Montreal	2-2 T
60	Mar 6	Chicago	4-1 W
61	Mar 7	@ Boston	3-3 T
62	Mar 10	Detroit	2-4 L
63	Mar 13	Boston	0-2 L
64	Mar 14	@ Chicago	3-5 L
65	Mar 18	@ Montreal	1-4 L
66	Mar 20	NY Rangers	4-1 W
67	Mar 21	@ NY Rangers	10-1 W
68	Mar 24	Montreal	3-2 W
69	Mar 27	Detroit	1-4 L
70	Mar 28	@ Detroit	4-0 W



1965-66

(34-25-11 / 79 Points / 3rd in NHL)

GENERAL MANAGER: Punch Imlach**HEAD COACH:** Punch Imlach**CAPTAIN:** George Armstrong

PLAYER	POS	GP	G	A	PTS	PIM	PP	SH	GW
Frank Mahovlich	L	68	32	24	56	68	10	0	6
Bob Pulford	L	70	28	28	56	51	11	2	2
Dave Keon	C	69	24	30	54	4	6	0	5
George Armstrong	R	70	16	35	51	12	3	2	3
Eddie Shack	L	63	26	17	43	88	2	0	6
Ron Ellis	R	70	19	23	42	24	3	0	1
Red Kelly	D/C	63	8	24	32	12	0	0	2
Tim Horton	D	70	6	22	28	76	3	0	2
Larry Hillman	D	48	3	25	28	34	3	0	0
Brit Selby	L	61	14	13	27	26	1	0	2
Wally Boyer	C	46	4	17	21	23	1	1	0
Kent Douglas	D	64	6	14	20	97	5	0	0
Allan Stanley	D	59	4	14	18	35	1	0	0
Pete Stenkowski	C	56	4	12	16	55	0	0	1
Orland Kurtenbach	C	70	9	6	15	54	2	1	3
Marcel Pronovost	D	54	2	8	10	34	0	0	0
Bob Baun	D	44	0	6	6	68	0	0	0
Mike Walton	C	6	1	3	4	0	0	0	0
Jim Pappin	R	7	0	3	3	8	0	0	0
Larry Jeffrey	L	20	1	1	2	22	0	0	1
Eddie Joyal	C	14	0	2	2	2	0	0	0
Dick Gamble	L	2	1	0	1	0	1	0	0
Al Arbour	D	4	0	1	1	2	0	0	0
Johnny Bower	G	35	0	1	1	0	0	0	0
Wayne Carleton	L	2	0	1	1	0	0	0	0
Duane Rupp	D	2	0	1	1	0	0	0	0
Terry Sawchuk	G	27	0	1	1	12	0	0	0
Brian Conacher	L	2	0	0	0	2	0	0	0
Bruce Gamble	G	10	0	0	0	0	0	0	0
Brent Imlach	L/R	2	0	0	0	0	0	0	0
Jim McKenny	D	2	0	0	0	2	0	0	0
Darryl Sly	D	2	0	0	0	0	0	0	0
Al Smith	G	2	0	0	0	0	0	0	0
Gary Smith	G	3	0	0	0	0	0	0	0

PLAYER	POS	GP	W	L	T/O	GA	GAA	SO	PIM	MIN
Johnny Bower	G	35	18	10	5	75	2.25	3	0	1998
Terry Sawchuk	G	27	10	11	3	80	3.16	1	12	1521
Bruce Gamble	G	10	5	2	3	21	2.51	4	0	501
Gary Smith	G	3	0	2	0	7	3.56	0	0	118
Al Smith	G	2	1	0	0	2	1.94	0	0	62

HOME ARENA

Maple Leaf Gardens (Capacity: 14,988)

PLAYOFF RESULT

Lost Semi-Final

UNIFORMS

HOME



AWAY



GP	DATE	OPPONENT	RESULT
1	Oct 23	Chicago	0-4 L
2	Oct 24	@ Detroit	0-3 L
3	Oct 27	@ Boston	2-1 W
4	Oct 30	Detroit	4-3 W
5	Nov 3	@ NY Rangers	2-2 T
6	Nov 4	@ Montreal	1-5 L
7	Nov 6	NY Rangers	2-4 L
8	Nov 7	@ Chicago	0-9 L
9	Nov 10	Montreal	3-3 T
10	Nov 13	NY Rangers	5-2 W
11	Nov 14	@ Boston	0-2 L
12	Nov 18	@ Montreal	3-1 W
13	Nov 20	Chicago	3-1 W
14	Nov 21	@ Chicago	7-3 W
15	Nov 24	Montreal	1-2 L
16	Nov 27	Boston	1-2 L
17	Nov 28	@ NY Rangers	4-2 W
18	Dec 1	@ NY Rangers	2-2 T
19	Dec 4	Detroit	3-5 L
20	Dec 5	@ Detroit	1-5 L
21	Dec 11	Boston	8-3 W
22	Dec 12	@ NY Rangers	1-1 T
23	Dec 15	Detroit	5-3 W
24	Dec 16	@ Montreal	3-2 W
25	Dec 18	NY Rangers	8-4 W
26	Dec 19	@ Boston	3-1 W
27	Dec 25	Chicago	5-3 W
28	Dec 26	@ Chicago	1-1 T
29	Dec 29	Montreal	3-2 W
30	Jan 1	Boston	6-3 W
31	Jan 2	@ Detroit	0-4 L
32	Jan 8	Detroit	1-3 L
33	Jan 9	@ Chicago	3-5 L
34	Jan 13	@ Montreal	6-0 W
35	Jan 15	Boston	6-1 W
36	Jan 16	@ Detroit	0-4 L
37	Jan 19	NY Rangers	6-2 W
38	Jan 22	Chicago	4-0 W
39	Jan 23	@ Boston	1-2 L
40	Jan 29	Boston	6-3 W
41	Jan 30	@ NY Rangers	4-8 L
42	Feb 3	@ Montreal	4-5 L
43	Feb 5	Chicago	5-2 W
44	Feb 6	@ Chicago	2-3 L
45	Feb 9	NY Rangers	3-0 W
46	Feb 12	Detroit	3-3 T
47	Feb 13	@ Boston	4-4 T
48	Feb 16	Montreal	3-1 W
49	Feb 19	NY Rangers	1-3 L
50	Feb 20	@ Detroit	1-4 L
51	Feb 23	@ Chicago	3-2 W
52	Feb 26	Boston	3-2 W
53	Feb 27	@ NY Rangers	2-2 T
54	Mar 2	Montreal	3-3 T
55	Mar 3	@ Montreal	4-0 W
56	Mar 5	Chicago	5-0 W
57	Mar 6	@ Boston	5-3 W
58	Mar 9	Detroit	1-0 W
59	Mar 12	Boston	6-0 W
60	Mar 13	@ Chicago	1-5 L
61	Mar 16	Montreal	2-7 L
62	Mar 19	Chicago	4-2 W
63	Mar 20	@ Detroit	1-6 L
64	Mar 24	@ Montreal	2-0 W
65	Mar 26	Detroit	3-1 W
66	Mar 27	@ NY Rangers	5-1 W
67	Mar 30	Montreal	1-3 L
68	Mar 31	@ Boston	1-3 L
69	Apr 2	NY Rangers	3-3 T
70	Apr 3	@ Detroit	3-3 T



1966-67



(32-27-11 / 75 Points / 3rd in NHL)
GENERAL MANAGER: Punch Imlach
HEAD COACH: Punch Imlach
CAPTAIN: George Armstrong

PLAYER	POS	GP	G	A	PTS	PIM	PP	SH	GW
Dave Keon	C	66	19	33	52	2	5	1	2
Frank Mahovlich	L	63	18	28	46	44	4	0	3
Ron Ellis	R	67	22	23	45	14	4	2	7
Bob Pulford	L	67	17	28	45	28	1	1	1
Red Kelly	D/C	61	14	24	38	4	2	0	0
Pete Stelmowski	C	68	13	22	35	75	1	0	4
George Armstrong	R	70	9	24	33	26	3	0	3
Jim Pappin	R	64	21	11	32	89	6	0	7
Larry Jeffrey	L	56	11	17	28	27	1	1	1
Brian Conacher	L	66	14	13	27	47	1	0	1
Eddie Shack	L	63	11	14	25	58	0	0	2
Tim Horton	D	70	8	17	25	70	3	0	1
Larry Hillman	D	55	4	19	23	40	0	0	0
Mike Walton	C	31	7	10	17	13	4	0	0
Kent Douglas	D	39	2	12	14	48	1	0	0
Marcel Pronovost	D	58	2	12	14	28	0	0	0
Allan Stanley	D	53	1	12	13	20	0	0	0
John Brenneman	L	41	6	4	10	4	0	1	0
Bob Baun	D	54	2	8	10	83	0	0	0
Brit Selby	L	6	1	1	2	0	0	0	0
Wayne Carleton	L	5	1	0	1	14	1	0	0
Jim McKenny	D	6	1	0	1	0	0	0	0
Johnny Bower	G	27	0	0	0	0	0	0	0
Bruce Gamble	G	23	0	0	0	0	0	0	0
Dick Gamble	L	1	0	0	0	0	0	0	0
Brent Imlach	L/R	1	0	0	0	0	0	0	0
Duane Rupp	D	3	0	0	0	0	0	0	0
Terry Sawchuk	G	28	0	0	0	2	0	0	0
Al Smith	G	1	0	0	0	0	0	0	0
Gary Smith	G	2	0	0	0	0	0	0	0

PLAYER	POS	GP	W	L	T/O	GA	GAA	SO	PIM	MIN
Johnny Bower	G	27	12	9	3	63	2.64	2	0	1431
Terry Sawchuk	G	28	15	5	4	66	2.81	2	2	1409
Bruce Gamble	G	23	5	10	4	67	3.39	0	0	1185
Gary Smith	G	2	0	2	0	7	3.65	0	0	115
Al Smith	G	1	0	1	0	5	5.00	0	0	60

HOME ARENA
Maple Leaf Gardens (Capacity: 16,161)

PLAYOFF RESULT
Won Stanley Cup

UNIFORMS

*HOME



*AWAY



*Please note these versions of the uniform weren't worn until the 1967 Stanley Cup Playoffs. The previous season's design and logo was worn for the 1966-67 Regular Season.

GP	DATE	OPPONENT	RESULT
1	Oct 22	NY Rangers	4-4 T
2	Oct 23	@ NY Rangers	0-1 L
3	Oct 26	Detroit	3-2 W
4	Oct 29	Boston	3-3 T
5	Nov 2	Montreal	2-2 T
6	Nov 3	@ Detroit	2-2 T
7	Nov 5	NY Rangers	3-1 W
8	Nov 6	@ NY Rangers	3-3 T
9	Nov 9	@ Montreal	3-2 W
10	Nov 10	@ Boston	0-4 L
11	Nov 12	@ Detroit	3-3 T
12	Nov 13	@ Chicago	1-6 L
13	Nov 19	Montreal	5-1 W
14	Nov 20	@ Chicago	2-2 T
15	Nov 23	Chicago	6-3 W
16	Nov 26	Boston	4-2 W
17	Nov 27	@ NY Rangers	0-5 L
18	Nov 30	Montreal	3-2 W
19	Dec 3	Detroit	5-2 W
20	Dec 4	@ Boston	8-3 W
21	Dec 7	@ Montreal	3-6 L
22	Dec 10	Chicago	5-3 W
23	Dec 11	@ Detroit	1-4 L
24	Dec 14	Boston	2-1 W
25	Dec 17	NY Rangers	1-3 L
26	Dec 18	@ Chicago	1-3 L
27	Dec 21	@ Montreal	2-6 L
28	Dec 24	Boston	3-0 W
29	Dec 25	@ Boston	4-2 W
30	Dec 31	Chicago	1-5 L
31	Jan 1	@ NY Rangers	2-1 W
32	Jan 4	NY Rangers	1-1 T
33	Jan 7	Boston	5-2 W
34	Jan 8	@ Detroit	1-3 L
35	Jan 11	@ Montreal	2-1 W
36	Jan 14	Detroit	5-2 W
37	Jan 15	@ Chicago	0-4 L
38	Jan 19	@ Detroit	2-6 L
39	Jan 21	Detroit	4-5 L
40	Jan 22	@ Boston	1-3 L
41	Jan 25	Montreal	1-3 L
42	Jan 28	Chicago	2-5 L
43	Jan 29	@ Chicago	1-5 L
44	Feb 1	@ Montreal	1-7 L
45	Feb 5	@ NY Rangers	1-4 L
46	Feb 8	Detroit	2-5 L
47	Feb 11	Chicago	4-4 T
48	Feb 12	@ Boston	2-1 W
49	Feb 15	NY Rangers	6-0 W
50	Feb 18	Boston	5-3 W
51	Feb 22	Montreal	5-2 W
52	Feb 23	@ Detroit	4-2 W
53	Feb 25	Detroit	4-0 W
54	Feb 26	@ NY Rangers	4-2 W
55	Mar 1	@ Montreal	1-1 T
56	Mar 4	Chicago	3-0 W
57	Mar 5	@ Chicago	2-5 L
58	Mar 8	Montreal	6-4 W
59	Mar 11	NY Rangers	2-2 T
60	Mar 12	@ Chicago	0-5 L
61	Mar 15	Detroit	2-4 L
62	Mar 18	Chicago	9-5 W
63	Mar 19	@ Detroit	6-5 W
64	Mar 22	Montreal	3-5 L
65	Mar 23	@ Boston	5-3 W
66	Mar 25	Boston	4-3 W
67	Mar 26	@ NY Rangers	0-4 L
68	Mar 29	@ Montreal	3-5 L
69	Apr 1	NY Rangers	5-1 W
70	Apr 2	@ Boston	5-2 W



George Armstrong with the Stanley Cup on May 2, 1967.



1967-68

(33-31-10 / 76 Points / 5th in East Division)

GENERAL MANAGER: Punch Imlach

HEAD COACH: Punch Imlach

CAPTAIN: George Armstrong

PLAYER	POS	GP	G	A	PTS	+/-	PIM	PP	SH	GW	S
Mike Walton	C	73	30	29	59	1	48	11	0	5	238
Bob Pulford	L	74	20	30	50	-7	40	4	3	3	229
Ron Ellis	R	74	28	20	48	6	8	1	1	5	215
Dave Keon	C	67	11	37	48	16	4	1	0	3	196
Murray Oliver	C	74	16	21	37	8	18	2	0	2	155
Frank Mahovlich	L	50	19	17	36	1	30	2	0	4	151
George Armstrong	R	62	13	21	34	8	4	2	0	2	125
Jim Pappin	R	58	13	15	28	0	37	2	0	1	117
Tim Horton	D	69	4	23	27	20	82	1	1	0	179
Brian Conacher	L	64	11	14	25	7	31	0	1	1	88
Pete Stemkowski	C	60	7	15	22	-5	82	0	0	1	141
Larry Hillman	D	55	3	17	20	7	13	2	0	1	92
Marcel Pronovost	D	70	3	17	20	0	48	0	0	1	70
Wayne Carleton	L	65	8	11	19	5	34	0	0	1	140
Norm Ullman	C	13	5	12	17	12	2	1	0	0	39
Allan Stanley	D	64	1	13	14	6	16	0	0	0	61
Paul Henderson	R	13	5	6	11	13	8	0	0	1	38
Duane Rupp	D	71	1	8	9	16	42	0	0	0	79
Floyd Smith	R	6	6	1	7	7	0	1	0	1	19
Mike Byers	R	10	2	2	4	2	0	1	0	0	16
Mike Pelyk	D	24	0	3	3	3	55	0	0	0	18
Garry Unger	C	15	1	1	2	-5	4	0	0	0	15
Tom Martin	R	3	1	0	1	0	0	1	0	0	2
Jim McKenny	D	5	1	0	1	-2	0	1	0	1	2
Johnny Bower	G	43	0	1	1	0	14	0	0	0	0
J.P. Parise	L	1	0	1	1	0	0	0	0	0	1
Bruce Gamble	G	41	0	0	0	0	2	0	0	0	0
Duke Harris	R	4	0	0	0	-4	0	0	0	0	7
Andre Hinse	L	4	0	0	0	-2	0	0	0	0	1
Darryl Sly	D	17	0	0	0	-1	4	0	0	0	2

PLAYER	POS	GP	W	L	T/O	GA	GAA	SO	PIM	MIN
Johnny Bower	G	43	14	18	7	84	2.25	4	14	2239
Bruce Gamble	G	41	19	13	3	85	2.32	5	2	2201

HOME ARENA

Maple Leaf Gardens (Capacity: 15,620)

PLAYOFF RESULT

Out of Playoffs

UNIFORMS

HOME



AWAY



* Game played in Quebec City, QC.



GP	DATE	OPPONENT	RESULT
1	Oct 14	Chicago	5-1 W
2	Oct 15	@ Chicago	5-3 W
3	Oct 18	Detroit	2-3 L
4	Oct 19	@ Montreal	0-1 L
5	Oct 21	NY Rangers	3-5 L
6	Oct 25	Los Angeles	4-2 W
7	Oct 28	Oak. Seals	5-2 W
8	Oct 29	@ NY Rangers	2-3 L
9	Nov 1	Montreal	5-0 W
10	Nov 2	@ Detroit	9-3 W
11	Nov 4	NY Rangers	4-2 W
12	Nov 5	@ Boston	2-2 T
13	Nov 8	@ Oak. Seals	6-1 W
14	Nov 9	@ Los Angeles	1-4 L
15	Nov 11	@ Min. North Stars	1-2 L
16	Nov 15	Boston	4-2 W
17	Nov 18	Chicago	2-2 T
18	Nov 19	@ Boston	2-6 L
19	Nov 22	Min. North Stars	3-0 W
20	Nov 25	Detroit	3-2 W
21	Nov 29	Montreal	2-1 W
22	Nov 30	@ Detroit	3-3 T
23	Dec 2	Oak. Seals	3-0 W
24	Dec 6	@ Min. North Stars	1-1 T
25	Dec 9	Boston	3-3 T
26	Dec 10	@ St. Louis	1-2 L
27	Dec 13	Pittsburgh	1-2 L
28	Dec 16	NY Rangers	4-2 W
29	Dec 17	@ Chicago	0-2 L
30	Dec 20	@ Montreal	0-5 L
31	Dec 23	Detroit	5-3 W
32	Dec 25	@ Detroit	3-1 W
33	Dec 27	Montreal	2-2 T
34	Dec 30	St. Louis	8-1 W
35	Dec 31	@ NY Rangers	0-4 L
36	Jan 3	@ Montreal	1-1 T
37	Jan 6	Boston	3-3 T
38	Jan 7	@ NY Rangers	2-6 L
39	Jan 10	Detroit	2-1 W
40	Jan 12	@ Pittsburgh	3-4 L
41	Jan 13	Pittsburgh	7-0 W
42	Jan 18	@ Boston	4-2 W
43	Jan 20	Min. North Stars	5-1 W
44	Jan 21	@ Detroit	2-0 W
45	Jan 24	Philadelphia	1-2 L
46	Jan 27	Chicago	1-4 L
47	Jan 28	@ Chicago	3-1 W
48	Jan 30	@ Montreal	0-3 L
49	Feb 3	@ Pittsburgh	3-3 T
50	Feb 4	@ Philadelphia	1-4 L
51	Feb 7	@ Chicago	2-3 L
52	Feb 11	@ Oak. Seals	3-4 L
53	Feb 12	@ Los Angeles	0-2 L
54	Feb 14	Montreal	2-4 L
55	Feb 17	NY Rangers	2-3 L
56	Feb 21	St. Louis	1-5 L
57	Feb 24	Boston	1-0 W
58	Feb 25	@ NY Rangers	1-3 L
59	Feb 28	Chicago	0-1 L
60	Feb 29	@ Boston	1-4 L
61	Mar 2	Los Angeles	5-2 W
62	Mar 6	Philadelphia	7-2 W
63	Mar 9	Detroit	7-5 W
64	Mar 10	@ Chicago	0-4 L
65	Mar 13	@ St. Louis	3-3 T
66	Mar 16	Boston	3-0 W
67	Mar 17	@ Philadelphia	4-7 L*
68	Mar 20	@ Montreal	2-3 L
69	Mar 21	@ Detroit	5-2 W
70	Mar 23	NY Rangers	3-1 W
71	Mar 24	@ NY Rangers	2-4 L
72	Mar 27	Montreal	6-0 W
73	Mar 30	Chicago	3-0 W
74	Mar 31	@ Boston	4-1 W

Note: The Philadelphia Flyers played a "home" game at Maple Leaf Gardens against the Boston Bruins on March 7, 1968, while the Spectrum roof was being repaired. The Bruins won the game 2-1.



1968-69

(35-26-15 / 85 Points / 4th in East Division)

GENERAL MANAGER: Punch Imlach

HEAD COACH: Punch Imlach

CAPTAIN: George Armstrong

PLAYER	POS	GP	G	A	PTS	+/-	PIM	PP	SH	GW	S
Norm Ullman	C	75	35	42	77	19	41	13	0	2	247
Dave Keon	C	75	27	34	61	17	12	3	6	6	281
Paul Henderson	R	74	27	32	59	18	16	4	0	5	223
Murray Oliver	C	76	14	36	50	12	16	3	2	3	192
Ron Ellis	R	72	25	21	46	5	12	4	0	5	180
Mike Walton	C	66	22	21	43	-9	34	8	0	5	205
Tim Horton	D	74	11	29	40	14	107	3	0	1	169
Floyd Smith	R	64	15	19	34	14	22	2	0	2	120
Bob Pulford	L	72	11	23	34	-9	20	3	1	1	179
Jim Dorey	D	61	8	22	30	9	200	0	1	0	133
George Armstrong	R	53	11	16	27	-9	10	1	1	1	103
Larry Mickey	R	55	8	19	27	0	43	0	0	3	80
Pierre Pilote	D	69	3	18	21	5	46	1	0	0	48
Bill Sutherland	C	44	7	5	12	-3	14	0	0	0	53
Mike Pelyk	D	65	3	9	12	-2	146	0	0	0	67
Rick Ley	D	38	1	11	12	2	39	0	0	0	37
Pat Quinn	D	40	2	7	9	10	95	0	0	1	42
Brit Selby	L	14	2	2	4	0	19	0	0	0	18
Wayne Carleton	L	12	1	3	4	-8	6	0	0	0	24
Marcel Pronovost	D	34	1	2	3	-2	20	0	0	0	18
Forbes Kennedy	C	13	0	3	3	-1	24	0	0	0	7
Gerry Meehan	C	25	0	2	2	-1	2	0	0	0	28
Johnny Bower	G	20	0	0	0	0	0	0	0	0	0
Mike Byers	R	5	0	0	0	0	2	0	0	0	8
Terry Clancy	R	2	0	0	0	-1	0	0	0	0	3
Bruce Gamble	G	61	0	0	0	0	2	0	0	0	0
Gary Marsh	L	1	0	0	0	0	0	0	0	0	0
Jim McKenny	D	7	0	0	0	1	2	0	0	0	5
Al Smith	G	7	0	0	0	0	0	0	0	0	0

PLAYER	POS	GP	W	L	T/O	GA	GAA	SO	PIM	MIN
Bruce Gamble	G	61	28	20	11	161	2.80	3	2	3446
Johnny Bower	G	20	5	4	3	37	2.85	2	0	779
Al Smith	G	7	2	2	1	16	2.87	0	0	335

HOME ARENA

Maple Leaf Gardens (Capacity: 16,315)

PLAYOFF RESULT

Lost Quarter-Final

UNIFORMS

HOME



AWAY



1968-69 Toronto Maple Leafs

GP	DATE	OPPONENT	RESULT
1	Oct 13	@ Detroit	2-1 W
2	Oct 16	Pittsburgh	2-2 T
3	Oct 19	Chicago	1-3 L
4	Oct 23	St. Louis	6-4 W
5	Oct 26	Boston	2-0 W
6	Oct 27	@ NY Rangers	5-3 W
7	Oct 30	Montreal	0-5 L
8	Nov 2	Philadelphia	2-3 L
9	Nov 6	@ Min. North Stars	1-0 W
10	Nov 9	@ Los Angeles	1-3 L
11	Nov 10	@ Oak. Seals	3-1 W
12	Nov 13	Boston	1-1 T
13	Nov 14	@ Montreal	5-3 W
14	Nov 16	Chicago	3-1 W
15	Nov 17	@ Chicago	1-1 T
16	Nov 20	Pittsburgh	5-2 W
17	Nov 23	Detroit	2-5 L
18	Nov 24	@ Boston	4-7 L
19	Nov 27	@ Pittsburgh	3-3 T
20	Nov 30	Min. North Stars	3-3 T
21	Dec 1	@ NY Rangers	1-3 L
22	Dec 4	@ Min. North Stars	4-2 W
23	Dec 7	NY Rangers	5-2 W
24	Dec 8	@ Pittsburgh	4-1 W
25	Dec 11	Montreal	4-4 T
26	Dec 12	@ Philadelphia	1-0 W
27	Dec 14	St. Louis	3-2 W
28	Dec 18	Oak. Seals	5-2 W
29	Dec 21	Detroit	8-3 W
30	Dec 22	@ Detroit	2-3 L
31	Dec 25	@ Chicago	4-3 W
32	Dec 26	@ Montreal	2-4 L
33	Dec 28	Los Angeles	1-4 L
34	Jan 1	Oak. Seals	7-3 W
35	Jan 4	NY Rangers	5-3 W
36	Jan 5	@ Philadelphia	2-2 T
37	Jan 8	Philadelphia	4-4 T
38	Jan 9	@ Boston	2-3 L
39	Jan 11	Los Angeles	4-2 W
40	Jan 15	Boston	5-5 T
41	Jan 18	Detroit	1-1 T
42	Jan 19	@ Boston	3-5 L
43	Jan 23	@ St. Louis	3-2 W
44	Jan 25	@ Pittsburgh	2-0 W
45	Jan 26	@ Detroit	2-3 L
46	Jan 29	@ Los Angeles	1-3 L
47	Jan 31	@ Oak. Seals	4-5 L
48	Feb 2	@ St. Louis	3-5 L
49	Feb 5	Min. North Stars	5-5 T
50	Feb 8	Oak. Seals	1-4 L
51	Feb 9	@ Chicago	5-3 W
52	Feb 12	Min. North Stars	7-1 W
53	Feb 15	NY Rangers	6-2 W
54	Feb 16	@ NY Rangers	2-4 L
55	Feb 19	Montreal	5-1 W
56	Feb 20	@ Montreal	1-2 L
57	Feb 22	Chicago	2-4 L
58	Feb 23	@ Min. North Stars	2-7 L
59	Feb 26	St. Louis	3-2 W
60	Feb 27	@ Philadelphia	1-1 T
61	Mar 1	Pittsburgh	3-3 T
62	Mar 2	Chicago	2-1 W
63	Mar 5	Los Angeles	6-4 W
64	Mar 6	@ Montreal	3-5 L
65	Mar 8	Philadelphia	2-2 T
66	Mar 12	@ Los Angeles	4-0 W
67	Mar 13	@ Oak. Seals	3-1 W
68	Mar 15	Boston	7-4 W
69	Mar 16	@ Boston	3-11 L
70	Mar 19	@ St. Louis	1-1 T
71	Mar 22	Detroit	3-1 W
72	Mar 23	@ Chicago	1-4 L
73	Mar 26	Montreal	6-4 W
74	Mar 27	@ Detroit	4-2 W
75	Mar 29	NY Rangers	2-4 L
76	Mar 30	@ NY Rangers	0-4 L



1969-70

(29-34-13 / 71 Points / 6th in East Division)

GENERAL MANAGER: Jim Gregory

HEAD COACH: John McLellan

CAPTAIN: Dave Keon

PLAYER	POS	GP	G	A	PTS	+/-	PIM	PP	SH	GW	S
Dave Keon	C	72	32	30	62	-15	6	9	2	4	284
Norm Ullman	C	74	18	42	60	20	37	4	1	0	207
Mike Walton	C	58	21	34	55	-11	68	7	0	6	242
Ron Ellis	R	76	35	19	54	11	14	6	1	3	227
Murray Oliver	C	76	14	33	47	-19	16	5	0	3	200
Jim McKenny	D	73	11	33	44	-2	34	3	0	0	170
Paul Henderson	R	67	20	22	42	14	18	5	0	4	213
Bob Pulford	L	74	18	19	37	-24	31	3	0	1	227
George Armstrong	R	49	13	15	28	9	12	2	0	3	93
Brit Selby	L	74	10	13	23	-5	40	1	0	3	88
Tim Horton	D	59	3	19	22	4	91	1	0	1	116
Floyd Smith	R	61	4	14	18	-3	13	0	0	0	73
Jim Harrison	C	31	7	10	17	2	36	1	0	0	43
Jim Dorey	D	46	6	11	17	9	99	0	0	0	122
Rick Ley	D	48	2	13	15	-16	102	1	0	0	52
Brian Glennie	D	52	1	14	15	-4	50	0	0	0	44
Terry Clancy	R	52	6	5	11	4	31	0	0	1	77
Pat Quinn	D	59	0	5	5	-14	88	0	0	0	47
Mike Pelyk	D	36	1	3	4	-10	37	0	0	0	47
Doug Acomb	C	2	0	1	1	1	0	0	0	0	0
Wayne Carleton	L	7	0	1	1	1	6	0	0	0	6
Marv Edwards	G	25	0	1	1	0	24	0	0	0	0
Bruce Gamble	G	52	0	1	1	0	0	0	0	0	0
Ken Murray	D	1	0	1	1	1	2	0	0	0	1
Marcel Pronovost	D	7	0	1	1	5	4	0	0	0	2
Ron Ward	C	18	0	1	1	-2	2	0	0	0	11
Johnny Bower	G	1	0	0	0	0	0	0	0	0	0
Chris Evans	D	2	0	0	0	-5	0	0	0	0	0
Danny Johnson	C	1	0	0	0	0	0	0	0	0	0
Larry McIntyre	D	1	0	0	0	3	0	0	0	0	1
Gerry McNamara	G	2	0	0	0	0	0	0	0	0	0
Randy Murray	D	3	0	0	0	0	2	0	0	0	3
Gordie Nelson	D	3	0	0	0	2	11	0	0	0	5
Brian Spencer	L	9	0	0	0	-4	12	0	0	0	8

PLAYER	POS	GP	W	L	T/O	GA	GAA	SO	PIM	MIN
Bruce Gamble	G	52	19	24	9	156	3.06	5	0	3057
Marv Edwards	G	25	10	9	4	77	3.25	1	24	1420
Johnny Bower	G	1	0	1	0	5	5.00	0	0	60
Gerry McNamara	G	2	0	0	0	2	5.22	0	0	23

HOME ARENA

Maple Leaf Gardens (Capacity: 16,315)

PLAYOFF RESULT

Out of Playoffs

UNIFORMS

HOME



AWAY



1969-70 Toronto Maple Leafs

GP	DATE	OPPONENT	RESULT
1	Oct 11	@ Detroit	2-3 L
2	Oct 15	Montreal	2-2 T
3	Oct 18	Chicago	4-1 W
4	Oct 19	@ NY Rangers	0-1 L
5	Oct 22	Philadelphia	3-4 L
6	Oct 25	St. Louis	4-2 W
7	Oct 29	Boston	4-2 W
8	Nov 1	NY Rangers	2-3 L
9	Nov 2	@ Boston	4-4 T
10	Nov 4	@ Oak. Seals	5-2 W
11	Nov 5	@ Los Angeles	2-6 L
12	Nov 8	@ Montreal	3-6 L
13	Nov 9	@ Chicago	0-9 L
14	Nov 12	Pittsburgh	0-3 L
15	Nov 15	Philadelphia	4-2 W
16	Nov 19	Los Angeles	4-4 T
17	Nov 22	Detroit	4-0 W
18	Nov 23	@ Philadelphia	3-2 W
19	Nov 26	Montreal	1-3 L
20	Nov 29	Min. North Stars	5-2 W
21	Nov 30	@ Boston	1-4 L
22	Dec 3	@ Min. North Stars	5-5 T
23	Dec 6	Pittsburgh	5-0 W
24	Dec 7	@ Pittsburgh	2-3 L
25	Dec 10	@ Montreal	3-6 L
26	Dec 11	@ Philadelphia	3-6 L
27	Dec 13	Detroit	1-3 L
28	Dec 14	@ NY Rangers	3-1 W
29	Dec 20	NY Rangers	2-5 L
30	Dec 21	@ Detroit	3-0 W
31	Dec 24	Los Angeles	8-1 W
32	Dec 26	@ St. Louis	1-3 L
33	Dec 27	St. Louis	4-1 W
34	Dec 31	Oak. Seals	1-1 T
35	Jan 3	Chicago	6-2 W
36	Jan 4	@ Pittsburgh	4-4 T
37	Jan 7	Min. North Stars	3-3 T
38	Jan 10	Boston	4-3 W
39	Jan 14	NY Rangers	1-7 L
40	Jan 15	@ St. Louis	0-2 L
41	Jan 17	Pittsburgh	4-0 W
42	Jan 22	@ Los Angeles	3-2 W
43	Jan 23	@ Oak. Seals	3-6 L
44	Jan 25	@ Chicago	3-2 W
45	Jan 28	@ Pittsburgh	4-4 T
46	Jan 31	@ Min. North Stars	4-2 W
47	Feb 1	@ Boston	6-7 L
48	Feb 4	St. Louis	1-0 W
49	Feb 5	@ Detroit	1-4 L
50	Feb 7	Oak. Seals	5-1 W
51	Feb 11	@ Montreal	3-3 T
52	Feb 12	@ Philadelphia	3-3 T
53	Feb 14	Philadelphia	4-3 W
54	Feb 15	@ Chicago	4-6 L
55	Feb 18	Montreal	5-3 W
56	Feb 21	Detroit	5-7 L
57	Feb 22	@ NY Rangers	3-5 L
58	Feb 25	Oak. Seals	4-1 W
59	Feb 28	Los Angeles	3-3 T
60	Mar 1	@ Min. North Stars	0-8 L
61	Mar 3	@ Oak. Seals	4-1 W
62	Mar 5	@ Los Angeles	5-3 W
63	Mar 7	Min. North Stars	3-8 L
64	Mar 11	Detroit	1-3 L
65	Mar 14	Boston	2-1 W
66	Mar 15	Montreal	3-3 T
67	Mar 18	Chicago	4-7 L
68	Mar 21	@ St. Louis	2-0 W
69	Mar 22	@ NY Rangers	5-2 W
70	Mar 25	@ Montreal	2-5 L
71	Mar 28	Chicago	1-1 T
72	Mar 29	@ Chicago	0-4 L
73	Apr 1	NY Rangers	1-2 L
74	Apr 2	@ Detroit	2-4 L
75	Apr 4	Boston	2-4 L
76	Apr 5	@ Boston	1-3 L



1970-71

(37-33-8 / 82 Points / 4th in East Division)

GENERAL MANAGER: Jim Gregory

HEAD COACH: John McLellan

CAPTAIN: Dave Keon

PLAYER	POS	GP	G	A	PTS	+/-	PIM	PP	SH	GW	S
Norm Ullman	C	73	34	51	85	14	24	11	1	4	226
Dave Keon	C	76	38	38	76	24	4	5	8	9	277
Paul Henderson	R	72	30	30	60	14	34	8	0	2	213
Ron Ellis	R	78	24	29	53	17	10	2	0	2	234
Billy MacMillan	R	76	22	19	41	10	42	3	1	4	156
Garry Monahan	L	78	15	22	37	11	79	4	1	4	173
Jim Harrison	C	78	13	20	33	6	108	0	1	1	147
Jim McKenny	D	68	4	26	30	11	42	2	1	1	131
Jim Dorey	D	74	7	22	29	6	198	0	1	1	171
Mike Pelyk	D	73	5	21	26	17	54	0	0	1	78
George Armstrong	R	59	7	18	25	7	6	0	0	1	93
Guy Trottier	R	61	19	5	24	-12	21	7	0	3	106
Brian Spencer	L	50	9	15	24	2	115	3	0	1	61
Rick Ley	D	76	4	16	20	11	151	0	0	0	78
Darryl Sittler	C	49	10	8	18	3	37	3	0	3	131
Bob Baun	D	58	1	17	18	17	123	0	0	0	104
Mike Walton	C	23	3	10	13	-14	21	2	0	0	68
Brad Selwood	D	28	2	10	12	-7	13	2	0	0	31
Brian Glennie	D	54	0	8	8	-1	31	0	0	0	42
Denis Dupere	L	20	1	2	3	-1	4	1	0	0	18
Bob Liddington	L	11	0	1	1	-2	2	0	0	0	2
Brit Selby	L	11	0	1	1	-3	6	0	0	0	7
Doug Brindley	L/C	3	0	0	0	0	0	0	0	0	0
Bruce Gamble	G	23	0	0	0	0	0	0	0	0	0
Brian Marchinko	C	2	0	0	0	0	0	0	0	0	0
Murray McLachlan	G	2	0	0	0	0	0	0	0	0	0
Ken Murray	D	4	0	0	0	1	0	0	0	0	1
Bernie Parent	G	18	0	0	0	0	0	0	0	0	0
Jacques Plante	G	40	0	0	0	0	2	0	0	0	0
Rene Robert	R	5	0	0	0	-2	0	0	0	0	8
Errol Thompson	L	1	0	0	0	-1	0	0	0	0	0

PLAYER	POS	GP	W	L	T/O	GA	GAA	SO	PIM	MIN
Jacques Plante	G	40	24	11	4	73	1.88	4	2	2329
Bruce Gamble	G	23	6	14	1	83	3.87	2	0	1286
Bernie Parent	G	18	7	7	3	46	2.65	0	0	1040
Murray McLachlan	G	2	0	1	0	4	9.60	0	0	25

HOME ARENA

Maple Leaf Gardens (Capacity: 16,315)

PLAYOFF RESULT

Lost Quarter-Final

UNIFORMS

HOME



AWAY



1970-71 Toronto Maple Leafs

GP	DATE	OPPONENT	RESULT
1	Oct 11	@ Vancouver	3-5 L
2	Oct 14	St. Louis	7-3 W
3	Oct 17	NY Rangers	2-6 L
4	Oct 18	@ Philadelphia	2-4 L
5	Oct 21	@ NY Rangers	2-3 L
6	Oct 24	Chicago	0-1 L
7	Oct 28	Montreal	6-2 W
8	Oct 31	Min. North Stars	1-3 L
9	Nov 1	@ Detroit	5-4 W
10	Nov 4	@ Los Angeles	2-3 L
11	Nov 6	@ Cal. Golden Seals	4-8 L
12	Nov 7	@ Vancouver	2-3 L
13	Nov 11	Vancouver	2-4 L
14	Nov 14	Boston	3-2 W
15	Nov 15	@ NY Rangers	2-4 L
16	Nov 18	Buffalo	2-7 L
17	Nov 19	@ Montreal	1-5 L
18	Nov 21	Cal. Golden Seals	5-3 W
19	Nov 24	Pittsburgh	4-4 T
20	Nov 26	@ St. Louis	0-1 L
21	Nov 28	Detroit	9-4 W
22	Nov 29	@ Boston	2-4 L
23	Dec 2	Los Angeles	7-0 W
24	Dec 5	NY Rangers	0-1 L
25	Dec 6	@ Chicago	2-6 L
26	Dec 8	@ Pittsburgh	0-4 L
27	Dec 9	Montreal	4-0 W
28	Dec 12	Chicago	2-1 W
29	Dec 13	@ Buffalo	4-0 W
30	Dec 16	@ Pittsburgh	4-2 W
31	Dec 19	Buffalo	2-0 W
32	Dec 20	@ Buffalo	4-2 W
33	Dec 23	Vancouver	7-2 W
34	Dec 25	@ Min. North Stars	3-6 L
35	Dec 26	Philadelphia	9-1 W
36	Dec 30	Cal. Golden Seals	3-1 W
37	Jan 2	Detroit	13-0 W
38	Jan 5	@ Min. North Stars	2-0 W
39	Jan 6	Min. North Stars	4-4 T
40	Jan 9	Pittsburgh	5-2 W
41	Jan 10	@ Detroit	3-2 W
42	Jan 13	Cal. Golden Seals	1-1 T
43	Jan 14	@ Philadelphia	0-3 L
44	Jan 16	Los Angeles	8-1 W
45	Jan 17	@ Boston	1-9 L
46	Jan 20	@ Vancouver	5-1 W
47	Jan 22	@ Cal. Golden Seals	2-5 L
48	Jan 23	@ Los Angeles	2-3 L
49	Jan 27	@ Pittsburgh	1-3 L
50	Jan 30	@ Montreal	5-4 W
51	Feb 3	St. Louis	6-2 W
52	Feb 6	Philadelphia	4-2 W
53	Feb 7	@ Buffalo	4-3 W
54	Feb 9	@ St. Louis	3-3 T
55	Feb 10	@ Chicago	3-2 W
56	Feb 13	Los Angeles	8-1 W
57	Feb 14	Boston	1-5 L
58	Feb 17	Pittsburgh	4-3 W
59	Feb 20	St. Louis	3-1 W
60	Feb 21	@ Min. North Stars	4-1 W
61	Feb 25	Min. North Stars	1-1 T
62	Feb 27	Buffalo	2-0 W
63	Feb 28	@ Boston	3-4 L
64	Mar 3	Vancouver	3-1 W
65	Mar 5	@ St. Louis	1-3 L
66	Mar 6	Chicago	2-2 T
67	Mar 10	Montreal	2-1 W
68	Mar 13	Philadelphia	2-3 L
69	Mar 14	@ NY Rangers	0-1 L
70	Mar 18	@ Montreal	1-4 L
71	Mar 20	NY Rangers	3-1 W
72	Mar 21	@ Philadelphia	1-1 T
73	Mar 24	@ Cal. Golden Seals	6-0 W
74	Mar 25	@ Los Angeles	3-5 L
75	Mar 28	@ Detroit	1-2 L
76	Mar 31	Detroit	2-2 T
77	Apr 3	Boston	3-8 L
78	Apr 4	@ Chicago	3-2 W



1971-72

(33-31-14 / 80 Points / 4th in East Division)

GENERAL MANAGER: Jim Gregory**HEAD COACH:** John McLellan (24-28-11), King Clancy (9-3-3)**CAPTAIN:** Dave Keon

PLAYER	POS	GP	G	A	PTS	+/-	PIM	PP	SH	GW	S
Norm Ullman	C	77	23	50	73	8	26	9	0	1	204
Paul Henderson	R	73	38	19	57	14	32	12	1	5	191
Dave Keon	C	72	18	30	48	1	4	2	2	5	265
Ron Ellis	R	78	23	24	47	7	17	4	0	7	191
Jim Harrison	C	66	19	17	36	-4	104	5	0	0	149
Jim McKenny	D	76	5	31	36	1	27	2	0	0	156
Darryl Sittler	C	74	15	17	32	-4	44	1	0	4	174
Garry Monahan	L	78	14	17	31	2	47	2	1	2	186
Jim Dorey	D	50	4	19	23	10	56	1	0	2	104
Guy Trottier	R	52	9	12	21	-12	16	2	0	1	81
Brad Selwood	D	72	4	17	21	7	58	2	0	1	108
Billy MacMillan	R	61	10	7	17	-1	39	2	0	2	95
Denis Dupere	L	77	7	10	17	5	4	1	0	0	55
Rick Kehoe	R	38	8	8	16	-1	4	2	0	0	70
Don Marshall	L	50	2	14	16	2	0	1	0	0	48
Rick Ley	D	67	1	14	15	3	124	0	0	0	65
Bob Baun	D	74	2	12	14	8	101	0	0	0	158
Brian Glennie	D	61	2	8	10	11	44	0	0	1	80
Pierre Jarry	L	18	3	4	7	-3	13	0	0	1	42
Brian Spencer	L	36	1	5	6	2	65	0	0	0	31
Mike Pelyk	D	46	1	4	5	-2	44	0	0	0	58
Bernie Parent	G	47	0	1	1	0	6	0	0	0	0
Brian Marchinko	C	3	0	0	0	0	0	0	0	0	1
Gerry O'Flaherty	L	2	0	0	0	0	0	0	0	0	3
Jacques Plante	G	34	0	0	0	0	2	0	0	0	0

PLAYER	POS	GP	W	L	T/O	GA	GAA	SO	PIM	MIN
Bernie Parent	G	47	17	18	9	116	2.56	3	6	2715
Jacques Plante	G	34	16	13	5	86	2.63	2	2	1965

HOME ARENA

Maple Leaf Gardens (Capacity: 16,485)

PLAYOFF RESULT

Lost Quarter-Final

UNIFORMS

HOME



AWAY



Did you Know...



It has been over 40 years since Paul Henderson scored the 1972 Summit Series winning goal for Team Canada on September 28 in Game 8 at the Luzhniki Ice Palace in Moscow, Russia. Henderson, the Maple Leafs' leading goal scorer during the 1971-72 season with 38, also scored the game-winning goals for Canada in must-win Game's 6 and 7 in the series.



In Photos: Paul Henderson then (bottom), skating for Canada at the 1972 Summit Series, and now (top), at center ice during a pre-game ceremony at ACC on February 26, 2011.

GP	DATE	OPPONENT	RESULT
1	Oct 8	@ Vancouver	3-2 W
2	Oct 10	@ Cal. Golden Seals	3-3 T
3	Oct 16	NY Rangers	3-5 L
4	Oct 17	@ Boston	2-2 T
5	Oct 20	Buffalo	2-7 L
6	Oct 22	@ Detroit	2-5 L
7	Oct 23	Philadelphia	5-3 W
8	Oct 27	Vancouver	0-0 T
9	Oct 30	Min. North Stars	1-1 T
10	Oct 31	@ NY Rangers	3-3 T
11	Nov 1	Detroit	6-1 W
12	Nov 3	@ Min. North Stars	1-2 L
13	Nov 6	@ Los Angeles	3-2 W
14	Nov 7	@ Cal. Golden Seals	1-8 L
15	Nov 10	Montreal	2-5 L
16	Nov 13	Vancouver	2-2 T
17	Nov 14	@ Philadelphia	3-3 T
18	Nov 17	Los Angeles	5-1 W
19	Nov 20	Cal. Golden Seals	5-1 W
20	Nov 21	@ Buffalo	4-3 W
21	Nov 24	@ Pittsburgh	2-1 W
22	Nov 27	Chicago	3-3 T
23	Nov 28	@ Chicago	1-4 L
24	Dec 1	St. Louis	4-2 W
25	Dec 4	Boston	3-5 L
26	Dec 8	Min. North Stars	3-1 W
27	Dec 11	Chicago	1-3 L
28	Dec 12	@ Buffalo	4-2 W
29	Dec 14	@ St. Louis	4-2 W
30	Dec 15	Pittsburgh	3-2 W
31	Dec 18	Buffalo	8-1 W
32	Dec 19	@ Philadelphia	4-0 W
33	Dec 22	@ Montreal	2-4 L
34	Dec 25	Detroit	5-3 W
35	Dec 26	@ Boston	1-3 L
36	Dec 28	@ Pittsburgh	4-2 W
37	Dec 29	St. Louis	3-6 L
38	Jan 1	Montreal	5-2 W
39	Jan 5	Boston	0-2 L
40	Jan 8	Philadelphia	2-2 T
41	Jan 9	@ Buffalo	2-1 W
42	Jan 12	Los Angeles	1-1 T
43	Jan 15	NY Rangers	4-3 W
44	Jan 16	St. Louis	3-4 L
45	Jan 19	@ Montreal	0-1 L
46	Jan 22	@ Min. North Stars	1-4 L
47	Jan 23	@ Chicago	0-4 L
48	Jan 26	@ Los Angeles	3-5 L
49	Jan 28	@ Cal. Golden Seals	0-3 L
50	Jan 29	@ Vancouver	2-5 L
51	Feb 1	@ Detroit	0-4 L
52	Feb 2	Min. North Stars	3-2 W
53	Feb 5	Philadelphia	1-3 L
54	Feb 6	@ NY Rangers	2-2 T
55	Feb 8	@ St. Louis	2-1 W
56	Feb 9	Pittsburgh	1-4 L
57	Feb 12	Cal. Golden Seals	3-0 W
58	Feb 13	@ Chicago	1-3 L
59	Feb 16	@ Pittsburgh	2-4 L
60	Feb 19	Buffalo	4-1 W
61	Feb 20	@ Philadelphia	1-3 L
62	Feb 22	@ Detroit	4-5 L
63	Feb 23	Pittsburgh	2-0 W
64	Feb 26	Vancouver	7-1 W
65	Mar 1	@ St. Louis	3-1 W
66	Mar 4	Los Angeles	3-2 W
67	Mar 8	Detroit	5-1 W
68	Mar 11	Cal. Golden Seals	2-1 W
69	Mar 12	@ Min. North Stars	2-2 T
70	Mar 15	Montreal	2-5 L
71	Mar 18	Chicago	2-2 T
72	Mar 19	@ NY Rangers	3-5 L
73	Mar 22	@ Montreal	3-3 T
74	Mar 24	@ Vancouver	3-5 L
75	Mar 25	@ Los Angeles	4-0 W
76	Mar 29	Boston	4-1 W
77	Apr 1	NY Rangers	2-1 W
78	Apr 2	@ Boston	4-6 L



1972-73

(27-41-10 / 64 Points / 6th in East Division)

GENERAL MANAGER: Jim Gregory

HEAD COACH: John McLellan

CAPTAIN: Dave Keon

PLAYER	POS	GP	G	A	PTS	+/-	PIM	PP	SH	GW	S
Darryl Sittler	C	78	29	48	77	-11	69	8	0	1	331
Rick Kehoe	R	77	33	42	75	-11	20	2	0	5	204
Dave Keon	C	76	37	36	73	4	2	8	2	6	277
Norm Ullman	C	65	20	35	55	-18	10	3	0	1	174
Jim McKenny	D	77	11	41	52	6	55	5	0	0	208
Ron Ellis	R	78	22	29	51	-1	22	4	1	2	228
Pierre Jarry	L	74	19	18	37	-13	42	2	0	2	188
Denis Dupere	L	61	13	23	36	-4	10	4	0	0	129
Paul Henderson	R	40	18	16	34	2	18	2	0	3	105
Errol Thompson	L	68	13	19	32	4	8	2	0	1	137
Garry Monahan	L	78	13	18	31	-3	53	0	0	3	135
George Ferguson	C	72	10	13	23	-17	34	3	0	1	92
Mike Pelyk	D	72	3	16	19	-20	118	0	0	1	113
Brian Glennie	D	44	1	10	11	2	54	0	0	0	74
Joe Lundrigan	D	49	2	8	10	4	20	1	0	1	53
John Grisdale	D	49	1	7	8	-22	76	0	0	0	49
Dave Fortier	D	23	1	4	5	-10	63	0	0	0	29
Larry McIntyre	D	40	0	3	3	6	26	0	0	0	22
Bob Baun	D	5	1	1	2	-5	4	0	0	0	5
Randy Osburn	L	26	0	2	2	-5	0	0	0	0	15
Terry Clancy	R	32	0	1	1	-10	6	0	0	0	12
Ron Low	G	42	0	0	0	0	4	0	0	0	0
Gord McRae	G	11	0	0	0	0	0	0	0	0	0
Lyle Moffat	L	1	0	0	0	-1	0	0	0	0	0
Jacques Plante	G	32	0	0	0	0	0	0	0	0	0
Dale Smedsmo	L	4	0	0	0	0	0	0	0	0	2

PLAYER	POS	GP	W	L	T/O	GA	GAA	SO	PIM	MIN
Ron Low	G	42	12	24	4	152	3.89	1	4	2343
Jacques Plante	G	32	8	14	6	87	3.04	1	0	1717
Gord McRae	G	11	7	3	0	39	3.77	0	0	620

HOME ARENA

Maple Leaf Gardens (Capacity: 16,485)

PLAYOFF RESULT

Out of Playoffs

UNIFORMS

HOME



AWAY



1972-73 Toronto Maple Leafs

GP	DATE	OPPONENT	RESULT
1	Oct 7	Chicago	1-3 L
2	Oct 11	Montreal	2-2 T
3	Oct 14	Los Angeles	6-4 W
4	Oct 15	@ Buffalo	2-3 L
5	Oct 18	Pittsburgh	4-3 W
6	Oct 21	Detroit	1-3 L
7	Oct 22	@ Detroit	2-6 L
8	Oct 25	@ Min. North Stars	4-3 W
9	Oct 28	Boston	2-3 L
10	Oct 29	@ Philadelphia	2-5 L
11	Nov 1	Buffalo	7-1 W
12	Nov 4	St. Louis	4-2 W
13	Nov 5	@ Atl. Flames	2-2 T
14	Nov 8	@ Montreal	2-5 L
15	Nov 11	@ St. Louis	0-1 L
16	Nov 15	Atl. Flames	2-1 W
17	Nov 18	Min. North Stars	4-4 T
18	Nov 19	@ Boston	5-6 L
19	Nov 22	@ Min. North Stars	1-3 L
20	Nov 25	Cal. Golden Seals	11-0 W
21	Nov 26	@ NY Rangers	4-7 L
22	Nov 28	@ St. Louis	2-4 L
23	Nov 29	@ Pittsburgh	4-7 L
24	Dec 2	Philadelphia	2-2 T
25	Dec 3	@ Detroit	3-0 W
26	Dec 5	@ Vancouver	5-2 W
27	Dec 9	Vancouver	5-5 T
28	Dec 10	@ Philadelphia	2-5 L
29	Dec 13	NY Rangers	3-4 L
30	Dec 16	Detroit	1-4 L
31	Dec 17	@ Buffalo	0-4 L
32	Dec 20	@ Atl. Flames	3-5 L
33	Dec 23	Chicago	5-3 W
34	Dec 24	@ Chicago	1-5 L
35	Dec 27	Pittsburgh	3-3 T
36	Dec 29	@ Pittsburgh	4-0 W
37	Dec 30	St. Louis	5-4 W
38	Jan 3	Montreal	4-8 L
39	Jan 6	Los Angeles	4-2 W
40	Jan 7	Cal. Golden Seals	4-0 W
41	Jan 10	NY Islanders	4-2 W
42	Jan 12	@ Atl. Flames	0-1 L
43	Jan 13	Boston	1-4 L
44	Jan 16	@ Vancouver	4-6 L
45	Jan 17	@ Cal. Golden Seals	3-3 T
46	Jan 20	@ Los Angeles	6-2 W
47	Jan 24	@ Pittsburgh	2-5 L
48	Jan 27	@ Montreal	2-4 L
49	Jan 28	@ NY Rangers	2-5 L
50	Jan 31	NY Islanders	5-3 W
51	Feb 1	@ Boston	2-5 L
52	Feb 3	Vancouver	1-2 L
53	Feb 6	@ NY Islanders	2-4 L
54	Feb 7	Cal. Golden Seals	5-3 W
55	Feb 10	Los Angeles	2-4 L
56	Feb 14	Buffalo	2-3 L
57	Feb 17	NY Islanders	6-2 W
58	Feb 18	Montreal	1-2 L
59	Feb 21	Atl. Flames	2-2 T
60	Feb 24	St. Louis	4-2 W
61	Feb 28	Vancouver	7-2 W
62	Mar 3	Chicago	3-3 T
63	Mar 4	@ Philadelphia	0-10 L
64	Mar 7	@ Montreal	1-4 L
65	Mar 8	@ NY Islanders	4-1 W
66	Mar 10	Min. North Stars	4-3 W
67	Mar 11	@ NY Rangers	2-4 L
68	Mar 14	Philadelphia	5-1 W
69	Mar 15	@ Min. North Stars	2-5 L
70	Mar 17	NY Rangers	7-5 W
71	Mar 18	@ Buffalo	1-5 L
72	Mar 21	@ Los Angeles	1-5 L
73	Mar 23	@ Cal. Golden Seals	4-7 L
74	Mar 25	@ Vancouver	4-7 L
75	Mar 27	Detroit	1-8 L
76	Mar 29	@ Detroit	6-4 W
77	Mar 31	Boston	7-3 W
78	Apr 1	@ Chicago	4-4 T



1973-74

(35-27-16 / 86 Points / 4th in East Division)

GENERAL MANAGER: Jim Gregory

HEAD COACH: Red Kelly

CAPTAIN: Dave Keon

PLAYER	POS	GP	G	A	PTS	+/-	PIM	PP	SH	GW	S
Darryl Sittler	C	78	38	46	84	12	55	11	0	6	270
Norm Ullman	C	78	22	47	69	10	12	4	0	2	178
Paul Henderson	R	69	24	31	55	9	40	5	0	2	159
Dave Keon	C	74	25	28	53	13	7	1	2	3	244
Ron Ellis	R	70	23	25	48	8	12	3	0	3	158
Inge Hammarstrom	L	66	20	23	43	17	14	4	0	4	135
Jim McKenny	D	77	14	28	42	16	36	3	0	1	129
Rick Kehoe	R	69	18	22	40	19	8	3	0	3	197
Borje Salming	D	76	5	34	39	38	48	3	0	0	130
Ian Turnbull	D	78	8	27	35	12	74	2	0	2	231
Mike Pelyk	D	71	12	19	31	5	94	0	0	1	115
Lanny McDonald	R	70	14	16	30	3	43	2	0	3	142
Garry Monahan	L	78	9	16	25	4	70	0	0	1	139
Tim Ecclestone	L	46	9	14	23	8	32	1	2	1	79
Brian Glennie	D	65	4	18	22	27	100	1	1	0	65
Denis Dupere	L	34	8	9	17	3	8	2	0	0	53
Eddie Shack	L	59	7	8	15	1	74	4	0	1	78
Errol Thompson	L	56	7	8	15	2	6	0	0	2	74
Bob Neely	L	54	5	7	12	-14	98	2	0	0	77
Pierre Jarry	L	12	2	8	10	8	10	0	0	0	31
George Ferguson	C	16	0	4	4	1	4	0	0	0	19
Willie Brossart	D	17	0	1	1	2	20	0	0	0	9
Doug Favell	G	32	0	0	0	0	20	0	0	0	0
Eddie Johnston	G	26	0	0	0	0	0	0	0	0	0
Dunc Wilson	G	24	0	0	0	0	6	0	0	0	0

PLAYER	POS	GP	W	L	T/O	GA	GAA	SO	PIM	MIN
Doug Favell	G	32	14	7	9	79	2.71	0	20	1752
Eddie Johnston	G	26	12	9	4	78	3.09	1	0	1516
Dunc Wilson	G	24	9	11	3	68	2.89	1	6	1412

HOME ARENA

Maple Leaf Gardens (Capacity: 16,485)

PLAYOFF RESULT

Lost Quarter-Final

UNIFORMS

HOME



AWAY



GP	DATE	OPPONENT	RESULT
1	Oct 10	Buffalo	7-4 W
2	Oct 11	@ Philadelphia	0-2 L
3	Oct 13	Los Angeles	6-3 W
4	Oct 17	@ Montreal	5-3 W
5	Oct 20	NY Rangers	3-2 W
6	Oct 21	@ Buffalo	3-4 L
7	Oct 23	Min. North Stars	2-2 T
8	Oct 27	Boston	2-3 L
9	Oct 28	@ Chicago	1-1 T
10	Oct 30	Detroit	7-0 W
11	Nov 1	@ NY Islanders	2-2 T
12	Nov 3	Pittsburgh	6-0 W
13	Nov 7	Montreal	1-4 L
14	Nov 10	NY Islanders	3-3 T
15	Nov 11	@ Detroit	4-5 L
16	Nov 14	@ Cal. Golden Seals	4-1 W
17	Nov 16	@ Vancouver	3-3 T
18	Nov 17	@ Los Angeles	4-3 W
19	Nov 20	@ NY Islanders	4-2 W
20	Nov 22	Pittsburgh	2-4 L
21	Nov 24	Chicago	1-3 L
22	Nov 28	@ Pittsburgh	4-3 W
23	Nov 29	St. Louis	5-1 W
24	Dec 1	Cal. Golden Seals	3-2 W
25	Dec 2	@ NY Rangers	4-6 L
26	Dec 6	@ Min. North Stars	4-1 W
27	Dec 8	Philadelphia	1-3 L
28	Dec 9	@ Buffalo	2-5 L
29	Dec 11	@ St. Louis	3-7 L
30	Dec 13	@ Atl. Flames	6-1 W
31	Dec 15	NY Rangers	2-2 T
32	Dec 19	Cal. Golden Seals	5-3 W
33	Dec 22	Vancouver	4-6 L
34	Dec 23	@ Boston	3-4 L
35	Dec 26	Montreal	9-2 W
36	Dec 29	Atl. Flames	3-3 T
37	Dec 30	@ Chicago	4-3 W
38	Jan 2	Detroit	4-3 W
39	Jan 5	@ Los Angeles	3-5 L
40	Jan 7	Atl. Flames	6-2 W
41	Jan 9	@ Pittsburgh	6-4 W
42	Jan 12	St. Louis	4-2 W
43	Jan 15	@ Vancouver	2-4 L
44	Jan 16	@ Cal. Golden Seals	5-5 T
45	Jan 19	@ Min. North Stars	3-5 L
46	Jan 23	@ Montreal	3-4 L
47	Jan 26	@ St. Louis	3-3 T
48	Jan 27	@ Atl. Flames	5-2 W
49	Jan 31	Min. North Stars	3-1 W
50	Feb 2	Boston	6-2 W
51	Feb 3	@ Buffalo	3-3 T
52	Feb 6	Detroit	2-2 T
53	Feb 9	Min. North Stars	4-1 W
54	Feb 13	Philadelphia	1-3 L
55	Feb 16	Atl. Flames	7-2 W
56	Feb 17	@ Chicago	1-4 L
57	Feb 20	Buffalo	4-2 W
58	Feb 23	Vancouver	3-4 L
59	Feb 24	Los Angeles	3-3 T
60	Feb 26	@ Detroit	3-7 L
61	Feb 28	@ NY Islanders	6-4 W
62	Mar 2	NY Islanders	5-2 W
63	Mar 3	@ Boston	6-4 W
64	Mar 7	Pittsburgh	2-2 T
65	Mar 9	Philadelphia	1-2 L
66	Mar 12	@ St. Louis	1-2 L
67	Mar 14	NY Islanders	2-1 W
68	Mar 16	Boston	2-5 L
69	Mar 17	@ Philadelphia	2-2 T
70	Mar 19	@ Los Angeles	1-1 T
71	Mar 22	@ Cal. Golden Seals	3-2 W
72	Mar 24	@ Vancouver	2-3 L
73	Mar 27	Chicago	3-5 L
74	Mar 30	NY Rangers	7-3 W
75	Mar 31	@ NY Rangers	3-3 T
76	Apr 3	@ Montreal	5-3 W
77	Apr 6	Buffalo	3-1 W
78	Apr 7	@ Boston	4-6 L



1974-75

(31-33-16 / 78 Points / 3rd in Adams Division)

GENERAL MANAGER: Jim Gregory

HEAD COACH: Red Kelly

CAPTAIN: Dave Keon

PLAYER	POS	GP	G	A	PTS	+/-	PIM	PP	SH	GW	S
Darryl Sittler	C	72	36	44	80	-10	47	12	1	2	273
Ron Ellis	R	79	32	29	61	9	25	11	0	5	177
Dave Keon	C	78	16	43	59	3	4	1	1	2	183
George Ferguson	C	69	19	30	49	5	61	3	1	5	134
Lanny McDonald	R	64	17	27	44	5	86	2	1	1	168
Jim McKenny	D	66	8	35	43	-4	31	0	1	1	105
Errol Thompson	L	65	25	17	42	-1	12	3	1	4	202
Inge Hammarstrom	L	69	21	20	41	-14	23	3	0	2	170
Bill Flett	R	77	15	25	40	0	38	4	3	2	186
Blaine Stoughton	R	78	23	14	37	-7	24	4	0	1	161
Borje Salming	D	60	12	25	37	4	34	4	1	1	136
Norm Ullman	C	80	9	26	35	-12	8	1	0	0	117
Tiger Williams	L	42	10	19	29	4	187	2	0	0	83
Gary Sabourin	R	55	5	18	23	-13	26	1	0	0	114
Bob Neely	L	57	5	16	21	-18	61	2	0	1	103
Claire Alexander	D	42	7	11	18	11	12	4	0	1	90
Rod Seiling	D	60	5	12	17	8	40	1	1	1	94
Dave Dunn	D	72	3	11	14	-10	142	0	0	2	76
Ian Turnbull	D	22	6	7	13	-6	44	1	0	0	69
Lyle Moffat	L	22	2	7	9	-2	13	0	0	0	18
Brian Glennie	D	63	1	7	8	-5	110	0	0	0	55
Eddie Shack	L	26	2	1	3	-8	11	1	0	0	18
Tim Ecclestone	L	5	1	1	2	1	0	0	0	0	3
Doug Favell	G	39	0	1	1	0	10	0	0	0	0
Willie Brossart	D	4	0	0	0	0	2	0	0	0	1
John Grisdale	D	2	0	0	0	0	4	0	0	0	0
Pierre Hamel	G	4	0	0	0	0	2	0	0	0	0
Gord McRae	G	20	0	0	0	0	4	0	0	0	0
Garry Monahan	L	1	0	0	0	0	0	0	0	0	0
Bob Sykes	L	2	0	0	0	-2	0	0	0	0	1
Jack Valiquette	C	1	0	0	0	-4	0	0	0	0	1
Dunc Wilson	G	25	0	0	0	0	6	0	0	0	0

PLAYER	POS	GP	W	L	T/O	GA	GAA	SO	PIM	MIN
Doug Favell	G	39	12	17	6	145	4.05	1	10	2149
Dunc Wilson	G	25	8	11	4	86	3.70	0	6	1393
Gord McRae	G	20	10	3	6	57	3.22	0	4	1063
Pierre Hamel	G	4	1	2	0	18	5.54	0	2	195

HOME ARENA

Maple Leaf Gardens (Capacity: 16,485)

PLAYOFF RESULT

Lost Quarter-Final

UNIFORMS

HOME



AWAY



GP	DATE	OPPONENT	RESULT
1	Oct 9	KC Scouts	6-2 W
2	Oct 12	NY Rangers	7-3 W
3	Oct 13	@ Boston	2-2 T
4	Oct 16	Los Angeles	1-1 T
5	Oct 19	Vancouver	4-5 L
6	Oct 20	@ Buffalo	5-5 T
7	Oct 23	Montreal	2-3 L
8	Oct 26	Chicago	3-9 L
9	Oct 27	@ Washington	4-3 W
10	Nov 1	@ Atl. Flames	2-5 L
11	Nov 2	Buffalo	3-6 L
12	Nov 6	Min. North Stars	7-4 W
13	Nov 9	@ Min. North Stars	5-7 L
14	Nov 13	@ Los Angeles	0-4 L
15	Nov 15	@ Cal. Golden Seals	5-3 W
16	Nov 16	@ Vancouver	2-5 L
17	Nov 20	Pittsburgh	5-8 L
18	Nov 22	@ NY Islanders	0-6 L
19	Nov 23	Philadelphia	3-6 L
20	Nov 25	St. Louis	2-2 T
21	Nov 27	@ NY Rangers	1-4 L
22	Nov 30	Washington	7-1 W
23	Dec 4	@ Pittsburgh	2-4 L
24	Dec 5	@ NY Islanders	3-3 T
25	Dec 7	Detroit	3-3 T
26	Dec 8	@ Chicago	4-1 W
27	Dec 11	Los Angeles	1-4 L
28	Dec 14	Atl. Flames	4-2 W
29	Dec 15	@ Washington	1-3 L
30	Dec 18	Pittsburgh	6-4 W
31	Dec 19	@ Philadelphia	1-5 L
32	Dec 21	Boston	8-4 W
33	Dec 22	@ Chicago	0-3 L
34	Dec 28	NY Islanders	3-1 W
35	Dec 30	@ Pittsburgh	5-7 L
36	Jan 1	Cal. Golden Seals	3-3 T
37	Jan 4	Chicago	6-3 W
38	Jan 5	@ Detroit	1-0 W
39	Jan 7	@ NY Islanders	3-5 L
40	Jan 8	Vancouver	6-4 W
41	Jan 11	Los Angeles	5-7 L
42	Jan 12	NY Islanders	4-3 W
43	Jan 15	@ St. Louis	4-1 W
44	Jan 18	@ Montreal	5-3 W
45	Jan 19	@ Boston	3-6 L
46	Jan 23	@ Los Angeles	0-8 L
47	Jan 24	@ Cal. Golden Seals	1-6 L
48	Jan 26	@ Vancouver	4-6 L
49	Jan 29	Cal. Golden Seals	4-2 W
50	Jan 30	@ Philadelphia	1-3 L
51	Feb 1	Boston	3-2 W
52	Feb 4	@ St. Louis	5-3 W
53	Feb 6	@ KC Scouts	2-3 L
54	Feb 8	St. Louis	3-3 T
55	Feb 9	@ Detroit	3-5 L
56	Feb 12	Montreal	2-2 T
57	Feb 15	Pittsburgh	3-8 L
58	Feb 16	@ NY Rangers	5-5 T
59	Feb 19	@ Cal. Golden Seals	3-3 T
60	Feb 22	NY Rangers	5-2 W
61	Feb 23	@ Buffalo	1-4 L
62	Feb 25	@ Min. North Stars	9-2 W
63	Feb 26	KC Scouts	4-2 W
64	Mar 1	Washington	5-4 W
65	Mar 2	@ Detroit	5-4 W
66	Mar 5	Detroit	4-3 W
67	Mar 8	Min. North Stars	5-3 W
68	Mar 9	@ Washington	4-2 W
69	Mar 12	Montreal	3-3 T
70	Mar 15	Philadelphia	4-4 T
71	Mar 16	Buffalo	3-11 L
72	Mar 19	@ Atl. Flames	7-8 L
73	Mar 22	@ Montreal	6-4 W
74	Mar 24	Cal. Golden Seals	5-3 W
75	Mar 26	@ KC Scouts	2-2 T
76	Mar 29	Boston	1-1 T
77	Mar 30	@ Buffalo	5-4 W
78	Apr 2	Atl. Flames	0-3 L
79	Apr 5	Buffalo	2-4 L
80	Apr 6	@ Boston	4-4 T



1975-76

(34-31-15 / 83 Points / 3rd in Adams Division)

GENERAL MANAGER: Jim Gregory

HEAD COACH: Red Kelly

CAPTAIN: Darryl Sittler

PLAYER	POS	GP	G	A	PTS	+/-	PIM	PP	SH	GW	S
Darryl Sittler	C	79	41	59	100	12	90	11	1	2	346
Lanny McDonald	R	75	37	56	93	24	70	6	5	4	270
Errol Thompson	L	75	43	37	80	28	26	13	1	7	210
Borje Salming	D	78	16	41	57	33	70	8	0	1	194
Ian Turnbull	D	76	20	36	56	24	90	7	1	3	262
Stan Weir	C	64	19	32	51	10	22	5	0	3	90
George Ferguson	C	79	12	32	44	11	76	3	2	2	140
Tiger Williams	L	78	21	19	40	-1	299	3	0	3	149
Inge Hammarstrom	L	76	19	21	40	0	21	1	0	5	189
Jack Valiquette	C	45	10	23	33	-8	30	1	1	1	111
Pat Boutette	C/R	77	10	22	32	-1	140	2	0	2	92
Jim McKenny	D	46	10	19	29	-7	19	4	0	0	76
Bob Neely	L	69	9	13	22	-15	89	0	0	0	107
Don Ashby	C	50	6	15	21	5	10	1	0	0	63
Rod Seiling	D	77	3	16	19	11	46	0	0	0	108
Blaine Stoughton	R	43	6	11	17	-2	8	1	0	0	60
Greg Hubick	D	72	6	8	14	0	10	0	0	1	54
Claire Alexander	D	33	2	6	8	0	6	0	0	0	46
Dave Dunn	D	43	0	8	8	-5	84	0	0	0	43
Brian Glennie	D	69	0	8	8	10	75	0	0	0	65
Scott Garland	C	16	4	3	7	0	8	1	0	0	17
Doug Favell	G	3	0	0	0	0	0	0	0	0	0
Gord McRae	G	20	0	0	0	0	0	0	0	0	0
Wayne Thomas	G	64	0	0	0	0	18	0	0	0	0
Kurt Walker	D	5	0	0	0	-2	49	0	0	0	2

PLAYER	POS	GP	W	L	T/O	GA	GAA	SO	PIM	MIN
Wayne Thomas	G	64	28	24	12	196	3.19	2	18	3684
Gord McRae	G	20	6	5	2	59	3.70	0	0	956
Doug Favell	G	3	0	2	1	15	5.63	0	0	160

HOME ARENA

Maple Leaf Gardens (Capacity: 16,485)

PLAYOFF RESULT

Lost Quarter-Final

UNIFORMS

HOME



AWAY



1975-76 Toronto Maple Leafs

GP	DATE	OPPONENT	RESULT
1	Oct 11	Chicago	2-1 W
2	Oct 12	@ Buffalo	3-8 L
3	Oct 15	Pittsburgh	4-8 L
4	Oct 18	NY Rangers	4-1 W
5	Oct 19	@ Boston	0-3 L
6	Oct 22	Vancouver	3-2 W
7	Oct 24	@ Washington	6-3 W
8	Oct 25	Cal. Golden Seals	2-2 T
9	Oct 29	Buffalo	3-2 W
10	Oct 30	@ Philadelphia	2-6 L
11	Nov 1	KC Scouts	3-0 W
12	Nov 5	Detroit	7-3 W
13	Nov 7	@ KC Scouts	3-3 T
14	Nov 8	@ St. Louis	3-3 T
15	Nov 11	@ Vancouver	2-3 L
16	Nov 14	@ Cal. Golden Seals	4-2 W
17	Nov 15	@ Los Angeles	1-1 T
18	Nov 18	Washington	4-2 W
19	Nov 22	Montreal	2-4 L
20	Nov 23	@ Boston	3-3 T
21	Nov 26	@ Chicago	4-4 T
22	Nov 28	@ Atl. Flames	3-6 L
23	Nov 29	Philadelphia	1-1 T
24	Dec 3	@ Min. North Stars	1-3 L
25	Dec 6	Boston	2-4 L
26	Dec 7	@ Pittsburgh	3-6 L
27	Dec 10	@ Montreal	3-3 T
28	Dec 13	NY Islanders	3-5 L
29	Dec 14	@ NY Rangers	6-1 W
30	Dec 17	St. Louis	6-2 W
31	Dec 18	@ NY Islanders	2-4 L
32	Dec 20	KC Scouts	5-1 W
33	Dec 22	Los Angeles	4-3 W
34	Dec 27	Chicago	1-4 L
35	Dec 29	Atl. Flames	6-2 W
36	Jan 1	Cal. Golden Seals	5-1 W
37	Jan 3	Detroit	0-1 L
38	Jan 4	@ NY Rangers	8-6 W
39	Jan 7	Philadelphia	3-7 L
40	Jan 8	@ NY Islanders	5-3 W
41	Jan 10	Los Angeles	4-3 W
42	Jan 11	@ Montreal	0-2 L
43	Jan 14	@ Min. North Stars	6-5 W
44	Jan 15	@ KC Scouts	6-4 W
45	Jan 17	@ Detroit	4-4 T
46	Jan 22	@ Los Angeles	3-6 L
47	Jan 24	@ Vancouver	5-5 T
48	Jan 25	@ Cal. Golden Seals	3-5 L
49	Jan 28	NY Islanders	2-3 L
50	Jan 31	NY Rangers	6-4 W
51	Feb 1	@ Pittsburgh	1-7 L
52	Feb 4	Washington	4-4 T
53	Feb 7	Boston	11-4 W
54	Feb 8	Min. North Stars	4-1 W
55	Feb 11	@ Atl. Flames	2-5 L
56	Feb 14	Vancouver	3-4 L
57	Feb 16	@ Washington	5-1 W
58	Feb 18	Montreal	5-7 L
59	Feb 19	@ Pittsburgh	5-7 L
60	Feb 21	Buffalo	6-4 W
61	Feb 23	Atl. Flames	7-1 W
62	Feb 25	Detroit	8-0 W
63	Feb 26	@ Buffalo	2-5 L
64	Feb 28	Cal. Golden Seals	4-2 W
65	Mar 1	Min. North Stars	4-2 W
66	Mar 3	@ St. Louis	4-1 W
67	Mar 6	@ Los Angeles	4-1 W
68	Mar 7	@ Cal. Golden Seals	7-7 T
69	Mar 10	St. Louis	2-2 T
70	Mar 11	@ Boston	2-6 L
71	Mar 13	NY Islanders	2-2 T
72	Mar 17	@ Chicago	5-6 L
73	Mar 20	Washington	7-3 W
74	Mar 21	@ Philadelphia	2-4 L
75	Mar 24	@ Montreal	2-1 W
76	Mar 27	Buffalo	2-4 L
77	Mar 29	Pittsburgh	5-4 W
78	Mar 31	@ Detroit	4-4 T
79	Apr 3	Boston	2-4 L
80	Apr 4	@ Buffalo	2-5 L



1976-77

(33-32-15 / 81 Points / 3rd in Adams Division)

GENERAL MANAGER: Jim Gregory

HEAD COACH: Red Kelly

CAPTAIN: Darryl Sittler

PLAYER	POS	GP	G	A	PTS	+/-	PIM	PP	SH	GW	S
Lanny McDonald	R	80	46	44	90	12	77	16	4	5	293
Darryl Sittler	C	73	38	52	90	8	89	12	1	5	307
Ian Turnbull	D	80	22	57	79	47	84	4	2	0	316
Borje Salming	D	76	12	66	78	45	46	1	0	0	186
Jack Valiquette	C	66	15	30	45	5	7	0	3	1	121
Jim McKenny	D	76	14	31	45	-26	36	3	0	3	115
Tiger Williams	L	77	18	25	43	11	338	1	0	0	157
Don Ashby	C	76	19	23	42	-14	24	3	0	4	118
Inge Hammarstrom	L	78	24	17	41	8	16	5	0	3	154
Errol Thompson	L	41	21	16	37	-10	8	8	1	2	109
Pat Boutette	C/R	80	18	18	36	13	107	3	0	1	104
Bob Neely	L	70	17	16	33	-17	16	3	0	5	123
Stan Weir	C	65	11	19	30	2	14	1	0	2	68
Scott Garland	C	69	9	20	29	-18	83	3	0	1	84
George Ferguson	C	50	9	15	24	0	24	0	2	0	73
Claire Alexander	D	48	1	12	13	-4	12	0	0	0	61
Brian Glennie	D	69	1	10	11	-1	73	0	0	0	63
Bruce Boudreau	C	15	2	5	7	2	4	0	0	1	17
Kurt Walker	D	26	2	3	5	5	24	0	0	0	6
Randy Carlyle	D	45	0	5	5	-19	51	0	0	0	30
Paul Evans	C/L	7	1	1	2	3	19	0	0	0	10
Bob Warner	D	10	1	1	2	4	4	0	0	0	9
Mike Palmateer	G	50	0	2	2	0	8	0	0	0	0
Mike Pelyk	D	13	0	2	2	-4	4	0	0	0	9
Tracy Pratt	D	11	0	1	1	-7	8	0	0	0	4
Wayne Thomas	G	33	0	1	1	0	4	0	0	0	0
Blair MacKasey	D	1	0	0	0	0	2	0	0	0	0
Gord McRae	G	2	0	0	0	0	0	0	0	0	0

PLAYER	POS	GP	W	L	T/O	GA	GAA	SO	PIM	MIN
Mike Palmateer	G	50	23	18	8	154	3.21	4	8	2877
Wayne Thomas	G	33	10	13	6	116	3.86	1	4	1803
Gord McRae	G	2	0	1	1	9	4.50	0	0	120

HOME ARENA

Maple Leaf Gardens (Capacity: 16,485)

PLAYOFF RESULT

Lost Quarter-Final

UNIFORMS

HOME



AWAY



Darryl Sittler

GP	DATE	OPPONENT	RESULT
1	Oct 5	@ Col. Rockies	2-4 L
2	Oct 9	Boston	7-5 W
3	Oct 13	Los Angeles	4-4 T
4	Oct 15	@ Boston	3-5 L
5	Oct 16	Philadelphia	5-5 T
6	Oct 20	Pittsburgh	4-4 T
7	Oct 21	@ Montreal	3-5 L
8	Oct 23	NY Islanders	2-5 L
9	Oct 27	Min. North Stars	3-5 L
10	Oct 28	@ Detroit	3-1 W
11	Oct 30	@ Min. North Stars	5-1 W
12	Nov 1	@ Cle. Barons	6-3 W
13	Nov 3	St. Louis	2-6 L
14	Nov 5	@ Atl. Flames	4-2 W
15	Nov 6	@ St. Louis	2-3 L
16	Nov 10	@ Los Angeles	2-2 T
17	Nov 13	@ Vancouver	3-0 W
18	Nov 17	Montreal	1-0 W
19	Nov 20	Min. North Stars	8-3 W
20	Nov 21	@ Montreal	5-9 L
21	Nov 24	@ Detroit	3-4 L
22	Nov 27	Boston	4-2 W
23	Nov 28	Cle. Barons	5-1 W
24	Nov 30	@ NY Islanders	4-2 W
25	Dec 1	Los Angeles	6-3 W
26	Dec 4	Chicago	2-2 T
27	Dec 5	@ NY Rangers	5-5 T
28	Dec 8	Vancouver	3-4 L
29	Dec 11	NY Rangers	4-1 W
30	Dec 12	@ Philadelphia	4-7 L
31	Dec 15	St. Louis	4-1 W
32	Dec 17	@ Washington	2-3 L
33	Dec 18	Col. Rockies	4-2 W
34	Dec 20	Atl. Flames	6-2 W
35	Dec 22	Pittsburgh	2-5 L
36	Dec 23	@ Buffalo	2-4 L
37	Dec 26	@ Pittsburgh	2-4 L
38	Dec 29	@ Cle. Barons	6-2 W
39	Jan 1	Washington	3-1 W
40	Jan 2	@ Chicago	4-6 L
41	Jan 5	Col. Rockies	6-4 W
42	Jan 8	Buffalo	2-4 L
43	Jan 11	@ Pittsburgh	2-0 W
44	Jan 12	Los Angeles	3-2 W
45	Jan 15	Chicago	1-4 L
46	Jan 18	@ Los Angeles	3-6 L
47	Jan 21	@ Vancouver	3-1 W
48	Jan 23	@ Min. North Stars	5-2 W
49	Jan 27	@ NY Islanders	2-1 W
50	Jan 29	@ Boston	3-3 T
51	Jan 31	@ Atl. Flames	3-7 L
52	Feb 2	Detroit	9-1 W
53	Feb 5	Philadelphia	5-7 L
54	Feb 9	Atl. Flames	5-1 W
55	Feb 12	Washington	10-0 W
56	Feb 13	@ NY Rangers	3-8 L
57	Feb 14	@ Buffalo	2-7 L
58	Feb 16	@ Cle. Barons	5-3 W
59	Feb 17	@ Detroit	2-2 T
60	Feb 19	Pittsburgh	6-6 T
61	Feb 20	@ Chicago	10-8 W
62	Feb 23	NY Rangers	4-5 L
63	Feb 25	@ Washington	2-4 L
64	Feb 26	Buffalo	5-6 L
65	Mar 2	Cle. Barons	1-4 L
66	Mar 5	Vancouver	4-4 T
67	Mar 7	@ Philadelphia	4-2 W
68	Mar 9	Montreal	2-2 T
69	Mar 12	Detroit	6-0 W
70	Mar 13	@ Buffalo	1-6 L
71	Mar 15	@ St. Louis	4-1 W
72	Mar 16	@ Col. Rockies	4-4 T
73	Mar 19	Atl. Flames	5-4 W
74	Mar 21	Cle. Barons	2-7 L
75	Mar 23	NY Islanders	1-1 T
76	Mar 26	Boston	5-7 L
77	Mar 27	@ Washington	4-7 L
78	Mar 30	@ Montreal	3-3 T
79	Apr 2	Buffalo	1-1 T
80	Apr 3	@ Boston	4-7 L



1977-78

(41-29-10 / 92 Points / 3rd in Adams Division)

GENERAL MANAGER: Jim Gregory**HEAD COACH:** Roger Neilson**CAPTAIN:** Darryl Sittler

PLAYER	POS	GP	G	A	PTS	+/-	PIM	PP	SH	GW	S
Darryl Sittler	C	80	45	72	117	34	100	14	0	8	311
Lanny McDonald	R	74	47	40	87	34	54	11	0	5	243
Borje Salming	D	80	16	60	76	30	70	6	0	5	258
Ian Turnbull	D	77	14	47	61	6	77	3	1	3	241
Ron Ellis	R	80	26	24	50	8	17	3	0	5	128
Tiger Williams	L	78	19	31	50	6	351	6	0	5	161
Errol Thompson	L	59	17	22	39	17	10	4	1	2	132
Pat Boutette	C/R	80	17	19	36	0	120	2	0	1	130
Bruce Boudreau	C	40	11	18	29	8	12	1	0	2	71
George Ferguson	C	73	7	16	23	-9	37	0	0	0	119
Jack Valiquette	C	60	8	13	21	2	15	3	0	2	49
Stan Weir	C	30	12	5	17	0	4	0	0	0	39
Brian Glennie	D	77	2	15	17	24	62	0	0	0	64
Jerry Butler	R	73	9	7	16	-10	49	1	1	1	99
Trevor Johansen	D	79	2	14	16	3	82	0	0	0	82
Jimmy Jones	R	78	4	9	13	1	23	0	2	1	54
Randy Carlyle	D	49	2	11	13	4	31	0	0	0	54
Mike Pelyk	D	41	1	11	12	1	14	1	0	0	40
Dan Maloney	L	13	3	4	7	-5	25	0	0	1	27
Jim McKenny	D	15	2	2	4	4	8	0	0	0	12
Kurt Walker	D	40	2	2	4	-5	69	0	0	0	12
Ron Wilson	D	13	2	1	3	-5	0	1	0	0	11
John Anderson	R	17	1	2	3	1	2	0	0	0	14
Don Ashby	C	12	1	2	3	-4	0	0	0	0	8
Inge Hammarstrom	L	3	1	1	2	1	0	1	0	0	6
Alain Belanger	R	9	0	1	1	0	6	0	0	0	2
Bob Neely	L	11	0	1	1	-3	0	0	0	0	7
Mike Palmateer	G	63	0	1	1	0	12	0	0	0	0
Paul Evans	C/L	4	0	0	0	-1	2	0	0	0	0
Larry Hopkins	L	2	0	0	0	0	0	0	0	0	0
Gord McRae	G	18	0	0	0	0	2	0	0	0	0

PLAYER	POS	GP	W	L	T/O	GA	GAA	SO	PIM	MIN
Mike Palmateer	G	63	34	19	9	172	2.74	5	12	3760
Gord McRae	G	18	7	10	1	57	3.29	1	2	1040

HOME ARENA

Maple Leaf Gardens (Capacity: 16,485)

PLAYOFF RESULT

Lost Semi-Final

UNIFORMS

HOME



AWAY

**Did you Know...**

Just prior to the 1977-78 season, the NHL's Board of Governors passed a rule that all player's last names must appear on the backs of all jerseys. Leafs' Owner and Governor Harold Ballard refused, citing it as a threat to program sales. After being threatened by the NHL's President John Ziegler with a \$10,000 fine, Ballard finally "complied" by putting unreadable blue letters on the Leafs' blue road sweaters for games on February 26 and 28 in Chicago and Long Island, respectively. Ziegler extended the fine deadline to the next Leafs' home game, and with the risk of a possible larger fine at stake, Ballard relented and complied with the new NHL rule.

In Photo: Darryl Sittler (27) and Ian Turnbull (2) don the "blue-on-blue" sweater nameplates on February 28, 1978 in Long Island, NY.

GP	DATE	OPPONENT	RESULT
1	Oct 13	@ Detroit	3-3 T
2	Oct 15	Buffalo	2-5 L
3	Oct 19	Col. Rockies	5-4 W
4	Oct 22	Philadelphia	6-1 W
5	Oct 23	@ Philadelphia	6-3 W
6	Oct 26	Montreal	2-2 T
7	Oct 29	Detroit	7-4 W
8	Nov 2	@ Vancouver	5-1 W
9	Nov 3	@ Los Angeles	2-4 L
10	Nov 5	@ Col. Rockies	5-2 W
11	Nov 9	@ Atl. Flames	4-0 W
12	Nov 11	@ Washington	3-1 W
13	Nov 12	@ Montreal	0-5 L
14	Nov 16	Washington	5-2 W
15	Nov 17	@ Buffalo	2-1 W
16	Nov 19	Boston	1-3 L
17	Nov 23	@ St. Louis	3-2 W
18	Nov 26	Washington	4-4 T
19	Nov 29	Cle. Barons	3-2 W
20	Nov 30	@ Cle. Barons	3-5 L
21	Dec 3	Detroit	4-2 W
22	Dec 4	@ Boston	1-3 L
23	Dec 7	Min. North Stars	6-3 W
24	Dec 9	@ Col. Rockies	3-2 W
25	Dec 10	@ Los Angeles	3-0 W
26	Dec 14	NY Islanders	3-2 W
27	Dec 16	@ Min. North Stars	8-5 W
28	Dec 17	Chicago	7-1 W
29	Dec 19	St. Louis	4-4 T
30	Dec 21	Montreal	2-3 L
31	Dec 23	@ Pittsburgh	6-2 W
32	Dec 26	Pittsburgh	4-5 L
33	Dec 28	@ Chicago	0-4 L
34	Dec 30	@ Cle. Barons	5-0 W
35	Dec 31	Atl. Flames	0-3 L
36	Jan 4	Col. Rockies	5-0 W
37	Jan 5	@ Detroit	1-2 L
38	Jan 7	Vancouver	6-4 W
39	Jan 9	Atl. Flames	2-5 L
40	Jan 11	@ Min. North Stars	4-3 W
41	Jan 13	@ Cle. Barons	2-5 L
42	Jan 14	Chicago	3-3 T
43	Jan 17	@ St. Louis	2-2 T
44	Jan 19	@ Vancouver	3-3 T
45	Jan 21	@ Los Angeles	1-2 L
46	Jan 25	@ NY Rangers	4-3 W
47	Jan 26	@ NY Islanders	2-4 L
48	Jan 28	@ Atl. Flames	7-5 W
49	Feb 1	Buffalo	2-2 T
50	Feb 4	Detroit	2-2 T
51	Feb 5	@ Boston	3-3 T
52	Feb 8	St. Louis	5-4 W
53	Feb 11	NY Rangers	3-2 W
54	Feb 13	@ Buffalo	4-2 W
55	Feb 15	Boston	2-4 L
56	Feb 18	Min. North Stars	5-4 W
57	Feb 22	Cle. Barons	5-3 W
58	Feb 25	Washington	4-0 W
59	Feb 26	@ Chicago	5-3 W
60	Feb 28	@ NY Islanders	3-4 L
61	Mar 1	Philadelphia	3-2 W
62	Mar 4	Vancouver	4-3 W
63	Mar 5	@ NY Rangers	4-1 W
64	Mar 8	Los Angeles	1-5 L
65	Mar 9	@ Montreal	1-4 L
66	Mar 11	Cle. Barons	5-2 W
67	Mar 12	@ Pittsburgh	7-1 W
68	Mar 15	@ Washington	5-2 W
69	Mar 18	Pittsburgh	2-3 L
70	Mar 19	@ Boston	4-6 L
71	Mar 22	NY Islanders	2-6 L
72	Mar 23	@ Philadelphia	1-4 L
73	Mar 25	NY Rangers	2-5 L
74	Mar 27	Los Angeles	3-0 W
75	Mar 29	@ Atl. Flames	4-7 L
76	Apr 1	Buffalo	3-2 W
77	Apr 2	@ Pittsburgh	3-6 L
78	Apr 5	Montreal	3-6 L
79	Apr 8	Boston	1-3 L
80	Apr 9	@ Buffalo	1-2 L



1978-79

(34-33-13 / 81 Points / 3rd in Adams Division)

GENERAL MANAGER: Jim Gregory

HEAD COACH: Roger Neilson

CAPTAIN: Darryl Sittler

PLAYER	POS	GP	G	A	PTS	+/-	PIM	PP	SH	GW	S
Darryl Sittler	C	70	36	51	87	9	69	12	0	4	290
Lanny McDonald	R	79	43	42	85	12	32	16	0	2	314
Borje Salming	D	78	17	56	73	36	76	4	0	2	230
Ian Turnbull	D	80	12	51	63	-7	80	4	0	0	239
Walt McKechnie	C	79	25	36	61	21	18	7	1	6	123
Dan Maloney	L	77	17	36	53	19	157	0	0	5	141
Tiger Williams	L	77	19	20	39	-7	298	6	0	4	157
Pat Boutette	C/R	80	14	19	33	3	136	0	0	2	89
Ron Ellis	R	63	16	12	28	7	10	4	0	1	97
John Anderson	R	71	15	11	26	2	10	0	0	2	123
Dave Hutchison	D	79	4	15	19	36	235	0	0	0	117
Jimmy Jones	R	69	9	9	18	2	45	0	0	0	63
Ron Wilson	D	46	5	12	17	-10	4	4	0	0	58
Jerry Butler	R	76	8	7	15	-2	52	0	2	2	77
Dave Burrows	D	65	2	11	13	-10	28	0	0	0	70
Garry Monahan	L	62	4	7	11	4	25	0	2	0	55
Joel Quenneville	D	61	2	9	11	7	60	0	0	1	56
Paul Gardner	C	11	7	2	9	0	0	2	0	1	20
Rocky Saganiuk	R/C	16	3	5	8	1	9	1	0	1	30
Bruce Boudreau	C	26	4	3	7	-3	2	0	0	0	30
Lorne Stamler	L	45	4	3	7	-6	2	0	0	1	31
Trevor Johansen	D	40	1	4	5	1	48	0	0	0	31
Mike Palmateer	G	58	0	5	5	0	24	0	0	0	0
Don Ashby	C	3	0	0	0	-3	0	0	0	0	2
Pierre Hamel	G	1	0	0	0	0	0	0	0	0	0
Paul Harrison	G	25	0	0	0	0	10	0	0	0	0

PLAYER	POS	GP	W	L	T/O	GA	GAA	SO	PIM	MIN
Mike Palmateer	G	58	26	21	10	167	2.95	4	24	3396
Paul Harrison	G	25	8	12	3	82	3.51	1	10	1403
Pierre Hamel	G	1	0	0	0	0	0.00	0	0	1

HOME ARENA

Maple Leaf Gardens (Capacity: 16,485)

PLAYOFF RESULT

Lost Quarter-Final

UNIFORMS

HOME



AWAY



Lanny McDonald

GP	DATE	OPPONENT	RESULT
1	Oct 11	@ Pittsburgh	3-2 W
2	Oct 14	NY Islanders	10-7 W
3	Oct 15	@ Boston	2-4 L
4	Oct 18	Buffalo	2-0 W
5	Oct 19	@ Buffalo	0-1 L
6	Oct 21	Philadelphia	2-0 W
7	Oct 22	@ NY Rangers	2-5 L
8	Oct 25	Montreal	4-4 T
9	Oct 26	@ Philadelphia	0-5 L
10	Oct 28	Boston	3-5 L
11	Nov 1	@ Los Angeles	4-2 W
12	Nov 3	@ Vancouver	3-1 W
13	Nov 4	@ Col. Rockies	4-4 T
14	Nov 7	@ St. Louis	5-0 W
15	Nov 8	@ Chicago	1-2 L
16	Nov 11	@ Montreal	2-3 L
17	Nov 15	Buffalo	2-2 T
18	Nov 16	@ Boston	6-4 W
19	Nov 18	St. Louis	3-1 W
20	Nov 21	@ Atl. Flames	4-3 W
21	Nov 22	@ NY Rangers	3-3 T
22	Nov 25	Col. Rockies	3-6 L
23	Nov 26	Pittsburgh	8-2 W
24	Nov 29	@ Min. North Stars	5-3 W
25	Dec 2	NY Rangers	5-2 W
26	Dec 3	@ Philadelphia	2-7 L
27	Dec 5	Boston	1-5 L
28	Dec 6	@ Pittsburgh	4-6 L
29	Dec 9	NY Islanders	2-3 L
30	Dec 10	@ Buffalo	3-5 L
31	Dec 13	Vancouver	5-1 W
32	Dec 16	Detroit	4-2 W
33	Dec 17	@ Washington	6-7 L
34	Dec 20	Min. North Stars	4-2 W
35	Dec 22	@ Atl. Flames	1-3 L
36	Dec 23	@ St. Louis	6-1 W
37	Dec 26	@ NY Islanders	1-5 L
38	Dec 27	Boston	1-1 T
39	Dec 30	Washington	5-5 T
40	Jan 3	Atl. Flames	1-4 L
41	Jan 6	Chicago	3-5 L
42	Jan 8	Vancouver	1-5 L
43	Jan 10	Min. North Stars	2-2 T
44	Jan 13	Col. Rockies	4-2 W
45	Jan 16	@ Col. Rockies	3-2 W
46	Jan 19	@ Vancouver	3-3 T
47	Jan 20	@ Los Angeles	3-2 W
48	Jan 24	@ Min. North Stars	2-2 T
49	Jan 26	@ Atl. Flames	2-4 L
50	Jan 28	@ Washington	2-2 T
51	Jan 31	St. Louis	5-1 W
52	Feb 3	Montreal	3-6 L
53	Feb 4	@ Min. North Stars	4-6 L
54	Feb 12	@ Chicago	5-2 W
55	Feb 14	Philadelphia	2-2 T
56	Feb 17	Los Angeles	5-2 W
57	Feb 19	@ Detroit	6-2 W
58	Feb 21	@ Min. North Stars	1-5 L
59	Feb 24	NY Rangers	2-4 L
60	Feb 26	@ Buffalo	1-3 L
61	Feb 28	Atl. Flames	4-6 L
62	Mar 1	@ Montreal	1-2 L
63	Mar 3	Philadelphia	4-3 W
64	Mar 4	@ NY Rangers	4-2 W
65	Mar 7	Vancouver	2-0 W
66	Mar 10	Los Angeles	9-4 W
67	Mar 11	Pittsburgh	4-0 W
68	Mar 14	Buffalo	1-4 L
69	Mar 15	@ NY Islanders	2-6 L
70	Mar 17	Min. North Stars	6-4 W
71	Mar 19	@ Boston	3-4 L
72	Mar 21	Detroit	2-4 L
73	Mar 24	Chicago	3-3 T
74	Mar 25	@ Detroit	1-2 L
75	Mar 28	Washington	6-2 W
76	Mar 31	Min. North Stars	6-2 W
77	Apr 1	@ Buffalo	6-3 W
78	Apr 4	Boston	3-3 T
79	Apr 7	Buffalo	6-2 W
80	Apr 8	@ Boston	3-6 L



1979-80

(35-40-5 / 75 Points / 4th in Adams Division)

GENERAL MANAGER: Punch Imlach

HEAD COACH: Floyd Smith (30-33-5), Dick Duff (0-2-0),
Punch Imlach (5-5-0)

CAPTAIN: Darryl Sittler (Oct. - Dec. 29), None (Dec. 29 - Apr.)

PLAYER	POS	GP	G	A	PTS	+/-	PIM	PP	SH	GW	S
Darryl Sittler	C	73	40	57	97	3	62	17	1	5	315
Borje Salming	D	74	19	52	71	4	94	4	0	1	222
John Anderson	R	74	25	28	53	5	22	3	0	5	207
Wilf Paiement	R	41	20	28	48	1	72	8	0	2	159
Laurie Boschman	C	80	16	32	48	2	78	2	0	4	99
Rocky Saganiuk	R/C	75	24	23	47	-5	52	3	0	4	164
Walt McKechnie	C	54	7	36	43	-6	4	1	0	0	77
Tiger Williams	L	55	22	18	40	-13	197	5	0	1	108
Ian Turnbull	D	75	11	28	39	-23	90	3	0	0	202
Pat Hickey	L	45	22	16	38	1	16	6	0	3	99
Dan Maloney	L	71	17	16	33	-13	102	1	0	1	108
Lanny McDonald	R	35	15	15	30	-1	10	6	0	2	140
Paul Gardner	C	45	11	13	24	-8	10	4	0	1	74
Ron Ellis	R	59	12	11	23	-9	6	0	1	2	55
Terry Martin	L	37	6	15	21	6	2	1	0	2	40
Dave Burrows	D	80	3	16	19	0	42	0	0	0	102
Bill Derlago	C	23	5	12	17	-6	13	1	0	0	45
Rick Vaive	R	22	9	7	16	-4	77	2	0	1	55
Jerry Butler	R	55	7	8	15	-3	29	0	0	1	60
Greg Hotham	D	46	3	10	13	-4	10	0	0	0	46
Richard Mulhern	D	26	0	10	10	-1	11	0	0	0	30
Dave Farrish	D	20	1	8	9	5	30	0	0	0	32
Mike Kaszycki	C	25	4	4	8	-4	10	0	0	0	17
Dave Hutchison	D	31	1	6	7	1	28	0	0	0	21
Joel Quenneville	D	32	1	4	5	-2	24	1	0	0	56
Carl Brewer	D	20	0	5	5	-5	2	0	0	0	11
Bob Stephenson	R	14	2	2	4	-7	4	0	0	0	10
Pat Boutette	C/R	32	0	4	4	-6	17	0	0	0	11
Mike Palmateer	G	38	0	3	3	0	6	0	0	0	0
Pat Ribble	D	13	0	2	2	-9	8	0	0	0	11
Ron Wilson	D	5	0	2	2	-2	2	0	0	0	6
Mark Kirton	C	2	1	0	1	0	2	0	0	0	3
Larry Carriere	D	2	0	1	1	-1	0	0	0	0	1
Paul Harrison	G	30	0	1	1	0	4	0	0	0	0
Bruce Boudreau	C	2	0	0	0	0	2	0	0	0	0
Jiri Crha	G	15	0	0	0	0	4	0	0	0	0
Jimmy Jones	R	1	0	0	0	-1	0	0	0	0	1
Daryl Maggs	D	5	0	0	0	-4	0	0	0	0	7
Curt Ridley	G	3	0	0	0	0	2	0	0	0	0
Vincent Tremblay	G	10	0	0	0	0	0	0	0	0	0

PLAYER	POS	GP	W	L	T/O	GA	GAA	SO	PIM	MIN
Mike Palmateer	G	38	16	14	3	125	3.68	2	6	2039
Paul Harrison	G	30	9	17	2	110	4.42	0	4	1492
Jiri Crha	G	15	8	7	0	50	3.61	0	4	830
Vincent Tremblay	G	10	2	1	0	28	5.11	0	0	329
Curt Ridley	G	3	0	1	0	8	4.36	0	2	110

HOME ARENA

Maple Leaf Gardens (Capacity: 16,485)

PLAYOFF RESULT

Lost Preliminary Round

UNIFORMS

HOME

AWAY



GP	DATE	OPPONENT	RESULT
1	Oct 10	NY Rangers	3-6 L
2	Oct 13	Col. Rockies	2-1 W
3	Oct 14	@ Philadelphia	3-4 L
4	Oct 17	Min. North Stars	6-2 W
5	Oct 19	@ Washington	5-3 W
6	Oct 20	Vancouver	2-0 W
7	Oct 24	@ Vancouver	1-5 L
8	Oct 26	@ Col. Rockies	2-2 T
9	Oct 27	@ Los Angeles	5-7 L
10	Oct 31	Hfd. Whalers	2-4 L
11	Nov 2	@ Hfd. Whalers	3-5 L
12	Nov 3	Buffalo	3-4 L
13	Nov 7	@ St. Louis	7-4 W
14	Nov 10	@ Wpg. Jets	8-4 W
15	Nov 11	@ Edmonton	6-3 W
16	Nov 14	St. Louis	7-2 W
17	Nov 17	Boston	0-2 L
18	Nov 18	@ Que. Nordiques	2-4 L
19	Nov 21	Edmonton	4-4 T
20	Nov 24	Chicago	1-2 L
21	Nov 25	@ NY Rangers	4-3 W
22	Nov 27	@ Atl. Flames	5-3 W
23	Nov 28	@ Washington	4-2 W
24	Dec 1	Philadelphia	4-4 T
25	Dec 5	Montreal	3-2 W
26	Dec 7	NY Islanders	1-6 L
27	Dec 12	Col. Rockies	5-3 W
28	Dec 15	Atl. Flames	8-1 W
29	Dec 17	@ Min. North Stars	1-5 L
30	Dec 19	Los Angeles	4-4 T
31	Dec 20	@ Boston	0-10 L
32	Dec 22	Detroit	2-1 W
33	Dec 23	@ Montreal	4-8 L
34	Dec 26	Washington	2-8 L
35	Dec 27	@ Buffalo	3-5 L
36	Dec 29	Wpg. Jets	6-1 W
37	Jan 2	NY Islanders	1-3 L
38	Jan 5	Que. Nordiques	3-7 L
39	Jan 7	Pittsburgh	9-5 W
40	Jan 9	Montreal	3-5 L
41	Jan 12	Vancouver	6-4 W
42	Jan 16	@ Pittsburgh	4-6 L
43	Jan 17	@ NY Islanders	6-9 L
44	Jan 19	@ Montreal	2-7 L
45	Jan 22	@ Atl. Flames	4-2 W
46	Jan 24	@ Los Angeles	4-5 L
47	Jan 26	@ Edmonton	3-8 L
48	Jan 27	@ Vancouver	5-2 W
49	Jan 30	Detroit	6-4 W
50	Feb 2	Chicago	4-5 L
51	Feb 3	@ Chicago	2-4 L
52	Feb 7	@ Boston	6-8 L
53	Feb 9	Los Angeles	2-7 L
54	Feb 10	@ Detroit	4-1 W
55	Feb 13	Pittsburgh	2-4 L
56	Feb 16	Hfd. Whalers	5-3 W
57	Feb 17	@ NY Rangers	6-4 W
58	Feb 19	@ NY Islanders	6-4 W
59	Feb 20	@ Chicago	2-4 L
60	Feb 23	@ Wpg. Jets	9-3 W
61	Feb 26	@ St. Louis	2-5 L
62	Feb 27	@ Col. Rockies	4-3 W
63	Mar 1	Philadelphia	3-3 T
64	Mar 2	@ Detroit	6-3 W
65	Mar 5	@ Pittsburgh	5-3 W
66	Mar 8	Que. Nordiques	3-2 W
67	Mar 9	@ Que. Nordiques	4-5 L
68	Mar 12	St. Louis	2-3 L
69	Mar 15	NY Rangers	4-8 L
70	Mar 17	Atl. Flames	1-5 L
71	Mar 19	Wpg. Jets	9-1 W
72	Mar 20	@ Philadelphia	3-0 W
73	Mar 22	Buffalo	1-5 L
74	Mar 24	Washington	6-1 W
75	Mar 25	@ Min. North Stars	2-7 L
76	Mar 29	Edmonton	5-8 L
77	Apr 1	@ Hfd. Whalers	5-4 W
78	Apr 2	Boston	2-5 L
79	Apr 5	Min. North Stars	2-1 W
80	Apr 6	@ Buffalo	3-7 L



1980-81

(28-37-15 / 71 Points / 5th in Adams Division)

GENERAL MANAGER: *Punch Imlach & Harold Ballard (interim)

HEAD COACH: Joe Crozier (13-22-5), Mike Nykoluk (15-15-10)

CAPTAIN: Darryl Sittler

PLAYER	POS	GP	G	A	PTS	+/-	PIM	PP	SH	GW	S
Wilf Paiement	R	77	40	57	97	-7	145	13	3	2	302
Darryl Sittler	C	80	43	53	96	-8	77	14	2	2	267
Bill Derlago	C	80	35	39	74	-11	26	6	0	3	208
Ian Turnbull	D	80	19	47	66	-17	104	8	0	1	262
Borje Salming	D	72	5	61	66	0	154	1	1	1	210
Rick Vaive	R	75	33	29	62	-16	229	8	2	1	195
Pat Hickey	L	72	16	33	49	-16	49	5	0	1	157
John Anderson	R	75	17	26	43	-11	31	2	0	1	142
Dan Maloney	L	65	20	21	41	-10	183	13	0	2	80
Terry Martin	L	69	23	14	37	15	32	1	0	4	111
Laurie Boschman	C	53	14	19	33	-10	178	3	0	4	70
Rocky Saganiuk	R/C	71	12	18	30	-16	52	2	0	3	113
Robert Picard	D	59	6	19	25	-32	68	2	0	0	160
Bruce Boudreau	C	39	10	14	24	-7	18	0	0	0	47
Dave Farrish	D	74	2	18	20	-7	90	1	0	0	110
Ron Sedlbauer	L	21	10	4	14	-3	14	5	0	2	45
Rene Robert	R	14	6	7	13	5	8	1	0	1	43
Vitezslav Duris	D	57	1	12	13	13	50	0	0	0	70
Barry Melrose	D	57	2	5	7	-18	166	0	1	0	39
Ron Ellis	R	27	2	3	5	-1	2	0	0	0	19
Dave Shand	D	47	0	4	4	-14	60	0	0	0	31
Ron Zanussi	R	12	3	0	3	-7	6	0	0	0	15
Stew Gavin	L	14	1	2	3	0	13	0	0	0	13
Greg Hotham	D	11	1	1	2	4	11	0	0	0	8
Mike Kaszycki	C	6	0	2	2	2	2	0	0	0	3
Paul Marshall	L	13	0	2	2	-2	2	0	0	0	8
Bill McCreary	R	12	1	0	1	-6	4	0	0	0	7
Jiri Crha	G	54	0	1	1	0	8	0	0	0	0
Dave Burrows	D	6	0	0	0	-4	2	0	0	0	3
Kim Davis	C	2	0	0	0	0	4	0	0	0	2
Mark Kirton	C	11	0	0	0	-1	0	0	0	0	5
Michel Larocque	G	8	0	0	0	0	0	0	0	0	0
Curt Ridley	G	3	0	0	0	0	2	0	0	0	0
Jim Rutherford	G	18	0	0	0	0	2	0	0	0	0
Vincent Tremblay	G	3	0	0	0	0	0	0	0	0	0

PLAYER	POS	GP	W	L	T/O	GA	GAA	SO	PIM	MIN
Jiri Crha	G	54	20	20	11	211	4.07	0	8	3112
Jim Rutherford	G	18	4	10	2	82	5.12	0	2	961
Michel Larocque	G	8	3	3	2	40	5.22	0	0	460
Vincent Tremblay	G	3	0	3	0	16	6.71	0	0	143
Curt Ridley	G	3	1	1	0	12	5.81	0	2	124

HOME ARENA

Maple Leaf Gardens (Capacity: 16,485)

PLAYOFF RESULT

Lost Preliminary Round

UNIFORMS

HOME



AWAY



* Punch Imlach suffered a heart attack during training camp and Harold Ballard served as acting GM for the majority of the season.

GP	DATE	OPPONENT	RESULT
1	Oct 11	NY Rangers	3-8 L
2	Oct 12	@ Philadelphia	4-2 W
3	Oct 15	Detroit	6-4 W
4	Oct 18	Philadelphia	6-2 W
5	Oct 19	@ Buffalo	4-2 W
6	Oct 21	Pittsburgh	8-5 W
7	Oct 23	@ Calgary	5-4 W
8	Oct 25	@ Los Angeles	4-5 L
9	Oct 26	@ Vancouver	5-8 L
10	Oct 29	@ Edmonton	4-4 T
11	Nov 1	Col. Rockies	4-5 L
12	Nov 5	@ Pittsburgh	2-1 W
13	Nov 8	@ Col. Rockies	3-3 T
14	Nov 9	@ Wpg. Jets	7-4 W
15	Nov 12	NY Islanders	2-4 L
16	Nov 15	Edmonton	4-2 W
17	Nov 19	Montreal	4-5 L
18	Nov 22	Los Angeles	2-5 L
19	Nov 23	@ Boston	5-5 T
20	Nov 26	St. Louis	4-6 L
21	Nov 28	@ Washington	2-6 L
22	Nov 29	Washington	3-7 L
23	Dec 3	Pittsburgh	4-4 T
24	Dec 6	Que. Nordiques	5-2 W
25	Dec 7	@ Que. Nordiques	4-4 T
26	Dec 10	Vancouver	5-8 L
27	Dec 11	@ Montreal	2-5 L
28	Dec 13	Buffalo	4-5 L
29	Dec 15	@ Min. North Stars	6-3 W
30	Dec 17	Min. North Stars	4-2 W
31	Dec 18	@ Detroit	3-5 L
32	Dec 20	Chicago	2-5 L
33	Dec 23	Hfd. Whalers	2-7 L
34	Dec 27	Boston	3-6 L
35	Dec 28	@ Chicago	6-3 W
36	Dec 30	@ St. Louis	3-5 L
37	Jan 3	@ Edmonton	1-4 L
38	Jan 4	@ Calgary	5-8 L
39	Jan 6	@ NY Islanders	3-6 L
40	Jan 7	Wpg. Jets	2-8 L
41	Jan 10	Philadelphia	4-4 T
42	Jan 11	@ NY Rangers	5-3 W
43	Jan 14	Edmonton	4-7 L
44	Jan 17	Montreal	6-5 W
45	Jan 18	@ Wpg. Jets	5-4 W
46	Jan 20	@ Vancouver	2-2 T
47	Jan 22	@ Los Angeles	3-3 T
48	Jan 24	Hfd. Whalers	7-4 W
49	Jan 26	Detroit	2-4 L
50	Jan 28	NY Islanders	4-6 L
51	Jan 30	@ Hfd. Whalers	5-5 T
52	Jan 31	Wpg. Jets	0-2 L
53	Feb 3	@ Detroit	3-5 L
54	Feb 5	@ St. Louis	4-8 L
55	Feb 8	@ Col. Rockies	6-6 T
56	Feb 12	@ Min. North Stars	4-3 W
57	Feb 14	NY Rangers	6-3 W
58	Feb 17	@ NY Islanders	8-5 W
59	Feb 18	@ NY Rangers	3-8 L
60	Feb 21	Min. North Stars	5-3 W
61	Feb 22	@ Chicago	7-4 W
62	Feb 25	Col. Rockies	9-5 W
63	Feb 28	@ Montreal	3-5 L
64	Mar 2	Los Angeles	0-1 L
65	Mar 4	Vancouver	2-5 L
66	Mar 7	Calgary	4-6 L
67	Mar 8	@ Washington	3-7 L
68	Mar 11	Boston	4-4 T
69	Mar 14	Washington	5-3 W
70	Mar 15	@ Philadelphia	4-4 T
71	Mar 18	St. Louis	6-2 W
72	Mar 19	@ Buffalo	4-14 L
73	Mar 21	Buffalo	2-6 L
74	Mar 22	@ Hfd. Whalers	3-3 T
75	Mar 25	@ Pittsburgh	2-5 L
76	Mar 26	@ Boston	3-2 W
77	Mar 28	Calgary	9-5 W
78	Apr 1	Chicago	2-2 T
79	Apr 4	Que. Nordiques	5-5 T
80	Apr 5	@ Que. Nordiques	4-2 W



1981-82

(20-44-16 / 56 Points / 5th in Norris Division)

GENERAL MANAGER: Gerry McNamara**HEAD COACH:** Mike Nykoluk**CAPTAIN:** Darryl Sittler (Oct. - Jan. 5), Rick Vaive (Jan. 6 - Apr.)

PLAYER	POS	GP	G	A	PTS	+/-	PIM	PP	SH	GW	S
Rick Vaive	R	77	54	35	89	12	157	12	5	6	267
Bill Derlago	C	75	34	50	84	5	42	6	0	2	198
Wilf Paiement	R	69	18	40	58	-21	203	6	1	1	186
John Anderson	R	69	31	26	57	8	30	7	0	3	191
Borje Salming	D	69	12	44	56	4	170	1	0	0	175
Bob Manno	D	72	9	41	50	5	67	3	1	0	108
Terry Martin	L	72	25	24	49	-18	39	4	0	1	133
Darryl Sittler	C	38	18	20	38	-14	24	5	2	0	127
Rene Robert	R	55	13	24	37	-11	37	2	0	1	120
Rocky Saganiuk	R/C	65	17	16	33	-16	49	0	0	1	100
Jim Benning	D	74	7	24	31	-27	46	2	0	0	90
Laurie Boschman	C	54	9	19	28	-3	150	1	0	1	64
Norm Aubin	C	43	14	12	26	-16	22	3	0	1	62
Dan Maloney	L	44	8	7	15	-11	71	1	0	0	60
Fred Boimistruck	D	57	2	11	13	9	32	0	0	1	48
Stew Gavin	L	38	5	6	11	-6	29	1	0	0	66
Bob McGill	D	68	1	10	11	-9	263	0	0	0	34
Miroslav Frycer	R	10	4	6	10	-7	31	1	0	2	23
Don Luce	C	39	4	4	8	-7	32	0	1	0	36
Ron Zanussi	R	43	0	8	8	-4	14	0	0	0	25
Walt Poddubny	L	11	3	4	7	0	8	1	0	0	22
Barry Melrose	D	64	1	5	6	-26	186	0	0	0	45
Fred Perlini	C	7	2	3	5	-2	0	1	0	0	12
Paul Marshall	L	10	2	2	4	-4	2	1	0	0	14
Trevor Johansen	D	13	1	3	4	-16	4	0	0	0	14
Jim Korn	D/L	11	1	3	4	1	44	0	0	0	10
Michel Larocque	G	50	0	3	3	0	2	0	0	0	0
Gary Yaremchuk	C	18	0	3	3	-7	10	0	0	0	6
Billy Harris	R	20	2	0	2	-16	4	0	0	0	21
Ernie Godden	C	5	1	1	2	1	6	0	0	0	5
Bruce Boudreau	C	12	0	2	2	-6	6	0	0	0	5
John Gibson	D	27	0	2	2	-13	67	0	0	0	31
Vincent Tremblay	G	40	0	2	2	0	2	0	0	0	0
Ian Turnbull	D	12	0	2	2	-4	8	0	0	0	26
Pat Hickey	L	1	0	0	0	0	0	0	0	0	0
Paul Higgins	R	3	0	0	0	-1	17	0	0	0	0
Greg Hotham	D	3	0	0	0	-5	0	0	0	0	4
Darwin McCutcheon	D	1	0	0	0	-1	2	0	0	0	0
Craig Muni	D	3	0	0	0	-4	2	0	0	0	0
Bob Parent	G	2	0	0	0	0	0	0	0	0	0

PLAYER	POS	GP	W	L	T/O	GA	GAA	SO	PIM	MIN
Michel Larocque	G	50	10	24	8	207	4.69	0	2	2647
Vincent Tremblay	G	40	10	18	8	153	4.52	1	2	2033
Bob Parent	G	2	0	2	0	13	6.50	0	0	120

HOME ARENA

Maple Leaf Gardens (Capacity: 16,485)

PLAYOFF RESULT

Out of Playoffs

UNIFORMS

HOME



AWAY



GP	DATE	OPPONENT	RESULT
1	Oct 6	@ Wpg. Jets	6-1 W
2	Oct 8	@ Min. North Stars	3-3 T
3	Oct 10	Chicago	9-8 W
4	Oct 14	Min. North Stars	1-2 L
5	Oct 17	@ Que. Nordiques	4-6 L
6	Oct 21	Col. Rockies	4-4 T
7	Oct 23	@ Buffalo	2-6 L
8	Oct 24	NY Rangers	3-5 L
9	Oct 27	@ St. Louis	5-7 L
10	Oct 28	@ Pittsburgh	5-3 W
11	Oct 31	Wpg. Jets	5-6 L
12	Nov 1	@ Chicago	4-9 L
13	Nov 4	@ Edmonton	4-6 L
14	Nov 6	@ Col. Rockies	4-4 T
15	Nov 7	@ Los Angeles	9-4 W
16	Nov 11	NY Islanders	3-4 L
17	Nov 14	Philadelphia	4-0 W
18	Nov 18	@ Hfd. Whalers	5-8 L
19	Nov 20	@ Pittsburgh	3-3 T
20	Nov 21	Boston	3-5 L
21	Nov 24	@ Philadelphia	3-6 L
22	Nov 25	@ NY Rangers	3-3 T
23	Nov 28	Buffalo	4-4 T
24	Nov 29	@ Detroit	6-3 W
25	Dec 2	Hfd. Whalers	3-5 L
26	Dec 5	Washington	9-4 W
27	Dec 9	Wpg. Jets	3-3 T
28	Dec 11	@ Washington	2-11 L
29	Dec 12	Montreal	2-6 L
30	Dec 16	@ Vancouver	6-6 T
31	Dec 19	@ Wpg. Jets	8-4 W
32	Dec 20	@ Chicago	3-1 W
33	Dec 23	Pittsburgh	4-4 T
34	Dec 26	Detroit	8-3 W
35	Dec 27	@ Hfd. Whalers	3-7 L
36	Dec 30	St. Louis	4-6 L
37	Dec 31	@ Detroit	5-2 W
38	Jan 2	Min. North Stars	2-6 L
39	Jan 6	@ Min. North Stars	3-3 T
40	Jan 7	@ Calgary	4-4 T
41	Jan 9	Los Angeles	5-3 W
42	Jan 11	@ Boston	2-5 L
43	Jan 13	Col. Rockies	2-1 W
44	Jan 15	@ Buffalo	2-8 L
45	Jan 16	Edmonton	7-1 W
46	Jan 18	NY Rangers	6-2 W
47	Jan 20	Calgary	4-4 T
48	Jan 21	@ Boston	2-4 L
49	Jan 23	@ St. Louis	2-6 L
50	Jan 25	Min. North Stars	2-9 L
51	Jan 27	Wpg. Jets	3-4 L
52	Jan 30	Que. Nordiques	2-2 T
53	Jan 31	@ Chicago	5-2 W
54	Feb 3	@ Vancouver	1-3 L
55	Feb 6	@ Edmonton	1-5 L
56	Feb 7	@ Calgary	2-8 L
57	Feb 10	Vancouver	1-4 L
58	Feb 13	Chicago	4-6 L
59	Feb 15	Min. North Stars	3-3 T
60	Feb 17	Detroit	3-3 T
61	Feb 18	@ Detroit	3-4 L
62	Feb 20	St. Louis	8-5 W
63	Feb 23	@ St. Louis	2-3 L
64	Feb 24	@ Min. North Stars	5-7 L
65	Feb 27	@ Montreal	3-3 T
66	Mar 1	NY Islanders	5-9 L
67	Mar 3	Los Angeles	1-4 L
68	Mar 4	@ NY Islanders	1-10 L
69	Mar 6	Montreal	1-6 L
70	Mar 10	Chicago	6-7 L
71	Mar 13	Wpg. Jets	2-10 L
72	Mar 17	Que. Nordiques	6-3 W
73	Mar 20	@ Wpg. Jets	0-7 L
74	Mar 22	Chicago	8-5 W
75	Mar 24	St. Louis	4-3 W
76	Mar 27	Detroit	1-2 L
77	Mar 28	@ Detroit	4-6 L
78	Mar 30	@ St. Louis	3-5 L
79	Apr 3	Washington	4-6 L
80	Apr 4	@ Philadelphia	1-7 L



1982-83

(28-40-12 / 68 Points / 3rd in Norris Division)

GENERAL MANAGER: Gerry McNamara

HEAD COACH: Mike Nykoluk

CAPTAIN: Rick Vaive

PLAYER	POS	GP	G	A	PTS	+/-	PIM	PP	SH	GW	S
John Anderson	R	80	31	49	80	-6	24	9	0	6	199
Rick Vaive	R	78	51	28	79	-13	105	18	3	8	296
Peter Ilnacak	C	80	28	38	66	6	44	6	0	2	162
Walt Poddubny	L	72	28	31	59	8	71	9	0	3	163
Miroslav Frycer	R	67	25	30	55	2	90	5	0	4	133
Dan Daoust	C	48	18	33	51	-1	31	9	0	0	119
Borje Salming	D	69	7	38	45	-3	104	2	1	0	110
Bill Derlago	C	58	13	24	37	-19	27	5	0	1	135
Greg Terrion	L	74	16	16	32	-3	59	0	3	1	73
Billy Harris	R	76	11	19	30	-15	26	0	1	0	83
Jim Korn	D/L	80	8	21	29	-27	236	0	3	1	101
Gaston Gingras	D	45	10	18	28	7	10	4	0	1	95
Dave Farrish	D	56	4	24	28	1	38	3	0	0	91
Terry Martin	L	76	14	13	27	-29	28	3	1	0	95
Jim Benning	D	74	5	17	22	-8	47	3	0	0	68
Frank Nigro	C	51	6	15	21	-1	23	1	0	0	77
Mike Kaszycki	C	22	1	13	14	0	10	0	0	0	19
Stew Gavin	L	63	6	5	11	-7	44	0	0	0	77
Vitezslav Duris	D	32	2	8	10	3	12	0	1	0	48
Barry Melrose	D	52	2	5	7	-16	68	0	0	0	25
Norm Aubin	C	26	4	1	5	-9	8	2	0	1	18
Fred Boimistruck	D	26	2	3	5	-3	13	0	0	0	26
Russ Adam	C	8	1	2	3	-3	11	0	0	0	4
Gary Nylund	D	16	0	3	3	0	16	0	0	0	12
Mike Palmateer	G	53	0	3	3	0	17	0	0	0	0
Serge Boisvert	R	17	0	2	2	-10	4	0	0	0	18
Marc Magnan	L	4	0	1	1	0	5	0	0	0	1
Craig Muni	D	2	0	1	1	-3	0	0	0	0	2
Dave Shand	D	1	0	1	1	2	2	0	0	0	0
Reid Bailey	D	1	0	0	0	-2	2	0	0	0	0
Paul Higgins	R	22	0	0	0	-3	135	0	0	0	1
Michel Larocque	G	16	0	0	0	0	0	0	0	0	0
Bob McGill	D	30	0	0	0	-24	146	0	0	0	13
Bob Parent	G	1	0	0	0	0	0	0	0	0	0
Rocky Saganiuk	R/C	3	0	0	0	-3	2	0	0	0	0
Rick St. Croix	G	17	0	0	0	0	0	0	0	0	0
Ken Strong	L	2	0	0	0	0	0	0	0	0	2
Vincent Tremblay	G	1	0	0	0	0	0	0	0	0	0
Leigh Verstraete	R	3	0	0	0	0	5	0	0	0	0
Rod Willard	L	1	0	0	0	-1	0	0	0	0	2
Gary Yaremchuk	C	3	0	0	0	-1	2	0	0	0	3

PLAYER	POS	GP	W	L	T/O	GA	GAA	SO	PIM	MIN
Mike Palmateer	G	53	21	23	7	197	3.99	0	17	2965
Rick St. Croix	G	17	4	9	2	58	3.78	0	0	920
Michel Larocque	G	16	3	8	3	68	4.89	0	0	835
Bob Parent	G	1	0	0	0	2	3.00	0	0	40
Vincent Tremblay	G	1	0	0	0	2	3.00	0	0	40

HOME ARENA

Maple Leaf Gardens (Capacity: 16,382)

PLAYOFF RESULT

Lost Division Semi-Final

UNIFORMS

HOME



AWAY



GP	DATE	OPPONENT	RESULT
1	Oct 6	@ Chicago	3-3 T
2	Oct 7	@ St. Louis	2-3 L
3	Oct 9	New Jersey	5-5 T
4	Oct 13	Washington	3-5 L
5	Oct 14	@ Min. North Stars	2-6 L
6	Oct 16	Chicago	2-3 L
7	Oct 20	Min. North Stars	5-2 W
8	Oct 23	Calgary	5-5 T
9	Oct 26	@ Que. Nordiques	4-9 L
10	Oct 27	Boston	4-1 W
11	Oct 30	Buffalo	3-3 T
12	Nov 3	@ Los Angeles	2-6 L
13	Nov 6	@ St. Louis	3-3 T
14	Nov 7	@ Chicago	3-7 L
15	Nov 10	Detroit	8-2 W
16	Nov 13	Min. North Stars	4-3 W
17	Nov 17	@ NY Rangers	1-6 L
18	Nov 20	NY Rangers	3-6 L
19	Nov 24	@ Pittsburgh	3-4 L
20	Nov 26	@ Washington	3-5 L
21	Nov 27	Wpg. Jets	3-6 L
22	Dec 1	@ New Jersey	3-7 L
23	Dec 4	NY Islanders	4-1 W
24	Dec 5	@ NY Rangers	5-6 L
25	Dec 7	@ NY Islanders	3-6 L
26	Dec 8	Vancouver	3-7 L
27	Dec 11	Detroit	2-6 L
28	Dec 14	@ Que. Nordiques	4-4 T
29	Dec 15	St. Louis	2-4 L
30	Dec 18	Chicago	5-8 L
31	Dec 22	@ Chicago	3-4 L
32	Dec 23	@ St. Louis	3-7 L
33	Dec 28	@ Montreal	4-4 T
34	Dec 29	Montreal	6-5 W
35	Jan 1	Hfd. Whalers	7-5 W
36	Jan 2	Detroit	6-3 W
37	Jan 5	@ New Jersey	4-4 T
38	Jan 6	@ Washington	3-1 W
39	Jan 8	Los Angeles	7-5 W
40	Jan 12	Boston	4-6 L
41	Jan 13	@ Min. North Stars	1-2 L
42	Jan 15	@ Detroit	3-4 L
43	Jan 17	St. Louis	4-4 T
44	Jan 19	@ Wpg. Jets	3-6 L
45	Jan 22	Chicago	2-3 L
46	Jan 24	Pittsburgh	8-2 W
47	Jan 26	@ Edmonton	6-6 T
48	Jan 27	@ Calgary	1-3 L
49	Jan 29	Buffalo	5-3 W
50	Jan 31	Min. North Stars	2-4 L
51	Feb 2	Hfd. Whalers	7-1 W
52	Feb 5	Vancouver	6-4 W
53	Feb 6	@ Detroit	0-3 L
54	Feb 13	@ Hfd. Whalers	3-5 L
55	Feb 16	St. Louis	6-3 W
56	Feb 17	@ St. Louis	6-3 W
57	Feb 19	Calgary	5-3 W
58	Feb 21	Pittsburgh	4-2 W
59	Feb 23	@ Min. North Stars	3-2 W
60	Feb 25	@ Vancouver	4-1 W
61	Feb 26	@ Los Angeles	2-6 L
62	Feb 28	@ Boston	3-6 L
63	Mar 2	Philadelphia	2-2 T
64	Mar 3	@ NY Islanders	1-5 L
65	Mar 5	Edmonton	3-6 L
66	Mar 8	@ Montreal	3-3 T
67	Mar 9	St. Louis	5-2 W
68	Mar 12	Chicago	4-2 W
69	Mar 13	@ Detroit	5-2 W
70	Mar 16	Detroit	3-4 L
71	Mar 18	@ Wpg. Jets	3-7 L
72	Mar 20	@ Chicago	3-7 L
73	Mar 21	Edmonton	1-4 L
74	Mar 23	Min. North Stars	6-3 W
75	Mar 24	@ Philadelphia	4-7 L
76	Mar 26	Que. Nordiques	2-1 W
77	Mar 29	@ Min. North Stars	4-2 W
78	Mar 30	@ Detroit	4-2 W
79	Apr 2	Philadelphia	3-6 L
80	Apr 3	@ Buffalo	4-3 W



1983-84

(26-45-9 / 61 Points / 5th in Norris Division)

GENERAL MANAGER: Gerry McNamara

HEAD COACH: Mike Nykoluk

CAPTAIN: Rick Vaive

PLAYER	POS	GP	G	A	PTS	+/-	PIM	PP	SH	GW	S
Rick Vaive	R	76	52	41	93	-12	114	17	0	6	261
Dan Daoust	C	78	18	56	74	-16	88	8	0	1	154
John Anderson	R	73	37	31	68	-12	22	14	0	5	192
Bill Derlago	C	79	40	20	60	-8	50	8	2	3	210
Jim Benning	D	79	12	39	51	-4	66	6	0	1	136
Dale McCourt	C	72	19	24	43	-16	10	8	2	1	98
Borje Salming	D	68	5	38	43	-34	92	2	1	0	160
Greg Terrion	L	79	15	24	39	-6	36	0	2	2	92
Stew Gavin	L	80	10	22	32	-6	90	0	1	3	96
Gaston Gingras	D	59	7	20	27	-30	16	4	0	0	125
Jim Korn	D/L	65	12	14	26	-33	257	0	0	1	94
Miroslav Frycer	R	47	10	16	26	-24	55	1	0	2	78
Terry Martin	L	63	15	10	25	-8	51	2	2	1	62
Walt Poddubny	L	38	11	14	25	-13	48	4	0	0	77
Peter Ihnacak	C	47	10	13	23	-21	24	5	0	0	76
Dave Farrish	D	59	4	19	23	-13	57	1	0	0	77
Bill Stewart	D	56	2	17	19	-1	116	0	0	0	42
Billy Harris	R	50	7	10	17	-20	14	0	0	0	68
Gary Nylund	D	47	2	14	16	-27	103	0	0	0	71
Gary Leeman	D	52	4	8	12	-14	31	1	0	0	41
Russ Courtnall	R	14	3	9	12	0	6	1	0	0	29
Pat Graham	L	41	4	4	8	-9	65	0	0	0	46
Frank Nigro	C	17	2	3	5	-4	16	0	0	0	18
Rich Costello	C	10	2	1	3	-5	2	1	0	0	7
Dave Hutchison	D	47	0	3	3	5	137	0	0	0	16
Bob McGill	D	11	0	2	2	1	51	0	0	0	3
Mike Palmateer	G	34	0	2	2	0	28	0	0	0	0
Ken Strong	L	2	0	2	2	0	2	0	0	0	3
Allan Bester	G	32	0	0	0	0	6	0	0	0	0
Greg Britz	R	6	0	0	0	-1	2	0	0	0	1
Bruce Dowie	G	2	0	0	0	0	0	0	0	0	0
Basil McRae	L	3	0	0	0	-3	19	0	0	0	7
Fred Perlini	C	1	0	0	0	0	0	0	0	0	3
Rick St. Croix	G	20	0	0	0	0	0	0	0	0	0
Ken Wregget	G	3	0	0	0	0	0	0	0	0	0
Gary Yaremchuk	C	1	0	0	0	-1	0	0	0	0	1

PLAYER	POS	GP	W	L	T/O	GA	SV%	GAA	SO	PIM	MIN
Allan Bester	G	32	11	16	4	134	.883	4.35	0	6	1848
Mike Palmateer	G	34	9	17	4	149	.849	4.88	0	28	1831
Rick St. Croix	G	20	5	10	0	80	.849	5.11	0	0	939
Ken Wregget	G	3	1	1	1	14	.891	5.09	0	0	165
Bruce Dowie	G	2	0	1	0	4	.907	3.33	0	0	72

HOME ARENA

Maple Leaf Gardens (Capacity: 16,382)

PLAYOFF RESULT

Out of Playoffs

UNIFORMS

HOME



AWAY



PATCH



Toronto's 50th Birthday

GP	DATE	OPPONENT	RESULT
1	Oct 5	@ Edmonton	4-5 L
2	Oct 8	@ Los Angeles	6-3 W
3	Oct 9	@ Vancouver	4-7 L
4	Oct 12	Buffalo	4-4 T*
5	Oct 15	Chicago	10-8 W
6	Oct 16	@ New Jersey	4-1 W
7	Oct 19	Que. Nordiques	1-8 L
8	Oct 22	Montreal	5-3 W
9	Oct 23	@ Philadelphia	5-8 L
10	Oct 26	Edmonton	8-3 W
11	Oct 28	@ NY Rangers	5-3 W
12	Oct 29	Los Angeles	5-5 T
13	Nov 2	@ Min. North Stars	5-8 L
14	Nov 4	@ Wpg. Jets	2-8 L
15	Nov 5	@ Calgary	3-5 L
16	Nov 9	New Jersey	2-1 W
17	Nov 11	@ Buffalo	1-3 L
18	Nov 12	Philadelphia	3-5 L
19	Nov 16	@ Pittsburgh	3-2 W
20	Nov 17	@ Boston	1-4 L
21	Nov 19	Detroit	5-4 W
22	Nov 22	@ St. Louis	4-7 L
23	Nov 23	@ Min. North Stars	6-4 W
24	Nov 26	Min. North Stars	6-7 L (OT)
25	Nov 30	@ Detroit	5-3 W
26	Dec 3	Vancouver	5-5 T
27	Dec 7	St. Louis	3-4 L
28	Dec 8	@ Hfd. Whalers	8-6 W
29	Dec 10	Calgary	3-3 T
30	Dec 14	Wpg. Jets	4-8 L
31	Dec 17	Washington	1-3 L
32	Dec 18	Pittsburgh	3-3 T
33	Dec 21	St. Louis	5-4 W
34	Dec 23	@ Detroit	2-9 L
35	Dec 26	Detroit	6-2 W
36	Dec 28	@ Min. North Stars	6-8 L
37	Dec 29	@ St. Louis	1-3 L
38	Dec 31	Los Angeles	5-3 W
39	Jan 3	@ St. Louis	3-8 L
40	Jan 4	@ Chicago	1-5 L
41	Jan 7	@ Que. Nordiques	2-4 L
42	Jan 8	St. Louis	2-5 L
43	Jan 11	Montreal	4-6 L
44	Jan 12	@ Min. North Stars	4-5 L (OT)
45	Jan 14	Chicago	2-2 T
46	Jan 18	Min. North Stars	9-4 W
47	Jan 21	NY Rangers	3-6 L
48	Jan 23	Chicago	2-6 L
49	Jan 24	@ St. Louis	3-6 L
50	Jan 27	@ Washington	1-6 L
51	Jan 28	Washington	0-8 L
52	Feb 1	@ Chicago	2-7 L
53	Feb 4	@ Detroit	6-3 W
54	Feb 5	@ Philadelphia	0-7 L
55	Feb 8	Boston	6-4 W
56	Feb 9	@ Boston	6-3 W
57	Feb 11	Que. Nordiques	5-2 W
58	Feb 13	NY Islanders	3-1 W
59	Feb 15	Min. North Stars	1-3 L
60	Feb 18	Hfd. Whalers	2-8 L
61	Feb 19	Detroit	2-6 L
62	Feb 21	@ Calgary	2-2 T
63	Feb 25	@ Edmonton	3-8 L
64	Feb 26	@ Vancouver	4-4 T
65	Feb 29	NY Rangers	3-1 W
66	Mar 3	NY Islanders	6-11 L
67	Mar 4	@ Chicago	4-5 L
68	Mar 7	New Jersey	8-4 W
69	Mar 8	@ NY Islanders	5-9 L
70	Mar 10	Detroit	4-3 W (OT)
71	Mar 12	Wpg. Jets	7-8 L (OT)
72	Mar 14	Min. North Stars	3-3 T
73	Mar 15	@ Hfd. Whalers	3-5 L
74	Mar 17	@ Montreal	1-6 L
75	Mar 21	@ Pittsburgh	1-3 L
76	Mar 24	Chicago	7-3 W
77	Mar 25	@ Chicago	4-5 L
78	Mar 28	@ Detroit	2-4 L
79	Mar 31	St. Louis	6-4 W
80	Apr 1	@ Buffalo	2-4 L

*From 1983-84 to 1998-99, five minutes of sudden-death overtime was played in games that were tied after regulation.



1984-85

(20-52-8 / 48 Points / 5th in Norris Division)

GENERAL MANAGER: Gerry McNamara

HEAD COACH: Dan Maloney

CAPTAIN: Rick Vaive

PLAYER	POS	GP	G	A	PTS	+/-	PIM	PP	SH	GW	S
Rick Vaive	R	72	35	33	68	-26	112	13	0	2	258
John Anderson	R	75	32	31	63	-20	27	14	1	5	194
Bill Derlago	C	62	31	31	62	-15	21	7	5	4	147
Miroslav Frycer	R	65	25	30	55	-7	55	5	0	1	182
Dan Daoust	C	79	17	37	54	-27	98	1	3	2	141
Peter Ilnacak	C	70	22	22	44	-26	24	8	0	1	115
Jim Benning	D	80	9	35	44	-39	55	6	0	2	160
Borje Salming	D	73	6	33	39	-26	76	3	0	0	181
Greg Terrion	L	72	14	17	31	-15	20	1	4	0	91
Gary Leeman	D/R	53	5	26	31	-12	72	3	0	0	88
Stew Gavin	L	73	12	13	25	-22	38	0	0	0	148
Russ Courtnall	R	69	12	10	22	-23	44	0	2	1	130
Al Iafrate	D	68	5	16	21	-19	51	3	0	0	88
Walt Poddubny	L	32	5	15	20	1	26	1	0	0	51
Gary Nylund	D	76	3	17	20	-37	99	0	0	0	61
Jeff Brubaker	L	68	8	4	12	-18	209	2	0	1	39
Jim Korn	D/L	41	5	5	10	-17	171	2	0	1	48
Bill Kitchen	D	29	1	4	5	-6	27	0	0	0	21
Bob McGill	D	72	0	5	5	0	250	0	0	0	22
Ken Strong	L	11	2	0	2	-3	4	0	0	0	19
Bill Root	D	35	1	1	2	-25	23	0	0	0	34
Steve Thomas	L	18	1	1	2	-13	2	0	0	0	26
Gary Yaremchuk	C	12	1	1	2	-7	16	0	0	0	7
Tim Bernhardt	G	37	0	2	2	0	4	0	0	0	0
Gaston Gingras	D	5	0	2	2	-7	0	0	0	0	17
Bill Stewart	D	27	0	2	2	-3	32	0	0	0	9
Todd Gill	D	10	1	0	1	-1	13	0	0	0	9
Allan Bester	G	15	0	1	1	0	4	0	0	0	0
Jeff Jackson	L	17	0	1	1	-4	24	0	0	0	12
Wes Jarvis	C	26	0	1	1	-6	2	0	0	0	12
Ken Wregget	G	23	0	1	1	0	10	0	0	0	0
Greg Britz	R	1	0	0	0	0	2	0	0	0	0
Larry Landon	R	7	0	0	0	-4	2	0	0	0	5
Derek Laxdal	R	3	0	0	0	-1	6	0	0	0	3
Basil McRae	L	1	0	0	0	0	0	0	0	0	0
Craig Muni	D	8	0	0	0	0	0	0	0	0	1
Cam Plante	D	2	0	0	0	0	0	0	0	0	0
Rick St. Croix	G	12	0	0	0	0	0	0	0	0	0
Leigh Verstraete	R	2	0	0	0	0	0	0	0	0	2

PLAYER	POS	GP	W	L	T/O	GA	SV%	GAA	SO	PIM	MIN
Tim Bernhardt	G	37	13	19	4	136	.877	3.74	0	4	2182
Ken Wregget	G	23	2	15	3	103	.863	4.84	0	10	1278
Allan Bester	G	15	3	9	1	54	.874	4.22	1	4	767
Rick St. Croix	G	11	2	9	0	54	.828	5.16	0	0	628

HOME ARENA

Maple Leaf Gardens (Capacity: 16,382)

PLAYOFF RESULT

Out of Playoffs

UNIFORMS

HOME



AWAY



GP	DATE	OPPONENT	RESULT
1	Oct 11	@ Min. North Stars	1-0 W (OT)
2	Oct 13	Buffalo	4-3 W (OT)
3	Oct 14	@ Wpg. Jets	2-5 L
4	Oct 17	Hfd. Whalers	3-5 L
5	Oct 19	@ New Jersey	1-4 L
6	Oct 20	Que. Nordiques	3-12 L
7	Oct 24	Detroit	6-1 W
8	Oct 26	@ Que. Nordiques	2-2 T
9	Oct 27	Calgary	3-5 L
10	Oct 31	@ St. Louis	5-6 L (OT)
11	Nov 3	@ Los Angeles	0-7 L
12	Nov 5	@ Min. North Stars	3-5 L
13	Nov 7	Vancouver	4-4 T
14	Nov 10	Chicago	4-4 T
15	Nov 11	Min. North Stars	6-7 L
16	Nov 14	Los Angeles	3-4 L
17	Nov 17	Wpg. Jets	3-5 L
18	Nov 19	@ Montreal	6-4 W
19	Nov 21	@ Min. North Stars	1-7 L
20	Nov 23	@ Detroit	5-6 L
21	Nov 24	Min. North Stars	2-4 L
22	Nov 27	Edmonton	1-7 L
23	Nov 30	@ NY Rangers	3-3 T
24	Dec 1	NY Rangers	1-4 L
25	Dec 4	@ Detroit	6-7 L
26	Dec 5	Detroit	2-4 L
27	Dec 8	@ St. Louis	3-3 T
28	Dec 9	@ Chicago	2-7 L
29	Dec 12	Philadelphia	6-3 W
30	Dec 14	@ Wpg. Jets	4-6 L
31	Dec 15	Pittsburgh	2-5 L
32	Dec 17	St. Louis	2-3 L
33	Dec 21	@ Chicago	3-4 L
34	Dec 22	Boston	6-4 W
35	Dec 26	@ Buffalo	0-6 L
36	Dec 27	@ New Jersey	1-4 L
37	Dec 29	Chicago	4-5 L
38	Jan 2	Pittsburgh	1-2 L
39	Jan 5	Vancouver	1-4 L
40	Jan 7	Hfd. Whalers	4-7 L
41	Jan 9	Boston	3-5 L
42	Jan 13	@ Vancouver	5-3 W
43	Jan 16	@ Los Angeles	4-3 W
44	Jan 19	St. Louis	6-1 W
45	Jan 22	@ Que. Nordiques	2-2 T
46	Jan 24	@ NY Islanders	1-4 L
47	Jan 26	Chicago	2-5 L
48	Jan 27	@ Chicago	6-2 W
49	Jan 30	@ Pittsburgh	6-5 W
50	Feb 1	@ Washington	3-3 T
51	Feb 2	Min. North Stars	2-5 L
52	Feb 5	Washington	1-4 L
53	Feb 6	@ Chicago	2-3 L
54	Feb 9	@ Montreal	6-2 W
55	Feb 10	Montreal	3-2 W (OT)
56	Feb 14	@ St. Louis	3-5 L
57	Feb 16	New Jersey	3-6 L
58	Feb 17	@ Hfd. Whalers	5-4 W (OT)
59	Feb 19	Edmonton	4-9 L
60	Feb 21	@ Philadelphia	1-4 L
61	Feb 23	@ Detroit	4-2 W
62	Feb 25	Chicago	3-4 L (OT)
63	Feb 27	Min. North Stars	6-1 W
64	Mar 2	NY Islanders	4-2 W
65	Mar 5	@ St. Louis	2-7 L
66	Mar 6	Detroit	3-5 L
67	Mar 9	@ NY Islanders	2-4 L
68	Mar 13	Calgary	3-5 L
69	Mar 14	@ Washington	0-4 L
70	Mar 16	Philadelphia	1-6 L
71	Mar 18	St. Louis	4-3 W (OT)
72	Mar 20	@ Calgary	4-7 L
73	Mar 22	@ Edmonton	3-3 T
74	Mar 24	@ Detroit	5-3 W
75	Mar 27	St. Louis	4-2 W
76	Mar 30	Detroit	3-9 L
77	Mar 31	@ NY Rangers	5-7 L
78	Apr 3	@ Min. North Stars	7-9 L
79	Apr 6	Buffalo	2-5 L
80	Apr 7	@ Boston	1-5 L



1985-86

(25-48-7 / 57 Points / 4th in Norris Division)

GENERAL MANAGER: Gerry McNamara

HEAD COACH: Dan Maloney

CAPTAIN: Rick Vaive (Oct. - Feb. 22), None (Feb. 22 - Apr.)

PLAYER	POS	GP	G	A	PTS	+/-	PIM	PP	SH	GW	S
Miroslav Frycer	R	73	32	43	75	-24	74	7	0	3	201
Tom Fergus	C	78	31	42	73	-24	64	3	2	3	168
Rick Vaive	R	61	33	31	64	-19	85	12	0	1	225
Russ Courtnall	R	73	22	38	60	0	52	3	1	4	203
Steve Thomas	L	65	20	37	57	-15	36	5	0	5	197
Marian Stastny	R	70	23	30	53	-6	21	7	0	0	132
Wendel Clark	L/D	66	34	11	45	-27	227	4	0	3	164
Peter Ilnacak	C	63	18	27	45	-9	16	5	0	1	96
Walt Poddubny	L	33	12	22	34	6	25	5	0	1	76
Al Iafrate	D	65	8	25	33	-10	40	2	0	2	94
Greg Terrion	L	76	10	22	32	-5	31	0	2	1	105
Gary Leeman	R	53	9	23	32	-1	20	1	1	0	123
Brad Maxwell	D	52	8	18	26	-27	108	4	0	0	93
Dan Hodgson	C	40	13	12	25	-5	12	2	0	0	54
Jim Benning	D	52	4	21	25	-4	71	2	0	0	76
Borje Salming	D	41	7	15	22	-7	48	3	1	1	71
Brad Smith	R	42	5	17	22	-8	84	0	0	0	46
Dan Daoust	C	80	7	13	20	-21	88	1	0	0	92
Gary Nylund	D	79	2	16	18	-32	180	0	0	0	84
Chris Kotsopoulos	D	61	6	11	17	-5	83	0	0	0	69
Gary McAdam	L	15	1	6	7	-11	0	0	0	0	9
Miroslav Ilnacak	L	21	2	4	6	-6	27	1	0	0	25
Bob McGill	D	61	1	4	5	-17	141	0	0	0	28
Todd Gill	D	15	1	2	3	0	28	0	0	0	9
Jeff Jackson	L	5	1	2	3	3	2	0	0	0	2
Wes Jarvis	C	2	1	0	1	-1	2	0	0	0	2
Tim Bernhardt	G	23	0	1	1	0	0	0	0	0	0
Rich Costello	C	2	0	1	1	0	0	0	0	0	2
Craig Muni	D	6	0	1	1	-3	4	0	0	0	2
Bill Root	D	27	0	1	1	-8	29	0	0	0	34
Blake Wesley	D	27	0	1	1	-4	21	0	0	0	11
Allan Bester	G	1	0	0	0	0	0	0	0	0	0
Jeff Brubaker	L	21	0	0	0	0	67	0	0	0	8
Bill Derlago	C	1	0	0	0	0	0	0	0	0	2
Don Edwards	G	38	0	0	0	0	4	0	0	0	0
Rod Schutt	L	6	0	0	0	-2	0	0	0	0	2
Ken Wregget	G	30	0	0	0	0	16	0	0	0	0

PLAYER	POS	GP	W	L	T/O	GA	SV%	GAA	SO	PIM	MIN
Don Edwards	G	38	12	23	0	160	.860	4.78	0	4	2009
Ken Wregget	G	30	9	13	4	113	.875	4.33	0	16	1566
Tim Bernhardt	G	23	4	12	3	107	.853	5.07	0	0	1266
Allan Bester	G	1	0	0	0	2	.600	6.00	0	0	20

HOME ARENA

Maple Leaf Gardens (Capacity: 16,382)

PLAYOFF RESULT

Lost Division Final

UNIFORMS

HOME



AWAY



GP	DATE	OPPONENT	RESULT
1	Oct 10	@ Boston	1-3 L
2	Oct 12	Que. Nordiques	0-4 L
3	Oct 13	@ Chicago	5-1 W
4	Oct 16	Washington	5-6 L (OT)
5	Oct 19	Wpg. Jets	3-4 L
6	Oct 23	Pittsburgh	4-5 L
7	Oct 24	@ Pittsburgh	4-6 L
8	Oct 26	Min. North Stars	5-7 L
9	Oct 30	@ Vancouver	3-5 L
10	Nov 2	@ Calgary	2-4 L
11	Nov 3	@ Edmonton	1-7 L
12	Nov 6	NY Islanders	4-5 L
13	Nov 8	@ Detroit	3-3 T
14	Nov 9	St. Louis	2-2 T
15	Nov 12	@ St. Louis	3-4 L (OT)
16	Nov 14	Boston	6-6 T
17	Nov 16	Chicago	6-4 W
18	Nov 17	@ Buffalo	5-3 W
19	Nov 20	@ NY Rangers	3-7 L
20	Nov 23	Detroit	9-3 W
21	Nov 26	@ St. Louis	1-5 L
22	Nov 27	@ Pittsburgh	1-7 L
23	Nov 30	Buffalo	3-2 W (OT)
24	Dec 4	New Jersey	10-7 W
25	Dec 5	@ Philadelphia	6-3 W
26	Dec 7	Montreal	3-6 L
27	Dec 10	@ Washington	2-3 L
28	Dec 11	St. Louis	6-4 W
29	Dec 14	@ Min. North Stars	6-6 T
30	Dec 15	@ Wpg. Jets	3-3 T
31	Dec 18	@ Los Angeles	3-4 L
32	Dec 20	@ Vancouver	3-5 L
33	Dec 26	@ Detroit	5-4 W
34	Dec 28	Hfd. Whalers	3-6 L
35	Jan 1	Montreal	3-2 W
36	Jan 4	Los Angeles	4-6 L
37	Jan 5	Detroit	5-6 L
38	Jan 8	Edmonton	11-9 W
39	Jan 10	@ Buffalo	7-9 L
40	Jan 11	Que. Nordiques	1-5 L
41	Jan 13	Detroit	7-4 W
42	Jan 15	@ St. Louis	1-10 L
43	Jan 18	Min. North Stars	2-5 L
44	Jan 19	Calgary	5-9 L
45	Jan 22	NY Rangers	2-4 L
46	Jan 23	@ Hfd. Whalers	1-4 L
47	Jan 25	@ Montreal	2-3 L (OT)
48	Jan 28	@ NY Islanders	2-9 L
49	Jan 29	Washington	5-2 W
50	Feb 1	Chicago	4-7 L
51	Feb 2	@ Chicago	4-3 W
52	Feb 6	@ Min. North Stars	7-8 L (OT)
53	Feb 8	St. Louis	3-2 W (OT)
54	Feb 11	Min. North Stars	2-4 L
55	Feb 13	@ Chicago	4-5 L (OT)
56	Feb 15	Chicago	4-3 W
57	Feb 16	Vancouver	4-4 T
58	Feb 19	@ Edmonton	5-9 L
59	Feb 20	@ Calgary	7-6 W (OT)
60	Feb 23	@ Min. North Stars	3-4 L
61	Feb 25	NY Rangers	7-3 W
62	Feb 28	@ Detroit	7-3 W
63	Mar 1	Detroit	4-6 L
64	Mar 3	Wpg. Jets	6-1 W
65	Mar 5	@ Min. North Stars	3-5 L
66	Mar 6	@ Philadelphia	4-7 L
67	Mar 8	Chicago	4-3 W
68	Mar 13	@ New Jersey	7-4 W
69	Mar 15	Philadelphia	5-6 L (OT)
70	Mar 17	Los Angeles	7-6 W
71	Mar 19	@ Que. Nordiques	2-5 L
72	Mar 20	NY Islanders	1-7 L
73	Mar 22	New Jersey	3-6 L
74	Mar 26	Min. North Stars	1-6 L
75	Mar 29	St. Louis	4-1 W
76	Mar 30	@ Chicago	5-4 W (OT)
77	Apr 1	@ St. Louis	2-2 T
78	Apr 3	@ Boston	2-4 L
79	Apr 5	@ Hfd. Whalers	1-7 L
80	Apr 6	@ Detroit	2-4 L



1986-87

(32-42-6 / 70 Points / 4th in Norris Division)

GENERAL MANAGER: Gerry McNamara

HEAD COACH: John Brophy

CAPTAIN: None

PLAYER	POS	GP	G	A	PTS	+/-	PIM	PP	SH	GW	S
Russ Courtnall	R	79	29	44	73	-20	90	3	6	3	282
Rick Vaive	R	73	32	34	66	12	61	8	1	6	214
Steve Thomas	L	78	35	27	62	-3	114	3	0	7	245
Wendel Clark	L	80	37	23	60	-23	271	15	0	1	246
Gary Leeman	R	80	21	31	52	-26	66	4	3	2	196
Tom Fergus	C	57	21	28	49	1	57	2	1	2	119
Vincent Damphousse	C	80	21	25	46	-6	26	4	0	1	142
Peter Ilnacak	C	58	12	27	39	5	16	4	0	1	98
Todd Gill	D	61	4	27	31	-3	92	1	0	0	51
Al Iafrate	D	80	9	21	30	-18	55	0	0	3	132
Mike Allison	L	71	7	16	23	1	66	1	3	2	48
Rick Lanz	D	44	2	19	21	4	32	1	0	0	91
Borje Salming	D	56	4	16	20	17	42	0	1	1	71
Jeff Jackson	L	55	8	7	15	-11	64	0	0	0	42
Miroslav Frycer	R	29	7	8	15	-15	28	3	0	0	52
Greg Terrion	L	67	7	8	15	-5	6	0	2	0	55
Mark Osborne	L	16	5	10	15	-1	12	1	0	0	31
Brad Smith	R	47	5	7	12	15	172	0	0	2	45
Chris Kotsopoulos	D	43	2	10	12	8	75	0	0	0	43
Miroslav Ilnacak	L	34	6	5	11	3	12	0	0	0	65
Ken Yaremchuk	C	20	3	8	11	0	16	0	0	0	33
Dan Daoust	C	33	4	3	7	0	35	0	0	1	25
Bill Root	D	34	3	3	6	-9	37	1	0	0	31
Bob McGill	D	56	1	4	5	-2	103	0	0	0	27
Ken Wregget	G	56	0	4	4	0	20	0	0	0	0
Daryl Evans	L	2	1	0	1	-2	0	1	0	0	2
Ted Fauss	D	15	0	1	1	4	11	0	0	0	4
Terry Johnson	D	48	0	1	1	-5	104	0	0	0	10
Jim Benning	D	5	0	0	0	0	4	0	0	0	3
Tim Bernhardt	G	1	0	0	0	0	0	0	0	0	0
Allan Bester	G	36	0	0	0	0	8	0	0	0	0
Jerome Dupont	D	13	0	0	0	-5	23	0	0	0	5
Val James	L	4	0	0	0	0	14	0	0	0	0
Derek Laxdal	R	2	0	0	0	-1	7	0	0	0	0
Kevin Maguire	R	17	0	0	0	-6	74	0	0	0	2

PLAYER	POS	GP	W	L	T/O	GA	SV%	GAA	SO	PIM	MIN
Ken Wregget	G	56	22	28	3	200	.875	3.97	0	20	3026
Allan Bester	G	36	10	14	3	110	.889	3.65	2	8	1808
Tim Bernhardt	G	1	0	0	0	3	.571	9.00	0	0	20

HOME ARENA

Maple Leaf Gardens (Capacity: 16,382)

PLAYOFF RESULT

Lost Division Final

UNIFORMS

HOME



AWAY



PATCHES



Heart & Stroke



King Clancy

GP	DATE	OPPONENT	RESULT
1	Oct 9	Montreal	7-4 W
2	Oct 11	Buffalo	5-5 T
3	Oct 14	St. Louis	1-1 T
4	Oct 17	@ New Jersey	3-2 W
5	Oct 18	Chicago	3-2 W
6	Oct 22	Que. Nordiques	1-7 L
7	Oct 25	@ Que. Nordiques	3-4 L
8	Oct 26	@ NY Rangers	3-3 T
9	Oct 28	Chicago	2-1 W
10	Oct 30	Hfd. Whalers	6-2 W
11	Nov 1	Detroit	2-0 W
12	Nov 5	St. Louis	6-4 W
13	Nov 6	@ Min. North Stars	1-4 L
14	Nov 8	Vancouver	3-5 L
15	Nov 12	@ St. Louis	2-4 L
16	Nov 15	Detroit	6-0 W
17	Nov 16	@ Chicago	7-3 W
18	Nov 19	Philadelphia	2-2 T
19	Nov 20	@ NY Islanders	4-6 L
20	Nov 22	@ Philadelphia	1-6 L
21	Nov 24	Boston	2-3 L
22	Nov 26	@ Detroit	3-1 W
23	Nov 28	@ Min. North Stars	3-6 L
24	Nov 29	Min. North Stars	2-7 L
25	Dec 4	@ Los Angeles	3-4 L
26	Dec 7	@ St. Louis	3-5 L
27	Dec 10	Washington	8-2 W
28	Dec 12	@ Pittsburgh	3-8 L
29	Dec 13	Pittsburgh	3-2 W (OT)
30	Dec 17	@ New Jersey	2-3 L (OT)
31	Dec 18	Min. North Stars	5-6 L (OT)
32	Dec 20	Buffalo	5-4 W (OT)
33	Dec 23	@ Min. North Stars	4-3 W (OT)
34	Dec 26	@ Detroit	2-4 L
35	Dec 27	Detroit	5-5 T
36	Dec 31	Wpg. Jets	6-1 W
37	Jan 3	New Jersey	7-2 W
38	Jan 4	@ Hfd. Whalers	3-8 L
39	Jan 6	@ Detroit	3-1 W
40	Jan 7	@ Chicago	4-6 L
41	Jan 10	@ NY Islanders	2-3 L
42	Jan 12	@ Montreal	1-2 L
43	Jan 14	Min. North Stars	2-3 L
44	Jan 15	@ Detroit	3-1 W
45	Jan 17	Edmonton	4-7 L
46	Jan 21	St. Louis	4-2 W
47	Jan 23	@ Wpg. Jets	5-7 L
48	Jan 24	Hfd. Whalers	0-3 L
49	Jan 26	Calgary	5-6 L (OT)
50	Jan 28	@ Chicago	0-5 L
51	Jan 29	@ St. Louis	2-4 L
52	Jan 31	Detroit	2-4 L
53	Feb 2	Philadelphia	8-4 W
54	Feb 4	Los Angeles	5-4 W
55	Feb 7	@ Boston	5-8 L
56	Feb 8	@ NY Rangers	5-4 W
57	Feb 14	Boston	5-4 W
58	Feb 16	@ Los Angeles	1-1 T
59	Feb 18	@ Edmonton	2-9 L
60	Feb 20	@ Calgary	2-7 L
61	Feb 22	@ Vancouver	2-3 L
62	Feb 25	NY Rangers	2-4 L
63	Feb 28	Vancouver	8-6 W
64	Mar 3	St. Louis	3-4 L
65	Mar 5	Pittsburgh	7-2 W
66	Mar 7	NY Islanders	7-2 W
67	Mar 9	@ St. Louis	2-3 L (OT)
68	Mar 11	@ Min. North Stars	4-2 W
69	Mar 13	@ Washington	2-10 L
70	Mar 14	Calgary	6-4 W
71	Mar 18	Chicago	3-6 L
72	Mar 20	@ Que. Nordiques	4-5 L
73	Mar 21	@ Montreal	4-9 L
74	Mar 24	@ Buffalo	6-5 W
75	Mar 25	Min. North Stars	2-6 L
76	Mar 28	Edmonton	4-2 W
77	Mar 29	@ Wpg. Jets	6-2 W
78	Mar 31	@ Washington	2-4 L
79	Apr 4	Chicago	3-1 W
80	Apr 5	@ Chicago	2-5 L



1987-88

(21-49-10 / 52 Points / 4th in Norris Division)

GENERAL MANAGER: Gerry McNamara (Oct. - Feb. 6); John Brophy, Dick Duff & Gord Stellick (interim) (Feb. 6 - Apr.)**HEAD COACH:** John Brophy**CAPTAIN:** None

PLAYER	POS	GP	G	A	PTS	+/-	PIM	PP	SH	GW	S
Ed Olczyk	C	80	42	33	75	-22	55	14	4	3	243
Gary Leeman	R	80	30	31	61	-6	62	6	0	0	234
Mark Osborne	L	79	23	37	60	-3	102	4	2	0	155
Al Iafrate	D	77	22	30	52	-21	80	4	3	4	169
Tom Fergus	C	63	19	31	50	5	81	5	0	0	124
Russ Courtnall	R	65	23	26	49	-16	47	6	3	1	212
Vincent Damphousse	C	75	12	36	48	2	40	1	0	2	111
Al Secord	L	74	15	27	42	-21	221	2	0	0	149
Miroslav Frycer	R	38	12	20	32	8	41	1	0	2	76
Peter Ilnacak	C	68	10	20	30	-6	41	0	0	0	75
Rick Lanz	D	75	6	22	28	-12	65	3	0	0	145
Borje Salming	D	66	2	24	26	7	82	1	0	0	92
Todd Gill	D	65	8	17	25	-20	131	1	0	3	109
Dale DeGray	D	56	6	18	24	4	63	1	0	1	122
Wendel Clark	L	28	12	11	23	-13	80	4	0	1	93
Greg Terrion	L	59	4	16	20	-6	65	1	0	1	57
Dan Daoust	C	67	9	8	17	-7	57	0	0	1	57
Sean McKenna	R	40	5	5	10	-11	12	0	0	1	46
Luke Richardson	D	78	4	6	10	-25	90	0	0	0	49
Ken Yaremchuk	C	16	2	5	7	-7	10	0	0	0	14
Mike Blaisdell	R	18	3	2	5	-5	2	0	0	1	32
Dave Semenko	L	70	2	3	5	-8	107	0	0	0	12
Ken Wregget	G	56	0	5	5	0	40	0	0	0	0
Chris Kotsopoulos	D	21	2	2	4	-3	19	0	0	0	22
Mike Allison	L	15	0	3	3	0	10	0	0	0	7
Allan Bester	G	30	0	3	3	0	6	0	0	0	0
Brian Curran	D	7	0	1	1	3	19	0	0	0	1
Marty Dallman	C	2	0	1	1	1	0	0	0	0	1
Ted Fauss	D	13	0	1	1	6	4	0	0	0	2
Mike Stothers	D	18	0	1	1	-6	42	0	0	0	0
Leigh Verstraete	R	3	0	1	1	-2	9	0	0	0	0
Wes Jarvis	C	1	0	0	0	0	0	0	0	0	0
Derek Laxdal	R	5	0	0	0	0	6	0	0	0	2
Chris McRae	L	11	0	0	0	0	65	0	0	0	0
Jeff Reese	G	5	0	0	0	0	0	0	0	0	0

PLAYER	POS	GP	W	L	T/O	GA	SV%	GAA	SO	PIM	MIN
Ken Wregget	G	56	12	35	4	222	.870	4.44	2	40	3000
Allan Bester	G	30	8	12	5	102	.884	3.81	2	6	1607
Jeff Reese	G	5	1	2	1	17	.867	4.10	0	0	249

HOME ARENA

Maple Leaf Gardens (Capacity: 16,382)

PLAYOFF RESULT

Lost Division Semi-Final

UNIFORMS

HOME



AWAY



GP	DATE	OPPONENT	RESULT
1	Oct 8	@ Chicago	7-5 W
2	Oct 10	New Jersey	5-2 W
3	Oct 14	@ Min. North Stars	3-4 L
4	Oct 16	@ Detroit	2-3 L
5	Oct 17	Detroit	7-4 W
6	Oct 21	Montreal	3-10 L
7	Oct 24	Min. North Stars	4-7 L
8	Oct 28	NY Islanders	5-2 W
9	Oct 29	@ Pittsburgh	4-0 W
10	Oct 31	Chicago	6-5 W
11	Nov 4	Wpg. Jets	7-3 W
12	Nov 5	@ Boston	7-6 W
13	Nov 7	St. Louis	3-4 L
14	Nov 9	@ Montreal	1-3 L
15	Nov 11	Boston	2-3 L
16	Nov 14	@ Philadelphia	6-0 W
17	Nov 15	@ Buffalo	4-5 L
18	Nov 18	St. Louis	3-6 L
19	Nov 19	@ St. Louis	3-3 T
20	Nov 21	Los Angeles	6-6 T
21	Nov 24	@ NY Islanders	4-3 W
22	Nov 25	@ NY Rangers	3-5 L
23	Nov 28	Hfd. Whalers	2-4 L
24	Dec 1	@ Min. North Stars	2-3 L (OT)
25	Dec 3	@ Calgary	3-5 L
26	Dec 5	@ Edmonton	2-5 L
27	Dec 7	Detroit	5-4 W (OT)
28	Dec 12	NY Rangers	4-3 W
29	Dec 13	@ Chicago	1-5 L
30	Dec 15	Washington	5-3 W
31	Dec 18	@ Washington	2-4 L
32	Dec 19	Chicago	2-6 L
33	Dec 21	Min. North Stars	0-0 T
34	Dec 23	@ St. Louis	5-1 W
35	Dec 26	Montreal	2-4 L
36	Dec 28	Washington	4-4 T
37	Dec 30	@ Hfd. Whalers	1-3 L
38	Jan 2	Buffalo	4-6 L
39	Jan 4	Vancouver	7-7 T
40	Jan 6	Min. North Stars	5-5 T
41	Jan 8	@ Chicago	3-7 L
42	Jan 10	@ Wpg. Jets	3-4 L
43	Jan 13	@ Min. North Stars	3-3 T
44	Jan 15	@ New Jersey	3-7 L
45	Jan 16	Pittsburgh	3-4 L
46	Jan 18	@ Detroit	3-4 L
47	Jan 21	Que. Nordiques	4-5 L
48	Jan 23	Chicago	2-3 L
49	Jan 25	Calgary	3-11 L
50	Jan 27	Los Angeles	5-2 W
51	Jan 29	@ Detroit	3-3 T
52	Jan 30	Detroit	5-5 T
53	Feb 1	St. Louis	4-5 L
54	Feb 4	@ Philadelphia	1-6 L
55	Feb 5	@ Buffalo	2-5 L
56	Feb 7	@ Hfd. Whalers	2-4 L
57	Feb 11	NY Islanders	4-3 W
58	Feb 13	Philadelphia	7-4 W
59	Feb 14	New Jersey	2-7 L
60	Feb 17	@ Edmonton	4-4 T
61	Feb 19	@ Vancouver	5-0 W
62	Feb 20	@ Los Angeles	0-3 L
63	Feb 22	@ Min. North Stars	2-4 L
64	Feb 24	Min. North Stars	4-2 W
65	Feb 27	St. Louis	2-6 L
66	Mar 2	Que. Nordiques	3-4 L
67	Mar 3	@ Boston	3-5 L
68	Mar 5	Wpg. Jets	1-10 L
69	Mar 8	@ St. Louis	2-3 L
70	Mar 9	@ Chicago	3-4 L
71	Mar 12	Chicago	6-4 W
72	Mar 15	@ Que. Nordiques	2-3 L
73	Mar 16	@ Pittsburgh	2-5 L
74	Mar 19	NY Rangers	3-4 L
75	Mar 22	@ Vancouver	3-5 L
76	Mar 24	@ Calgary	1-7 L
77	Mar 26	@ St. Louis	2-3 L (OT)
78	Mar 28	Edmonton	4-6 L
79	Apr 1	@ Detroit	3-7 L
80	Apr 2	Detroit	5-3 W



1988-89

(28-46-6 / 62 Points / 5th in Norris Division)

GENERAL MANAGER: Gord Stellick

HEAD COACH: John Brophy (11-20-2), George Armstrong (17-26-4)

CAPTAIN: None

PLAYER	POS	GP	G	A	PTS	+/-	PIM	PP	SH	GW	S
Ed Olczyk	C	80	38	52	90	0	75	11	2	4	249
Gary Leeman	R	61	32	43	75	5	66	7	1	3	195
Vincent Damphousse	C	80	26	42	68	-8	75	6	0	4	190
Tom Fergus	C	80	22	45	67	-38	48	10	1	3	151
Daniel Marois	R	76	31	23	54	-4	76	7	0	4	146
Mark Osborne	L	75	16	30	46	-5	112	5	0	1	118
Al Iafrate	D	65	13	20	33	3	72	1	2	3	105
Dave Reid	L	77	9	21	30	12	22	1	1	0	87
Todd Gill	D	59	11	14	25	-3	72	0	0	1	92
Craig Laughlin	R	66	10	13	23	-22	41	0	0	0	87
Borje Salming	D	63	3	17	20	7	86	1	0	0	58
Peter Ilnacak	C	26	2	16	18	3	10	0	0	0	30
Brad Marsh	D	80	1	15	16	-16	79	0	0	0	69
Derek Laxdal	R	41	9	6	15	-11	65	1	0	0	41
Al Secord	L	40	5	10	15	-13	71	1	0	1	52
Chris Kotsopoulos	D	57	1	14	15	-4	44	0	0	0	66
Dan Daoust	C	68	7	5	12	-20	54	0	2	1	66
Wendel Clark	L	15	7	4	11	-3	66	3	0	1	30
Darren Veitch	D	37	3	7	10	-17	16	1	0	0	69
Rick Lanz	D	32	1	9	10	-17	18	0	0	1	56
Luke Richardson	D	55	2	7	9	-15	106	0	0	0	59
Paul Gagne	L	16	3	2	5	-8	6	1	0	1	14
Brian Curran	D	47	1	4	5	0	185	0	0	0	18
Darryl Shannon	D	14	1	3	4	5	6	0	0	0	16
John Kordic	R	46	1	2	3	-13	185	0	0	0	33
Ken Wregget	G	32	0	3	3	0	20	0	0	0	0
Russ Courtnall	R	9	1	1	2	-2	4	0	1	0	11
Allan Bester	G	43	0	2	2	0	2	0	0	0	0
Ken Hammond	D	14	0	2	2	-13	12	0	0	0	9
Tim Armstrong	C	11	1	0	1	-2	6	0	0	0	5
Mike Blaisdell	R	9	1	0	1	-5	4	0	0	0	8
Ken Yaremchuk	C	11	1	0	1	-5	2	0	0	0	13
Sean McKenna	R	3	0	1	1	-1	0	0	0	0	1
Scott Pearson	L	9	0	1	1	0	2	0	0	0	6
Marty Dallman	C	4	0	0	0	0	0	0	0	0	2
Paul Lawless	L	7	0	0	0	-2	0	0	0	0	11
Chris McRae	L	3	0	0	0	0	12	0	0	0	0
Jeff Reese	G	10	0	0	0	0	4	0	0	0	0
Doug Shedden	C	1	0	0	0	-1	2	0	0	0	2

PLAYER	POS	GP	W	L	T/O	GA	SV%	GAA	SO	PIM	MIN
Allan Bester	G	43	17	20	3	156	.890	3.80	2	2	2460
Ken Wregget	G	32	9	20	2	139	.866	4.42	0	20	1888
Jeff Reese	G	10	2	6	1	40	.860	4.94	0	4	486

HOME ARENA

Maple Leaf Gardens (Capacity: 16,382)

PLAYOFF RESULT

Out of Playoffs

UNIFORMS

HOME



AWAY



GP	DATE	OPPONENT	RESULT
1	Oct 6	@ Boston	1-2 L
2	Oct 8	Chicago	7-4 W
3	Oct 9	@ Chicago	8-4 W
4	Oct 12	St. Louis	2-4 L
5	Oct 14	@ Washington	3-1 W
6	Oct 15	Detroit	3-5 L
7	Oct 17	@ Montreal	6-2 W
8	Oct 19	Buffalo	4-2 W
9	Oct 21	@ Detroit	4-2 W
10	Oct 22	Calgary	3-3 T
11	Oct 25	@ NY Islanders	4-3 W
12	Oct 26	@ Min. North Stars	3-2 W
13	Oct 29	@ St. Louis	2-3 L
14	Nov 2	Boston	2-7 L
15	Nov 5	Los Angeles	4-6 L
16	Nov 10	@ Pittsburgh	1-5 L
17	Nov 12	Edmonton	2-6 L
18	Nov 14	Min. North Stars	4-5 L
19	Nov 16	Pittsburgh	8-5 W
20	Nov 18	@ Wpg. Jets	0-3 L
21	Nov 19	@ Edmonton	1-9 L
22	Nov 21	St. Louis	4-0 W
23	Nov 23	Chicago	4-3 W
24	Nov 25	@ Min. North Stars	3-5 L
25	Nov 26	Min. North Stars	3-6 L
26	Dec 1	@ Los Angeles	3-9 L
27	Dec 3	@ St. Louis	0-3 L
28	Dec 9	@ Detroit	3-4 L
29	Dec 10	Detroit	2-8 L
30	Dec 12	Calgary	4-4 T
31	Dec 14	Edmonton	2-8 L
32	Dec 15	@ New Jersey	3-6 L
33	Dec 17	Philadelphia	1-7 L
34	Dec 19	St. Louis	4-3 W
35	Dec 21	Pittsburgh	1-6 L
36	Dec 23	@ Buffalo	2-5 L
37	Dec 26	NY Islanders	3-4 L
38	Dec 29	@ Que. Nordiques	6-5 W
39	Dec 31	Que. Nordiques	6-1 W
40	Jan 1	@ Chicago	3-3 T
41	Jan 6	@ Washington	0-3 L
42	Jan 7	Buffalo	1-6 L
43	Jan 9	Vancouver	3-0 W
44	Jan 11	Washington	2-3 L
45	Jan 14	Montreal	3-5 L
46	Jan 16	Hfd. Whalers	5-3 W
47	Jan 19	Min. North Stars	3-3 T
48	Jan 21	@ Montreal	3-4 L
49	Jan 25	Boston	1-2 L (OT)
50	Jan 27	@ Detroit	1-8 L
51	Jan 28	NY Rangers	1-1 T
52	Jan 30	@ Chicago	1-7 L
53	Feb 2	@ NY Islanders	4-1 W
54	Feb 4	Chicago	1-3 L
55	Feb 11	Philadelphia	4-3 W
56	Feb 13	@ New Jersey	1-8 L
57	Feb 15	Hfd. Whalers	2-4 L
58	Feb 17	@ NY Rangers	10-6 W
59	Feb 18	New Jersey	5-3 W
60	Feb 20	@ Los Angeles	4-5 L
61	Feb 22	@ Calgary	4-3 W (OT)
62	Feb 23	@ Vancouver	1-2 L (OT)
63	Feb 25	@ Min. North Stars	4-2 W
64	Feb 27	St. Louis	5-7 L
65	Mar 1	@ NY Rangers	4-7 L
66	Mar 4	Chicago	3-3 T
67	Mar 5	@ Hfd. Whalers	0-3 L
68	Mar 7	@ Que. Nordiques	6-4 W
69	Mar 9	@ St. Louis	1-4 L
70	Mar 11	Detroit	5-3 W
71	Mar 12	@ Wpg. Jets	7-9 L
72	Mar 14	@ Min. North Stars	5-3 W
73	Mar 18	Wpg. Jets	2-10 L
74	Mar 19	@ Philadelphia	6-8 L
75	Mar 22	Vancouver	5-3 W
76	Mar 24	@ Detroit	2-6 L
77	Mar 25	Detroit	6-5 W
78	Mar 29	Min. North Stars	3-1 W
79	Apr 1	@ St. Louis	3-4 L (OT)
80	Apr 2	@ Chicago	3-4 L (OT)



1989-90

(38-38-4 / 80 Points / 3rd in Norris Division)

GENERAL MANAGER: Floyd Smith**HEAD COACH:** Doug Carpenter**CAPTAIN:** Rob Ramage

PLAYER	POS	GP	G	A	PTS	+/-	PIM	PP	SH	GW	S
Gary Leeman	R	80	51	44	95	4	63	14	1	5	256
Vincent Damphousse	C	80	33	61	94	2	56	9	0	5	229
Ed Olczyk	C	79	32	56	88	0	78	6	0	4	208
Daniel Marois	R	68	39	37	76	1	82	14	0	3	183
Mark Osborne	L	78	23	50	73	2	91	3	1	6	137
Al Iafrate	D	75	21	42	63	-4	135	6	1	0	153
Tom Kurvers	D	70	15	37	52	-8	29	9	1	1	156
Rob Ramage	D	80	8	41	49	-1	202	3	0	1	196
Tom Fergus	C	54	19	26	45	-18	62	4	0	2	120
Lou Franceschetti	R	80	21	15	36	-12	127	0	2	4	76
Dave Reid	L	70	9	19	28	-8	9	0	4	1	97
Wendel Clark	L	38	18	8	26	2	116	7	0	2	85
Dan Daoust	C	65	7	11	18	1	89	0	4	0	53
Gilles Thibaudeau	C	21	7	11	18	6	13	3	0	2	44
Luke Richardson	D	67	4	14	18	-1	122	0	0	0	80
John McIntyre	C	59	5	12	17	-12	117	0	1	1	44
Dave Hannan	C	39	6	9	15	-12	55	0	1	0	39
Scott Pearson	L	41	5	10	15	-7	90	0	0	1	66
Todd Gill	D	48	1	14	15	-8	92	0	0	0	44
Brad Marsh	D	79	1	13	14	14	95	0	0	0	50
John Kordic	R	55	9	4	13	-8	252	3	0	0	48
Brian Curran	D	72	2	9	11	-2	301	0	0	0	21
Bobby Reynolds	L	7	1	1	2	-3	0	0	0	0	13
Allan Bester	G	42	0	2	2	0	4	0	0	0	0
Peter Ihnacak	C	5	0	2	2	3	0	0	0	0	5
Mark LaForest	G	27	0	1	1	0	23	0	0	0	0
Paul Lawless	L	6	0	1	1	-4	0	0	0	0	6
Jeff Reese	G	21	0	1	1	0	10	0	0	0	0
Darryl Shannon	D	10	0	1	1	-10	12	0	0	0	16
Jack Capuano	D	1	0	0	0	-1	0	0	0	0	1
Tie Domi	R	2	0	0	0	0	42	0	0	0	0
Rocky Dundas	R	5	0	0	0	-1	14	0	0	0	1
Peter Ing	G	3	0	0	0	0	0	0	0	0	0
Sean McKenna	R	5	0	0	0	-3	20	0	0	0	6
Mike Stevens	L	1	0	0	0	0	0	0	0	0	2

PLAYER	POS	GP	W	L	T/O	GA	SV%	GAA	SO	PIM	MIN
Allan Bester	G	42	20	16	0	165	.873	4.49	0	4	2206
Mark LaForest	G	27	9	14	0	87	.886	3.89	0	23	1343
Jeff Reese	G	21	9	6	3	81	.871	4.41	0	10	1101
Peter Ing	G	3	0	2	1	18	.832	5.93	0	0	182

HOME ARENA

Maple Leaf Gardens (Capacity: 16,382)

PLAYOFF RESULT

Lost Division Semi-Final

UNIFORMS

HOME



AWAY



GP	DATE	OPPONENT	RESULT
1	Oct 5	@ Los Angeles	2-4 L
2	Oct 7	@ St. Louis	8-5 W
3	Oct 11	Buffalo	1-7 L
4	Oct 12	@ Chicago	6-9 L
5	Oct 14	Wpg. Jets	1-5 L
6	Oct 17	@ Pittsburgh	5-7 L
7	Oct 18	Vancouver	4-3 W
8	Oct 21	Washington	8-4 W
9	Oct 23	New Jersey	4-5 L
10	Oct 25	@ Pittsburgh	8-6 W
11	Oct 27	@ Buffalo	5-6 L (OT)
12	Oct 28	Detroit	6-4 W
13	Oct 31	@ Min. North Stars	6-4 W
14	Nov 3	@ Washington	1-2 L
15	Nov 4	Philadelphia	4-7 L
16	Nov 6	Min. North Stars	2-1 W
17	Nov 9	@ Philadelphia	4-1 W
18	Nov 11	Detroit	4-2 W
19	Nov 12	@ Min. North Stars	3-6 L
20	Nov 15	St. Louis	5-2 W
21	Nov 16	@ NY Islanders	2-6 L
22	Nov 18	@ Montreal	3-4 L (OT)
23	Nov 22	@ Min. North Stars	3-6 L
24	Nov 23	@ Boston	0-6 L
25	Nov 25	NY Rangers	7-4 W
26	Nov 29	@ Vancouver	3-2 W (OT)
27	Dec 2	@ Calgary	4-7 L
28	Dec 3	@ Edmonton	3-5 L
29	Dec 6	@ Chicago	4-6 L
30	Dec 7	@ St. Louis	5-2 W
31	Dec 9	Montreal	7-4 W
32	Dec 11	St. Louis	3-1 W
33	Dec 13	@ Detroit	4-2 W
34	Dec 16	Min. North Stars	3-4 L
35	Dec 18	St. Louis	6-3 W
36	Dec 20	@ Detroit	2-4 L
37	Dec 22	@ Chicago	5-3 W
38	Dec 23	Chicago	5-7 L
39	Dec 26	@ Boston	4-6 L
40	Dec 27	Detroit	7-7 T
41	Dec 30	Boston	7-6 W (OT)
42	Jan 3	Que. Nordiques	5-4 W
43	Jan 6	Los Angeles	7-4 W
44	Jan 8	Washington	8-6 W
45	Jan 10	NY Islanders	1-3 L
46	Jan 13	Calgary	6-5 W
47	Jan 15	Chicago	7-6 W
48	Jan 18	@ St. Louis	4-1 W
49	Jan 24	Min. North Stars	7-3 W
50	Jan 26	@ New Jersey	5-1 W
51	Jan 27	Montreal	3-5 L
52	Jan 31	@ Wpg. Jets	5-5 T
53	Feb 2	@ Detroit	2-5 L
54	Feb 3	Pittsburgh	8-4 W
55	Feb 6	@ St. Louis	4-6 L
56	Feb 7	St. Louis	7-1 W
57	Feb 10	@ Hfd. Whalers	2-6 L
58	Feb 12	Los Angeles	5-3 W
59	Feb 14	Hfd. Whalers	6-6 T
60	Feb 15	@ Philadelphia	0-3 L
61	Feb 17	New Jersey	5-4 W
62	Feb 22	@ Calgary	2-12 L
63	Feb 23	@ Edmonton	6-5 W
64	Feb 26	@ Vancouver	2-5 L
65	Feb 28	Que. Nordiques	5-4 W
66	Mar 2	@ Detroit	2-3 L (OT)
67	Mar 3	Detroit	2-5 L
68	Mar 8	@ Hfd. Whalers	7-6 W
69	Mar 10	Edmonton	3-2 W
70	Mar 12	Min. North Stars	1-4 L
71	Mar 14	NY Rangers	2-8 L
72	Mar 16	@ Buffalo	4-3 W
73	Mar 17	Wpg. Jets	4-5 L (OT)
74	Mar 19	Chicago	2-3 L
75	Mar 21	@ NY Rangers	5-5 T
76	Mar 24	@ Que. Nordiques	4-3 W (OT)
77	Mar 26	@ Min. North Stars	4-5 L
78	Mar 28	NY Islanders	3-6 L
79	Mar 29	@ Chicago	2-4 L
80	Mar 31	Chicago	6-4 W



1990-91

(23-46-11 / 57 Points / 5th in Norris Division)

GENERAL MANAGER: Floyd Smith

HEAD COACH: Doug Carpenter (1-9-1), Tom Watt (22-37-10)

CAPTAIN: Rob Ramage

PLAYER	POS	GP	G	A	PTS	+/-	PIM	PP	SH	GW	S
Vincent Damphousse	C	79	26	47	73	-31	65	10	1	4	247
Mike Krushelnyski	L/C	59	17	22	39	-6	48	2	2	1	98
Dave Ellett	D	60	8	30	38	-4	69	5	0	1	154
Rob Ramage	D	80	10	25	35	2	173	5	0	2	169
Wendel Clark	L	63	18	16	34	-5	152	4	0	2	181
Dave Hannan	C	74	11	23	34	-9	82	0	1	2	72
Daniel Marois	R	78	21	9	30	-16	112	6	0	1	152
Gary Leeman	R	52	17	12	29	-25	39	4	0	1	135
Dave Reid	L	69	15	13	28	-10	18	1	8	0	110
Peter Zedel	C	32	14	14	28	-7	4	6	0	5	69
Michel Petit	D	54	9	19	28	-19	132	3	1	2	95
Todd Gill	D	72	2	22	24	-4	113	0	0	0	90
Lucien DeBlois	C	38	10	12	22	-4	30	0	1	0	57
Doug Shedden	C	23	8	10	18	2	10	4	0	0	35
Al Iafrate	D	42	3	15	18	-15	113	2	0	0	51
Mike Foligno	R	37	8	7	15	-3	65	1	0	0	56
Paul Fenton	L	30	5	10	15	-3	0	1	1	0	46
Kevin Maguire	R	63	9	5	14	-10	180	1	0	0	52
Ed Olczyk	C	18	4	10	14	-7	13	0	0	0	45
Brian Bradley	C	26	0	11	11	-7	20	0	0	0	32
Aaron Broten	L/C	27	6	4	10	12	32	0	0	1	45
Luke Richardson	D	78	1	9	10	-28	238	0	0	0	68
Tom Fergus	C	14	5	4	9	-5	8	2	0	0	17
Gilles Thibaudeau	C	20	2	7	9	-7	4	0	0	0	36
Mark Osborne	L	18	3	3	6	-10	4	1	1	0	32
Rob Cimetta	L/R	25	2	4	6	-5	21	2	0	1	18
Bob Rouse	D	13	2	4	6	-11	10	1	0	0	15
Joe Sacco	R	20	0	5	5	-5	2	0	0	0	20
Mike Millar	R	7	2	2	4	-1	2	0	0	0	11
Scott Thornton	L	33	1	3	4	-15	30	0	0	0	31
Alexander Godynnyuk	D	18	0	3	3	-3	16	0	0	0	15
Tom Kurvers	D	19	0	3	3	-12	8	0	0	0	23
John McIntyre	C	13	0	3	3	0	25	0	0	0	7
Lou Franceschetti	R	16	1	1	2	-2	30	0	0	0	7
Claude Loiselle	C	7	1	1	2	0	2	0	0	0	10
Drake Berehowsky	D	8	0	1	1	-6	25	0	0	0	4
Jeff Reese	G	30	0	1	1	0	0	0	0	0	0
Darryl Shannon	D	10	0	1	1	1	0	0	0	0	3
Darren Veitch	D	2	0	1	1	-4	0	0	0	0	2
Allan Bester	G	6	0	0	0	0	0	0	0	0	0
Brian Curran	D	4	0	0	0	-2	7	0	0	0	0
Peter Ing	G	56	0	0	0	0	6	0	0	0	0
Greg Johnston	R	1	0	0	0	0	0	0	0	0	0
John Kordic	R	3	0	0	0	0	9	0	0	0	1
Brad Marsh	D	22	0	0	0	-6	15	0	0	0	18
Scott Pearson	L	12	0	0	0	-5	20	0	0	0	13
Damian Rhodes	G	1	0	0	0	0	0	0	0	0	0
Jeff Serowik	D	1	0	0	0	0	0	0	0	0	1

PLAYER	POS	GP	W	L	T/O	GA	SV%	GAA	SO	PIM	MIN
Peter Ing	G	56	16	29	8	200	.883	3.84	1	6	3126
Jeff Reese	G	30	6	13	3	92	.868	3.86	1	0	1430
Allan Bester	G	6	0	4	0	18	.860	4.37	0	0	247
Damian Rhodes	G	1	1	0	0	1	.962	1.00	0	0	60

HOME ARENA

Maple Leaf Gardens (Capacity: 16,382)

PLAYOFF RESULT

Out of Playoffs

UNIFORMS

HOME



AWAY



PATCHES



Harold Ballard

GP	DATE	OPPONENT	RESULT
1	Oct 4	@ Wpg. Jets	1-7 L
2	Oct 6	@ Calgary	1-4 L
3	Oct 7	@ Edmonton	2-3 L
4	Oct 10	Que. Nordiques	5-8 L
5	Oct 13	Detroit	3-3 T
6	Oct 17	Hfd. Whalers	1-3 L
7	Oct 18	@ Chicago	0-3 L
8	Oct 20	Chicago	6-2 W
9	Oct 22	@ NY Rangers	1-5 L
10	Oct 24	St. Louis	3-8 L
11	Oct 25	@ St. Louis	5-8 L
12	Oct 27	Buffalo	1-3 L
13	Oct 30	Min. North Stars	5-4 W
14	Nov 1	@ Detroit	4-5 L
15	Nov 3	Calgary	3-7 L
16	Nov 4	Philadelphia	1-7 L
17	Nov 6	@ NY Islanders	3-4 L
18	Nov 8	Vancouver	3-5 L
19	Nov 10	Chicago	1-5 L
20	Nov 12	Wpg. Jets	5-2 W
21	Nov 14	Washington	5-3 W
22	Nov 17	Detroit	4-8 L
23	Nov 19	Boston	2-5 L
24	Nov 21	@ Washington	3-5 L
25	Nov 23	@ Philadelphia	1-4 L
26	Nov 24	Edmonton	1-4 L
27	Nov 27	@ St. Louis	4-3 W (OT)
28	Nov 29	@ Vancouver	1-2 L
29	Dec 1	@ Los Angeles	4-3 W
30	Dec 5	Min. North Stars	2-3 L
31	Dec 6	@ Min. North Stars	2-1 W (OT)
32	Dec 8	Chicago	1-2 L
33	Dec 12	Montreal	4-1 W
34	Dec 15	St. Louis	2-4 L
35	Dec 18	@ NY Islanders	2-2 T
36	Dec 19	@ NY Rangers	4-1 W
37	Dec 22	@ Washington	5-2 W
38	Dec 23	@ New Jersey	2-4 L
39	Dec 27	St. Louis	6-4 W
40	Dec 29	Pittsburgh	6-3 W
41	Jan 3	@ Min. North Stars	3-3 T
42	Jan 5	Los Angeles	2-4 L
43	Jan 8	Calgary	3-5 L
44	Jan 10	@ Chicago	2-7 L
45	Jan 12	Hfd. Whalers	2-2 T
46	Jan 14	Buffalo	3-9 L
47	Jan 17	Pittsburgh	5-6 L (OT)
48	Jan 22	@ Que. Nordiques	4-4 T
49	Jan 23	@ Montreal	3-7 L
50	Jan 26	@ Chicago	1-5 L
51	Jan 28	Min. North Stars	4-0 W
52	Feb 1	@ Detroit	1-4 L
53	Feb 2	Detroit	2-5 L
54	Feb 4	St. Louis	6-5 W (OT)
55	Feb 6	@ Wpg. Jets	5-5 T
56	Feb 7	@ Min. North Stars	2-4 L
57	Feb 9	NY Islanders	3-2 W
58	Feb 13	Philadelphia	3-6 L
59	Feb 16	Edmonton	3-2 W
60	Feb 17	@ Buffalo	3-0 W
61	Feb 19	@ St. Louis	2-3 L
62	Feb 21	@ Pittsburgh	4-11 L
63	Feb 23	@ Montreal	3-3 T
64	Feb 25	@ Detroit	4-5 L (OT)
65	Feb 27	New Jersey	7-3 W
66	Mar 2	NY Rangers	2-5 L
67	Mar 3	@ Hfd. Whalers	4-4 T
68	Mar 5	Boston	6-3 W
69	Mar 7	Vancouver	3-3 T
70	Mar 9	@ Boston	0-2 L
71	Mar 12	@ Que. Nordiques	4-3 W
72	Mar 13	@ New Jersey	2-3 L
73	Mar 16	Min. North Stars	4-3 W (OT)
74	Mar 17	@ Min. North Stars	3-4 L
75	Mar 20	@ Los Angeles	4-4 T
76	Mar 22	@ Detroit	3-1 W
77	Mar 23	Detroit	4-1 W
78	Mar 26	Chicago	2-2 T
79	Mar 28	@ Chicago	3-5 L
80	Mar 30	@ St. Louis	2-5 L



1991-92

(30-43-7 / 67 Points / 5th in Norris Division)

GENERAL MANAGER: Cliff Fletcher

HEAD COACH: Tom Watt

CAPTAIN: Wendel Clark

PLAYER	POS	GP	G	A	PTS	+/-	PIM	PP	SH	GW	S
Glenn Anderson	R	72	24	33	57	-13	100	5	0	4	188
Dave Ellett	D	79	18	33	51	-13	95	9	1	4	225
Peter Zezel	C	64	16	33	49	-22	26	4	0	1	125
Doug Gilmour	C	40	15	34	49	13	32	6	0	3	104
Wendel Clark	L	43	19	21	40	-14	123	7	0	4	158
Brian Bradley	C	59	10	21	31	-3	48	4	0	3	78
Mike Bullard	C	65	14	14	28	-19	40	7	0	0	140
Daniel Marois	R	63	15	11	26	-36	76	4	0	0	140
Rob Pearson	R	47	14	10	24	-16	58	6	0	0	79
Mike Krushelnyski	L/C	72	9	15	24	-5	72	0	2	1	100
Bob Rouse	D	79	3	19	22	-20	97	1	0	0	115
Gary Leeman	R	34	7	13	20	-1	44	3	0	0	91
Lucien DeBlois	C	54	8	11	19	-3	39	0	1	1	75
Todd Gill	D	74	2	15	17	-22	91	1	0	0	82
Jamie Macoun	D	39	3	13	16	0	18	2	0	0	71
Ric Nattress	D	36	2	14	16	-1	32	0	0	1	43
Claude Loiselle	C	64	6	9	15	-21	102	1	0	1	91
Guy Larose	C	34	9	5	14	-8	27	0	0	0	60
Mike Foligno	R	33	6	8	14	-3	50	2	0	1	41
Michel Petit	D	34	1	13	14	-17	85	1	0	1	61
Craig Berube	L	40	5	7	12	-2	109	1	0	1	42
Joe Sacco	R	17	7	4	11	8	4	0	0	1	40
Darryl Shannon	D	48	2	8	10	-17	23	1	0	0	50
Alexander Godynnyuk	D	31	3	6	9	-12	59	1	0	1	30
Rob Cimetta	L/R	24	4	3	7	5	12	0	0	0	31
Bob Halkidis	D	46	3	3	6	-9	145	0	0	0	36
Mark Osborne	L	11	3	1	4	-2	8	0	2	0	16
Dave Hannan	C	35	2	2	4	-10	16	0	1	0	24
Tom Fergus	C	11	1	3	4	-11	4	0	0	0	24
Kent Manderville	C	15	0	4	4	1	0	0	0	0	14
Dave McLlwain	C/R	11	1	2	3	1	4	0	0	1	12
Mike Eastwood	C	9	0	2	2	-4	4	0	0	0	6
Kevin Maguire	R	8	1	0	1	-4	4	0	0	0	8
Dmitri Mironov	D	7	1	0	1	-4	0	0	0	1	7
Grant Fuhr	G	66	0	1	1	0	4	0	0	0	0
Greg Johnston	R	3	0	1	1	-1	5	0	0	0	2
Kevin McClelland	R	18	0	1	1	-3	33	0	0	0	5
Ken Baumgartner	L	11	0	0	0	1	23	0	0	0	5
Drake Berehowsky	D	1	0	0	0	0	0	0	0	0	0
Len Esau	D	2	0	0	0	0	0	0	0	0	0
Todd Hawkins	L/R	2	0	0	0	0	0	0	0	0	0
Ken Linseman	C	2	0	0	0	-2	2	0	0	0	0
Felix Potvin	G	4	0	0	0	0	0	0	0	0	0
Jeff Reese	G	8	0	0	0	0	0	0	0	0	0
Dave Tomlinson	C	3	0	0	0	-1	2	0	0	0	6
Rick Wamsley	G	8	0	0	0	0	0	0	0	0	0

PLAYER	POS	GP	W	L	T/O	GA	SV%	GAA	SO	PIM	MIN
Grant Fuhr	G	66	25	33	5	230	.881	3.66	2	4	3774
Rick Wamsley	G	8	4	3	0	27	.876	3.79	0	0	428
Jeff Reese	G	8	1	5	1	20	.905	2.91	1	0	413
Felix Potvin	G	4	0	2	1	8	.933	2.29	0	0	210

HOME ARENA

Maple Leaf Gardens (Capacity: 15,842)

PLAYOFF RESULT

Out of Playoffs

UNIFORMS



PATCH



NHL's 75th Anniversary

GP	DATE	OPPONENT	RESULT
1	Oct 3	@ Montreal	3-4 L
2	Oct 5	Detroit	8-5 W
3	Oct 7	St. Louis	3-0 W
4	Oct 9	Washington	4-5 L
5	Oct 12	Vancouver	1-2 L
6	Oct 15	@ St. Louis	1-5 L
7	Oct 17	@ Calgary	4-6 L
8	Oct 19	@ Wpg. Jets	2-4 L
9	Oct 21	@ Vancouver	1-4 L
10	Oct 25	@ Detroit	0-4 L
11	Oct 26	Detroit	6-1 W
12	Oct 28	St. Louis	1-1 T
13	Nov 1	@ Washington	0-4 L
14	Nov 2	Los Angeles	2-5 L
15	Nov 4	San Jose	4-1 W
16	Nov 6	Min. North Stars	4-3 W
17	Nov 8	@ NY Rangers	3-3 T
18	Nov 9	Calgary	1-6 L
19	Nov 12	@ Min. North Stars	0-7 L
20	Nov 14	@ Chicago	0-3 L
21	Nov 16	Chicago	2-2 T
22	Nov 17	Hfd. Whalers	1-3 L
23	Nov 20	@ St. Louis	2-5 L
24	Nov 22	@ San Jose	3-1 W
25	Nov 26	@ Los Angeles	4-4 T
26	Nov 29	@ Min. North Stars	3-2 W
27	Nov 30	Min. North Stars	3-4 L
28	Dec 4	@ Hfd. Whalers	3-0 W
29	Dec 7	Vancouver	6-3 W
30	Dec 9	Montreal	1-4 L
31	Dec 11	NY Islanders	4-5 L
32	Dec 12	@ Philadelphia	1-1 T
33	Dec 14	@ Boston	3-4 L
34	Dec 18	Edmonton	5-7 L
35	Dec 20	@ Washington	3-4 L
36	Dec 21	Buffalo	1-4 L
37	Dec 23	Wpg. Jets	3-1 W
38	Dec 26	@ Pittsburgh	1-12 L
39	Dec 28	Detroit	4-5 L
40	Dec 30	@ Que. Nordiques	2-5 L
41	Jan 3	@ Detroit	4-6 L
42	Jan 4	Chicago	2-4 L
43	Jan 6	St. Louis	3-2 W (OT)
44	Jan 9	@ Chicago	0-2 L
45	Jan 11	@ New Jersey	4-3 W
46	Jan 16	@ Chicago	0-4 L
47	Jan 22	Boston	2-5 L
48	Jan 23	@ NY Islanders	4-3 W
49	Jan 25	Philadelphia	6-4 W
50	Jan 29	Que. Nordiques	5-2 W
51	Feb 1	New Jersey	6-4 W
52	Feb 3	@ Min. North Stars	2-4 L
53	Feb 5	Min. North Stars	3-2 W (OT)
54	Feb 7	@ Detroit	4-3 W
55	Feb 8	Montreal	6-4 W
56	Feb 11	Detroit	4-3 W
57	Feb 15	Wpg. Jets	1-3 L
58	Feb 16	Edmonton	7-5 W
59	Feb 18	@ Pittsburgh	1-7 L
60	Feb 20	@ Detroit	2-3 L
61	Feb 22	@ St. Louis	3-4 L
62	Feb 25	New Jersey	5-5 T
63	Feb 27	@ Boston	2-4 L
64	Feb 29	Chicago	6-5 W (OT)
65	Mar 1	Min. North Stars	6-2 W
66	Mar 4	@ Edmonton	5-2 W
67	Mar 5	@ Calgary	5-5 T
68	Mar 8	@ San Jose	1-4 L
69	Mar 9	@ Los Angeles	1-4 L
70	Mar 11	@ Min. North Stars	3-0 W
71	Mar 14	Pittsburgh	6-3 W
72	Mar 17	Que. Nordiques	4-3 W (OT)
73	Mar 21	Chicago	1-3 L
74	Mar 23	St. Louis	3-2 W
75	Mar 25	@ Buffalo	2-5 L
76	Mar 28	@ St. Louis	3-2 W
77	Mar 29	@ Chicago	1-5 L
78	Apr 12	NY Islanders	2-6 L*
79	Apr 13	@ Philadelphia	2-6 L
80	Apr 15	NY Rangers	4-2 W

*The NHLPA went on strike on April 1, suspending play indefinitely. The strike was quickly settled after 10 days and all affected games were re-scheduled. Play resumed on April 12 and as a result of the layoff, the playoffs extended to the month of June for the first time in NHL history.



1992-93

(44-29-11 / 99 Points / 3rd in Norris Division)

GENERAL MANAGER: Cliff Fletcher

HEAD COACH: Pat Burns

CAPTAIN: Wendel Clark

PLAYER	POS	GP	G	A	PTS	+/-	PIM	PP	SH	GW	S
Doug Gilmour	C	83	32	95	127	32	100	15	3	2	211
Nikolai Borschevsky	R	78	34	40	74	33	28	12	0	4	204
Glenn Anderson	R	76	22	43	65	19	117	11	0	3	161
Todd Gill	D	69	11	32	43	4	66	5	0	2	113
John Cullen	C	47	13	28	41	-8	53	10	0	1	86
Dave Ellett	D	70	6	34	40	19	46	4	0	1	186
Mike Krushelnyski	L/C	84	19	20	39	3	62	6	2	3	130
Wendel Clark	L	66	17	22	39	2	193	2	0	5	146
Dave Andreychuk	L	31	25	13	38	12	8	12	0	2	139
Rob Pearson	R	78	23	14	37	-2	211	8	0	3	164
Peter Zedel	C	70	12	23	35	0	24	0	0	4	102
Dmitri Mironov	D	59	7	24	31	-1	40	4	0	1	105
Mark Osborne	L	76	12	14	26	-7	89	0	2	2	110
Drake Berehowsky	D	41	4	15	19	1	61	1	0	1	41
Jamie Macoun	D	77	4	15	19	3	55	2	0	1	114
Dave McLlwain	C/R	66	14	4	18	-18	30	1	1	3	85
Mike Foligno	R	55	13	5	18	2	84	5	0	2	95
Bill Berg	L	58	7	8	15	-1	54	0	1	2	83
Bob Rouse	D	82	3	11	14	7	130	0	1	1	78
Sylvain Lefebvre	D	81	2	12	14	8	90	0	0	0	81
Joe Sacco	R	23	4	4	8	-4	8	0	0	0	38
Mike Eastwood	C	12	1	6	7	-2	21	0	0	0	11
Kent Manderville	C	18	1	1	2	-9	17	0	0	1	15
Ken Baumgartner	L	63	1	0	1	-11	155	0	0	0	23
Bob McGill	D	19	1	0	1	5	34	0	0	0	8
Felix Potvin	G	48	0	1	1	0	4	0	0	0	0
Grant Fuhr	G	29	0	0	0	0	0	0	0	0	0
Guy Larose	C	9	0	0	0	-3	8	0	0	0	8
Ken McRae	C	2	0	0	0	-1	2	0	0	0	3
Daren Puppa	G	8	0	0	0	0	0	0	0	0	0
Darryl Shannon	D	16	0	0	0	-5	11	0	0	0	10
Dave Tomlinson	C	3	0	0	0	0	2	0	0	0	1
Rick Wamsley	G	3	0	0	0	0	0	0	0	0	0

PLAYER	POS	GP	W	L	T/O	GA	SV%	GAA	SO	PIM	MIN
Felix Potvin	G	48	25	15	7	116	.910	2.50	2	4	2781
Grant Fuhr	G	29	13	9	4	87	.895	3.14	1	0	1665
Daren Puppa	G	8	6	2	0	18	.922	2.25	2	0	479
Rick Wamsley	G	3	0	3	0	15	.835	5.63	0	0	160

HOME ARENA

Maple Leaf Gardens (Capacity: 15,842)

PLAYOFF RESULT

Lost Conference Final

UNIFORMS

HOME



AWAY



PATCH



Stanley Cup's 100th Anniversary

GP	DATE	OPPONENT	RESULT
1	Oct 6	Washington	5-6 L
2	Oct 10	@ Calgary	2-3 L
3	Oct 11	@ Edmonton	3-3 T
4	Oct 15	Tampa Bay	5-3 W
5	Oct 17	Chicago	4-3 W
6	Oct 18	Min. North Stars	1-5 L
7	Oct 20	Ottawa	5-3 W*
8	Oct 22	@ Tampa Bay	5-2 W
9	Oct 24	San Jose	5-1 W
10	Oct 28	Buffalo	4-4 T
11	Oct 30	@ Detroit	1-7 L
12	Oct 31	Detroit	3-1 W
13	Nov 5	@ Chicago	0-1 L
14	Nov 7	Pittsburgh	4-2 W
15	Nov 9	@ Ottawa	3-1 W
16	Nov 14	@ Boston	4-1 W
17	Nov 16	St. Louis	2-2 T
18	Nov 17	@ Que. Nordiques	1-3 L*
19	Nov 19	@ San Jose	2-0 W
20	Nov 21	@ Los Angeles	4-6 L
21	Nov 24	Tampa Bay	2-3 L
22	Nov 26	Que. Nordiques	4-5 L (OT)
23	Nov 28	Los Angeles	3-2 W
24	Dec 1	@ New Jersey	3-8 L
25	Dec 3	@ Chicago	3-4 L
26	Dec 5	Chicago	2-2 T
27	Dec 6	@ NY Rangers	0-6 L
28	Dec 9	Detroit	5-3 W
29	Dec 11	Calgary	3-6 L
30	Dec 15	@ Min. North Stars	5-6 L
31	Dec 19	Ottawa	5-1 W
32	Dec 20	@ Buffalo	4-5 L
33	Dec 22	@ Detroit	4-4 T
34	Dec 26	Detroit	1-5 L
35	Dec 27	@ St. Louis	6-3 W
36	Dec 29	@ NY Islanders	3-2 W
37	Dec 31	@ Pittsburgh	3-3 T
38	Jan 2	St. Louis	2-2 T
39	Jan 4	@ Detroit	4-2 W
40	Jan 6	Vancouver	2-5 L
41	Jan 8	San Jose	5-1 W
42	Jan 9	@ Montreal	5-4 W
43	Jan 11	Tampa Bay	4-2 W
44	Jan 13	St. Louis	4-3 W
45	Jan 16	Chicago	3-5 L
46	Jan 17	@ Chicago	3-5 L
47	Jan 19	@ St. Louis	5-1 W
48	Jan 21	@ Tampa Bay	6-1 W
49	Jan 23	Montreal	4-0 W
50	Jan 26	Min. North Stars	1-2 L
51	Jan 30	NY Rangers	3-1 W
52	Feb 1	@ St. Louis	1-1 T
53	Feb 3	NY Islanders	2-3 L
54	Feb 9	@ Tampa Bay	1-3 L
55	Feb 11	Vancouver	5-2 W
56	Feb 13	Min. North Stars	6-1 W
57	Feb 14	@ Min. North Stars	6-5 W
58	Feb 17	Calgary	4-2 W
59	Feb 19	Tampa Bay	4-1 W
60	Feb 20	Boston	4-4 T
61	Feb 22	@ Vancouver	8-1 W
62	Feb 25	@ San Jose	5-0 W
63	Feb 27	@ Los Angeles	5-2 W
64	Mar 3	Min. North Stars	3-1 W
65	Mar 5	@ Detroit	1-5 L
66	Mar 6	Wpg. Jets	4-2 W
67	Mar 9	@ Washington	1-3 L
68	Mar 10	Hfd. Whalers	5-3 W
69	Mar 12	Tampa Bay	8-2 W
70	Mar 15	@ Que. Nordiques	2-4 L
71	Mar 18	@ Tampa Bay	4-2 W
72	Mar 20	Edmonton	4-2 W
73	Mar 23	@ Wpg. Jets	5-4 W
74	Mar 25	@ Min. North Stars	3-3 T
75	Mar 27	@ Edmonton	6-2 W
76	Mar 28	@ Calgary	4-0 W
77	Mar 31	Los Angeles	5-5 T
78	Apr 3	New Jersey	1-0 W
79	Apr 4	@ Philadelphia	0-4 L
80	Apr 8	@ Wpg. Jets	3-5 L
81	Apr 10	Philadelphia	0-4 L
82	Apr 11	@ Hfd. Whalers	4-2 W
83	Apr 13	St. Louis	2-1 W (OT)
84	Apr 15	@ Chicago	2-3 L

*Game played at Copps Coliseum in Hamilton, ON.



1993-94

(43-29-12 / 98 Points / 2nd in Central Division)

GENERAL MANAGER: Cliff Fletcher

HEAD COACH: Pat Burns

CAPTAIN: Wendel Clark

PLAYER	POS	GP	G	A	PTS	+/-	PIM	PP	SH	GW	S
Doug Gilmour	C	83	27	84	111	25	105	10	1	3	167
Dave Andreychuk	L	83	53	46	99	22	98	21	5	8	333
Wendel Clark	L	64	46	30	76	10	115	21	0	8	275
Dave Ellett	D	68	7	36	43	6	42	5	0	1	146
Dmitri Mironov	D	76	9	27	36	5	78	3	0	0	147
Glenn Anderson	R	73	17	18	35	-6	50	5	0	3	127
Nikolai Borschevsky	R	45	14	20	34	6	10	7	0	1	105
John Cullen	C	53	13	17	30	-2	67	2	0	4	80
Rob Pearson	R	67	12	18	30	-6	189	1	0	4	119
Jamie Macoun	D	82	3	27	30	-5	115	1	0	1	122
Todd Gill	D	45	4	24	28	8	44	2	0	1	74
Mark Osborne	L	73	9	15	24	2	145	1	1	2	103
Bill Berg	L	83	8	11	19	-3	93	0	0	1	99
Mike Eastwood	C	54	8	10	18	2	28	1	0	2	41
Peter Zezel	C	41	8	8	16	5	19	0	0	0	47
Kent Manderville	C	67	7	9	16	5	63	0	0	1	81
Bob Rouse	D	63	5	11	16	8	101	1	1	0	77
Mike Gartner	R	10	6	6	12	9	4	1	0	0	30
Mike Krushelnyski	L/C	54	5	6	11	-5	28	1	0	1	71
Sylvain Lefebvre	D	84	2	9	11	33	79	0	0	0	96
Drake Berehowsky	D	49	2	8	10	-3	63	2	0	2	29
Ken Baumgartner	L	64	4	4	8	-6	185	0	0	0	34
Yanic Perreault	C	13	3	3	6	1	0	2	0	0	24
Chris Govedaris	L	12	2	2	4	4	14	0	0	0	16
Mark Greig	R	13	2	2	4	1	10	0	0	0	14
Felix Potvin	G	66	0	4	4	0	4	0	0	0	0
Guy Larose	C	10	1	2	3	-2	10	0	0	0	9
Ken McRae	C	9	1	1	2	1	36	0	0	0	11
David Sacco	R	4	1	1	2	-2	4	1	0	0	4
Alexei Kudashov	C	25	1	0	1	-3	4	0	0	0	24
Matt Martin	D	12	0	1	1	0	6	0	0	0	6
Greg Smyth	D	11	0	1	1	-2	38	0	0	0	3
Patrik Augusta	R	2	0	0	0	0	0	0	0	0	3
Frank Bialowas	L	3	0	0	0	0	12	0	0	0	1
Mike Foligno	R	4	0	0	0	0	4	0	0	0	3
David Harlock	D	6	0	0	0	-2	0	0	0	0	2
Eric Lacroix	L	3	0	0	0	0	2	0	0	0	3
Damian Rhodes	G	22	0	0	0	0	2	0	0	0	0
Chris Snell	D	2	0	0	0	-1	2	0	0	0	4

PLAYER	POS	GP	W	L	T/O	GA	SV%	GAA	SO	PIM	MIN
Felix Potvin	G	66	34	22	9	187	.907	2.89	3	4	3883
Damian Rhodes	G	22	9	7	3	53	.902	2.62	0	2	1213

HOME ARENA

Maple Leaf Gardens (Capacity: 15,842)

PLAYOFF RESULT

Lost Conference Final

UNIFORMS

HOME



AWAY



*Game played at Copps Coliseum in Hamilton, ON.

GP	DATE	OPPONENT	RESULT
1	Oct 7	Dallas	6-3 W
2	Oct 9	Chicago	2-1 W
3	Oct 10	@ Philadelphia	5-4 W
4	Oct 13	Washington	7-1 W
5	Oct 15	Detroit	6-3 W
6	Oct 16	@ Detroit	2-1 W
7	Oct 19	Hfd. Whalers	7-2 W
8	Oct 21	@ Florida	4-3 W (OT)
9	Oct 23	@ Tampa Bay	2-0 W
10	Oct 28	@ Chicago	4-2 W
11	Oct 30	@ Montreal	2-5 L
12	Nov 1	@ Dallas	3-3 T
13	Nov 3	Florida	6-3 W
14	Nov 4	@ Detroit	3-3 T
15	Nov 6	Philadelphia	5-3 W
16	Nov 9	@ San Jose	2-2 T
17	Nov 11	@ St. Louis	2-3 L
18	Nov 13	Chicago	2-3 L
19	Nov 15	Edmonton	5-5 T
20	Nov 17	@ Anaheim	4-3 W
21	Nov 18	@ Los Angeles	3-2 W
22	Nov 20	@ Edmonton	3-2 W
23	Nov 22	@ Vancouver	5-2 W
24	Nov 24	@ Calgary	3-5 L
25	Nov 27	Boston	4-2 W
26	Nov 29	Buffalo	0-3 L
27	Dec 1	St. Louis	4-2 W
28	Dec 2	@ St. Louis	5-4 W
29	Dec 4	NY Rangers	3-4 L
30	Dec 8	Wpg. Jets	4-5 L
31	Dec 11	Calgary	3-1 W
32	Dec 12	@ Wpg. Jets	3-3 T
33	Dec 15	Anaheim	0-1 L
34	Dec 17	@ NY Islanders	2-6 L
35	Dec 18	Los Angeles	4-1 W
36	Dec 22	San Jose	2-2 T
37	Dec 23	@ New Jersey	2-3 L
38	Dec 27	@ Chicago	2-5 L
39	Dec 29	@ Dallas	0-4 L
40	Jan 1	Los Angeles	4-7 L
41	Jan 2	@ Buffalo	3-3 T
42	Jan 4	Tampa Bay	0-1 L*
43	Jan 6	Ottawa	6-3 W
44	Jan 8	Vancouver	5-3 W
45	Jan 10	@ Boston	3-0 W
46	Jan 11	@ Washington	2-1 W
47	Jan 13	Dallas	4-3 W (OT)
48	Jan 15	@ Wpg. Jets	5-1 W
49	Jan 18	Anaheim	3-3 T
50	Jan 19	@ Hfd. Whalers	3-3 T
51	Jan 26	NY Islanders	4-3 W
52	Jan 29	Pittsburgh	4-4 T
53	Feb 1	@ St. Louis	4-4 T
54	Feb 5	Detroit	3-4 L
55	Feb 7	Tampa Bay	1-2 L
56	Feb 11	@ Wpg. Jets	3-1 W
57	Feb 12	@ Calgary	2-3 L
58	Feb 15	Detroit	5-4 W (OT)
59	Feb 17	New Jersey	2-1 W
60	Feb 19	Edmonton	3-2 W
61	Feb 21	@ Los Angeles	6-4 W
62	Feb 23	@ Edmonton	3-6 L
63	Feb 26	Montreal	0-3 L
64	Feb 28	@ Ottawa	4-1 W
65	Mar 4	@ Detroit	6-5 W (OT)
66	Mar 5	@ Que. Nordiques	1-4 L
67	Mar 7	St. Louis	2-3 L
68	Mar 9	Dallas	4-2 W
69	Mar 10	@ Pittsburgh	4-2 W
70	Mar 12	Wpg. Jets	3-1 W
71	Mar 16	Vancouver	1-4 L
72	Mar 18	St. Louis	4-2 W
73	Mar 20	Calgary	3-6 L
74	Mar 23	@ Florida	1-1 T*
75	Mar 24	San Jose	1-2 L
76	Mar 26	Que. Nordiques	6-3 W
77	Mar 28	@ Vancouver	2-3 L (OT)
78	Mar 31	@ San Jose	3-5 L
79	Apr 2	@ Anaheim	1-3 L
80	Apr 5	@ Dallas	6-4 W
81	Apr 8	@ NY Rangers	3-5 L
82	Apr 10	Wpg. Jets	7-0 W
83	Apr 12	Chicago	3-4 L
84	Apr 14	@ Chicago	6-4 W



1994-95

(21-19-8 / 50 Points / 4th in Central Division)

GENERAL MANAGER: Cliff Fletcher

HEAD COACH: Pat Burns

CAPTAIN: Doug Gilmour

PLAYER	POS	GP	G	A	PTS	+/-	PIM	PP	SH	GW	S
Mats Sundin	C	47	23	24	47	-5	14	9	0	4	173
Dave Andreychuk	L	48	22	16	38	-7	34	8	0	2	168
Mike Ridley	C	48	10	27	37	1	14	2	2	1	88
Doug Gilmour	C	44	10	23	33	-5	26	3	0	1	73
Todd Gill	D	47	7	25	32	-8	64	3	1	2	82
Randy Wood	L/C	48	13	11	24	7	34	1	1	2	125
Mike Gartner	R	38	12	8	20	0	6	2	1	1	91
Dmitri Mironov	D	33	5	12	17	6	28	2	0	0	68
Dave Ellett	D	33	5	10	15	-6	26	3	0	1	84
Mike Craig	R	37	5	5	10	-21	12	1	0	1	61
Mike Eastwood	C	36	5	5	10	-12	32	0	0	0	38
Jamie Macoun	D	46	2	8	10	-6	75	1	0	0	84
Kenny Jonsson	D	39	2	7	9	-8	16	0	0	1	50
Garth Butcher	D	45	1	7	8	-5	59	0	0	0	24
Warren Rychel	L	26	1	6	7	1	101	0	0	0	34
Bill Berg	L	32	5	1	6	-11	26	0	0	2	57
Benoit Hogue	C	12	3	3	6	0	0	1	0	1	16
Terry Yake	C	19	3	2	5	1	2	1	0	2	26
Nikolai Borschevsky	R	19	0	5	5	3	0	0	0	0	28
Rich Sutter	R	18	0	3	3	-7	10	0	0	0	19
Dixon Ward	R	22	0	3	3	-4	31	0	0	0	15
Paul DiPietro	C	12	1	1	2	-6	6	0	0	0	19
Drake Berehowsky	D	25	0	2	2	-10	15	0	0	0	12
Grant Jennings	D	10	0	2	2	-6	7	0	0	0	9
Tie Domi	R	9	0	1	1	1	31	0	0	0	12
Darby Hendrickson	C	8	0	1	1	0	4	0	0	0	4
Kent Manderville	C	36	0	1	1	-2	22	0	0	0	43
Ken Baumgartner	L	2	0	0	0	0	5	0	0	0	1
Ken Belanger	L	3	0	0	0	0	9	0	0	0	1
David Harlock	D	1	0	0	0	-1	0	0	0	0	0
Matt Martin	D	15	0	0	0	2	13	0	0	0	14
Zdenek Nedved	R	1	0	0	0	0	2	0	0	0	0
Felix Potvin	G	36	0	0	0	0	4	0	0	0	0
Damian Rhodes	G	13	0	0	0	0	4	0	0	0	0
Todd Warriner	L	5	0	0	0	-3	0	0	0	0	1

PLAYER	POS	GP	W	L	T/O	GA	SV%	GAA	SO	PIM	MIN
Felix Potvin	G	36	15	13	7	104	.907	2.91	0	4	2144
Damian Rhodes	G	13	6	6	1	34	.916	2.68	0	4	760

HOME ARENA

Maple Leaf Gardens (Capacity: 15,728)

PLAYOFF RESULT

Lost Conference Quarter-Final

UNIFORMS

HOME



AWAY



*A lockout of the players by the owners from October 1 to January 11 forced the NHL to reduce the 1994-95 schedule from 84 to 48 games, with teams playing only intra-conference games during the reduced season. As a result, the regular season extended into the month of May for the first and only time in NHL history.

GP	DATE	OPPONENT	RESULT
1	Jan 20	@ Los Angeles	3-3 T
2	Jan 21	@ San Jose	2-3 L
3	Jan 25	Vancouver	6-2 W
4	Jan 27	@ Chicago	1-4 L
5	Jan 28	Calgary	2-1 W
6	Jan 30	@ Dallas	2-1 W
7	Feb 1	@ Vancouver	4-4 T
8	Feb 3	@ Edmonton	3-5 L
9	Feb 4	@ Calgary	1-4 L
10	Feb 6	San Jose	7-3 W
11	Feb 8	Dallas	3-3 T
12	Feb 10	@ Detroit	2-1 W
13	Feb 11	Los Angeles	2-5 L
14	Feb 13	Chicago	4-2 W
15	Feb 15	Edmonton	1-4 L
16	Feb 18	St. Louis	3-1 W
17	Feb 20	Detroit	2-4 L
18	Feb 22	@ Detroit	1-4 L
19	Feb 23	Anaheim	3-1 W
20	Feb 25	Wpg. Jets	5-2 W
21	Feb 27	@ St. Louis	2-3 L
22	Mar 2	San Jose	3-4 L
23	Mar 4	Calgary	3-2 W
24	Mar 8	Dallas	3-2 W
25	Mar 11	Chicago	2-2 T
26	Mar 13	Los Angeles	1-4 L
27	Mar 15	@ San Jose	2-1 W
28	Mar 17	@ Anaheim	3-3 T
29	Mar 18	@ Los Angeles	5-3 W
30	Mar 21	@ Vancouver	1-3 L
31	Mar 24	Wpg. Jets	3-2 W
32	Mar 25	@ Wpg. Jets	3-3 T
33	Mar 27	Edmonton	4-3 W
34	Mar 31	@ Chicago	3-3 T
35	Apr 3	@ St. Louis	2-5 L
36	Apr 5	St. Louis	4-6 L
37	Apr 7	Detroit	2-4 L
38	Apr 8	Wpg. Jets	4-3 W
39	Apr 14	Dallas	2-1 W
40	Apr 15	@ Wpg. Jets	1-5 L
41	Apr 17	@ Chicago	3-1 W
42	Apr 19	Anaheim	3-2 W
43	Apr 21	@ St. Louis	1-3 L
44	Apr 22	@ Dallas	4-6 L
45	Apr 26	Vancouver	5-2 W
46	Apr 29	@ Calgary	2-2 T
47	May 1	@ Edmonton	6-5 W
48	May 3	@ Anaheim	1-6 L



Doug Gilmour



1995-96

(34-36-12 / 80 Points / 3rd in Central Division)

GENERAL MANAGER: Cliff Fletcher

HEAD COACH: Pat Burns (25-30-10), Nick Beverley (9-6-2)

CAPTAIN: Doug Gilmour

PLAYER	POS	GP	G	A	PTS	+/-	PIM	PP	SH	GW	S
Mats Sundin	C	76	33	50	83	8	46	7	6	7	301
Doug Gilmour	C	81	32	40	72	-5	77	10	2	3	180
Larry Murphy	D	82	12	49	61	-2	34	8	0	1	182
Mike Gartner	R	82	35	19	54	5	52	15	0	4	275
Dave Andreychuk	L	61	20	24	44	-11	54	12	2	3	200
Benoit Hogue	C	44	12	25	37	6	68	3	0	5	94
Kenny Jonsson	D	50	4	22	26	12	22	3	0	1	90
Kirk Muller	L	36	9	16	25	-3	42	7	0	1	79
Todd Gill	D	74	7	18	25	-15	116	1	0	2	109
Dave Gagner	C	28	7	15	22	-2	59	1	0	1	70
Dave Ellett	D	80	3	19	22	-10	59	1	1	0	153
Mike Craig	R	70	8	12	20	-8	42	1	0	1	108
Randy Wood	L/C	46	7	9	16	-4	36	1	0	0	101
Wendel Clark	L	13	8	7	15	7	16	2	0	1	45
Sergio Momesso	L	54	7	8	15	-11	112	4	0	1	91
Todd Warriner	L	57	7	8	15	-11	26	1	0	0	79
Tie Domi	R	72	7	6	13	-3	297	0	0	1	61
Darby Hendrickson	C	46	6	6	12	-2	47	0	0	0	43
Dmitry Yushkevich	D	69	1	10	11	-14	54	1	0	0	96
Paul DiPietro	C	20	4	4	8	-3	4	1	0	0	23
Jamie Macoun	D	82	0	8	8	2	87	0	0	0	74
Brandon Convery	C	11	5	2	7	-7	4	3	0	1	16
Mathieu Schneider	D	13	2	5	7	-2	10	0	0	0	36
Ken Baumgartner	L	60	2	3	5	-5	152	0	0	1	27
Mark Kolesar	L	21	2	2	4	0	14	0	0	0	10
Wayne Presley	R	19	2	2	4	-4	14	1	0	0	28
Mike Hudson	C/L	27	2	0	2	-5	29	0	0	0	27
Bill Berg	L	23	1	1	2	-6	33	0	0	0	33
Nick Kypreos	L	19	1	1	2	0	30	0	0	0	14
Zdenek Nedved	R	7	1	1	2	-1	6	0	0	0	7
Kelly Fairchild	C	1	0	1	1	1	2	0	0	0	1
Rob Zettler	D	29	0	1	1	-1	48	0	0	0	11
Don Beaupre	G	8	0	0	0	0	14	0	0	0	0
Sean Haggerty	L	1	0	0	0	0	0	0	0	0	0
David Harlock	D	1	0	0	0	0	0	0	0	0	0
Jamie Heward	D	5	0	0	0	-1	0	0	0	0	8
Matt Martin	D	13	0	0	0	-1	14	0	0	0	3
Felix Potvin	G	69	0	0	0	0	4	0	0	0	0
Damian Rhodes	G	11	0	0	0	0	0	0	0	0	0
Peter White	C	1	0	0	0	0	0	0	0	0	0

PLAYER	POS	GP	W	L	T/O	GA	SV%	GAA	SO	PIM	MIN
Felix Potvin	G	69	30	26	11	192	.910	2.87	2	4	4009
Damian Rhodes	G	11	4	5	1	29	.904	2.79	0	0	624
Don Beaupre	G	8	0	5	0	26	.847	4.64	0	14	336

HOME ARENA

Maple Leaf Gardens (Capacity: 15,726)

PLAYOFF RESULT

Lost Conference Quarter-Final

UNIFORMS

HOME



AWAY



GP	DATE	OPPONENT	RESULT
1	Oct 7	@ Pittsburgh	3-8 L
2	Oct 10	NY Islanders	7-3 W
3	Oct 14	NY Rangers	0-2 L
4	Oct 17	San Jose	7-2 W
5	Oct 20	Calgary	4-3 W (OT)
6	Oct 21	@ Montreal	3-4 L
7	Oct 24	Florida	1-6 L
8	Oct 26	@ Chicago	2-1 W
9	Oct 28	Los Angeles	2-2 T
10	Oct 29	@ NY Rangers	2-3 L
11	Nov 1	@ Wpg. Jets	4-2 W
12	Nov 3	@ Vancouver	4-4 T
13	Nov 4	@ Edmonton	3-3 T
14	Nov 7	Anaheim	6-3 W
15	Nov 10	Washington	6-1 W
16	Nov 11	@ Boston	3-1 W
17	Nov 14	@ Florida	2-5 L
18	Nov 16	@ Tampa Bay	5-4 W (OT)
19	Nov 18	Wpg. Jets	2-1 W
20	Nov 21	St. Louis	5-2 W
21	Nov 24	Hfd. Whalers	0-4 L
22	Nov 25	@ St. Louis	2-2 T
23	Nov 28	@ Wpg. Jets	3-4 L
24	Nov 30	@ Philadelphia	2-3 L
25	Dec 2	Anaheim	4-4 T
26	Dec 5	Ottawa	4-1 W
27	Dec 7	@ New Jersey	2-1 W
28	Dec 9	Dallas	3-1 W
29	Dec 11	Colorado	1-5 L
30	Dec 14	@ San Jose	4-1 W
31	Dec 16	@ Los Angeles	6-3 W
32	Dec 17	@ Anaheim	3-2 W (OT)
33	Dec 20	Chicago	2-4 L
34	Dec 21	@ Chicago	3-3 T
35	Dec 23	Edmonton	6-1 W
36	Dec 27	@ Calgary	0-4 L
37	Dec 29	@ Colorado	2-3 L
38	Dec 30	@ St. Louis	4-3 W (OT)
39	Jan 1	@ Dallas	1-0 W
40	Jan 3	Boston	4-4 T
41	Jan 5	@ Buffalo	1-3 L
42	Jan 6	Colorado	5-2 W
43	Jan 10	Los Angeles	5-4 W
44	Jan 11	@ NY Islanders	3-4 L
45	Jan 13	Vancouver	2-5 L
46	Jan 17	Wpg. Jets	2-4 L
47	Jan 24	Chicago	2-2 T
48	Jan 27	@ Ottawa	2-2 T
49	Jan 30	@ Detroit	2-4 L
50	Jan 31	St. Louis	0-4 L
51	Feb 3	Montreal	1-4 L
52	Feb 5	@ San Jose	4-6 L
53	Feb 7	@ Anaheim	2-1 W
54	Feb 8	@ Los Angeles	3-4 L
55	Feb 10	Buffalo	2-2 T
56	Feb 12	Pittsburgh	4-1 W
57	Feb 14	San Jose	4-3 W
58	Feb 16	@ Washington	3-4 L
59	Feb 18	Detroit	2-3 L
60	Feb 21	Tampa Bay	2-3 L (OT)
61	Feb 22	@ Detroit	3-5 L
62	Feb 24	Dallas	2-3 L
63	Feb 28	@ Wpg. Jets	3-4 L
64	Mar 2	@ Dallas	1-5 L
65	Mar 3	@ Colorado	0-4 L
66	Mar 6	New Jersey	2-2 T
67	Mar 8	@ Hfd. Whalers	4-7 L
68	Mar 9	Calgary	4-3 W
69	Mar 13	Wpg. Jets	3-3 T
70	Mar 15	Dallas	3-0 W
71	Mar 17	Vancouver	4-2 W
72	Mar 19	@ Detroit	5-6 L
73	Mar 20	Detroit	3-4 L (OT)
74	Mar 23	Philadelphia	0-4 L
75	Mar 25	@ Calgary	4-2 W
76	Mar 27	@ Vancouver	6-2 W
77	Mar 30	@ Edmonton	4-3 W
78	Apr 3	Chicago	2-5 L
79	Apr 4	@ St. Louis	3-1 W
80	Apr 6	St. Louis	5-1 W
81	Apr 11	@ Chicago	2-5 L
82	Apr 13	Edmonton	6-3 W



1996-97

(30-44-8 / 68 Points / 6th in Central Division)

GENERAL MANAGER: Cliff Fletcher

HEAD COACH: Mike Murphy

CAPTAIN: Doug Gilmour (Oct. - Feb. 25), None (Feb. 25 - Apr.)

PLAYER	POS	GP	G	A	PTS	+/-	PIM	PP	SH	GW	S
Mats Sundin	C	82	41	53	94	6	59	7	4	8	281
Doug Gilmour	C	61	15	45	60	-5	46	2	1	1	103
Wendel Clark	L	65	30	19	49	-2	75	6	0	6	212
Sergei Berezin	L	73	25	16	41	-3	2	7	0	2	177
Larry Murphy	D	69	7	32	39	1	20	4	0	0	137
Kirk Muller	L	66	20	17	37	-23	85	9	1	3	153
Todd Warriner	L	75	12	21	33	-3	41	2	2	0	146
Tie Domi	R	80	11	17	28	-17	275	2	0	1	98
Mike Craig	R	65	7	13	20	-20	62	1	0	0	128
Darby Hendrickson	C	64	11	6	17	-20	47	0	1	0	105
Jamie Baker	C	58	8	8	16	2	28	1	0	3	69
Steve Sullivan	R	21	5	11	16	5	23	1	0	1	45
Dave Ellett	D	56	4	10	14	-8	34	0	0	1	83
Dmitry Yushkevich	D	74	4	10	14	-24	56	1	1	1	99
Rob Zettler	D	48	2	12	14	8	51	0	0	0	31
Fredrik Modin	L	76	6	7	13	-14	24	0	0	0	85
Mathieu Schneider	D	26	5	7	12	3	20	1	0	1	63
Jamie Macoun	D	73	1	10	11	-14	93	0	0	1	64
Brandon Convery	C	39	2	8	10	-9	20	0	0	0	41
Zdenek Nedved	R	23	3	5	8	4	6	1	0	0	22
David Cooper	D	19	3	3	6	-3	16	2	0	0	23
Nick Kypreos	L	35	3	2	5	1	62	0	0	0	18
Jamie Heward	D	20	1	4	5	-6	6	0	0	0	23
Jason Smith	D	21	0	5	5	-4	16	0	0	0	26
Mike Johnson	R	13	2	2	4	-2	4	0	1	1	27
Matt Martin	D	36	0	4	4	-12	38	0	0	0	30
Craig Wolanin	D	23	0	4	4	3	13	0	0	0	31
Tom Pederson	D	15	1	2	3	0	9	1	0	0	23
Jason Podollan	R	10	0	3	3	-2	6	0	0	0	10
Felix Potvin	G	74	0	3	3	0	19	0	0	0	0
Nathan Dempsey	D	14	1	1	2	-2	2	0	0	0	11
Kelly Fairchild	C	22	0	2	2	-5	2	0	0	0	14
Marcel Cousineau	G	13	0	1	1	0	0	0	0	0	0
Ralph Intranuovo	C	3	0	1	1	-1	0	0	0	0	4
D.J. Smith	D	8	0	1	1	-5	7	0	0	0	4
Don Beaupre	G	3	0	0	0	0	0	0	0	0	0
Kelly Chase	R	2	0	0	0	0	27	0	0	0	1
John Craighead	R	5	0	0	0	0	10	0	0	0	0
Mark Kolesar	L	7	0	0	0	-3	0	0	0	0	3
Scott Pearson	L	1	0	0	0	0	2	0	0	0	0
Greg Smyth	D	2	0	0	0	0	0	0	0	0	1
Shayne Toporowski	R	3	0	0	0	0	7	0	0	0	3
Yannick Tremblay	D	5	0	0	0	-4	0	0	0	0	2
Jeff Ware	D	13	0	0	0	2	6	0	0	0	4
Brian Wiseman	C	3	0	0	0	0	0	0	0	0	1

PLAYER	POS	GP	W	L	T/O	GA	SV%	GAA	SO	PIM	MIN
Felix Potvin	G	74	27	36	7	224	.908	3.15	0	19	4271
Marcel Cousineau	G	13	3	5	1	31	.902	3.29	1	0	566
Don Beaupre	G	3	0	3	0	10	.833	5.45	0	0	110

HOME ARENA

Maple Leaf Gardens (Capacity: 15,726)

PLAYOFF RESULT

Out of Playoffs

UNIFORMS

HOME



AWAY



ALTERNATE



PATCH



Maple Leaf Gardens
65th Anniversary

GP	DATE	OPPONENT	RESULT
1	Oct 5	Anaheim	4-1 W
2	Oct 8	Edmonton	2-4 L
3	Oct 12	Tampa Bay	4-7 L
4	Oct 15	Chicago	1-3 L
5	Oct 17	@ St. Louis	1-6 L
6	Oct 19	@ Dallas	0-2 L
7	Oct 22	San Jose	4-3 W
8	Oct 24	@ Boston	2-1 W
9	Oct 26	Phoenix	5-2 W
10	Oct 29	Los Angeles	2-5 L
11	Oct 31	@ NY Islanders	5-3 W
12	Nov 2	Detroit	6-2 W
13	Nov 5	St. Louis	6-3 W
14	Nov 7	@ Ottawa	2-6 L
15	Nov 9	Edmonton	7-3 W
16	Nov 10	@ Philadelphia	1-3 L
17	Nov 13	@ Anaheim	2-3 L
18	Nov 14	@ Los Angeles	1-4 L
19	Nov 16	@ Phoenix	2-3 L
20	Nov 19	Buffalo	4-3 W
21	Nov 21	@ Buffalo	3-6 L
22	Nov 23	Montreal	3-4 L
23	Nov 26	Vancouver	3-2 W
24	Nov 27	@ Detroit	2-5 L
25	Nov 30	@ Dallas	2-5 L
26	Dec 3	St. Louis	2-0 W
27	Dec 6	@ NY Rangers	5-6 L
28	Dec 7	NY Rangers	0-4 L
29	Dec 9	@ Chicago	3-1 W
30	Dec 10	New Jersey	2-5 L
31	Dec 14	Phoenix	3-5 L
32	Dec 15	@ Detroit	1-3 L
33	Dec 17	@ San Jose	6-3 W
34	Dec 20	@ Phoenix	2-5 L
35	Dec 21	@ Colorado	6-2 W
36	Dec 23	Pittsburgh	5-6 L
37	Dec 27	@ St. Louis	3-2 W
38	Dec 28	Chicago	5-4 W
39	Dec 30	NY Islanders	2-0 W
40	Jan 3	@ Edmonton	3-4 L
41	Jan 4	@ Vancouver	3-7 L
42	Jan 7	@ Calgary	3-4 L (OT)
43	Jan 11	Colorado	2-3 L
44	Jan 13	@ Washington	3-6 L
45	Jan 15	Los Angeles	2-3 L
46	Jan 20	@ Hfd. Whalers	1-3 L
47	Jan 22	Calgary	5-3 W
48	Jan 24	@ Chicago	2-1 W (OT)
49	Jan 25	Dallas	1-5 L
50	Jan 27	Colorado	2-5 L
51	Jan 29	St. Louis	0-4 L
52	Jan 31	@ New Jersey	3-3 T
53	Feb 1	Ottawa	1-2 L
54	Feb 5	Anaheim	4-2 W
55	Feb 8	Vancouver	4-2 W
56	Feb 12	@ Anaheim	2-5 L
57	Feb 13	@ Los Angeles	4-4 T
58	Feb 15	@ Calgary	0-3 L
59	Feb 18	@ Vancouver	6-5 W
60	Feb 19	@ Edmonton	5-6 L
61	Feb 22	@ Montreal	5-1 W
62	Feb 26	Washington	1-3 L
63	Mar 1	San Jose	3-2 W
64	Mar 3	Boston	4-2 W
65	Mar 5	Detroit	4-4 T
66	Mar 8	Hfd. Whalers	1-1 T
67	Mar 10	Dallas	3-3 T
68	Mar 12	Chicago	2-3 L
69	Mar 15	@ Florida	3-3 T
70	Mar 16	@ Tampa Bay	3-1 W
71	Mar 19	Philadelphia	3-6 L
72	Mar 20	@ Pittsburgh	3-6 L
73	Mar 22	Phoenix	0-3 L
74	Mar 26	@ San Jose	2-1 W
75	Mar 27	@ Phoenix	1-1 T
76	Mar 29	@ Colorado	3-2 W
77	Apr 2	Florida	3-1 W
78	Apr 3	@ Detroit	2-2 T
79	Apr 5	Detroit	2-4 L
80	Apr 9	@ Dallas	2-3 L
81	Apr 10	@ St. Louis	1-5 L
82	Apr 12	Calgary	4-1 W



1997-98

(30-43-9 / 69 Points / 6th in Central Division)

GENERAL MANAGER: Ken Dryden**HEAD COACH:** Mike Murphy**CAPTAIN:** Mats Sundin

PLAYER	POS	GP	G	A	P	+/-	PIM	PP	SH	GW	S
Mats Sundin	C	82	33	41	74	-3	49	9	1	5	219
Mike Johnson	R	82	15	32	47	-4	24	5	0	0	143
Derek King	L	77	21	25	46	-7	43	4	0	3	166
Igor Korolev	C	78	17	22	39	-18	22	6	3	5	97
Mathieu Schneider	D	76	11	26	37	-12	44	4	1	1	181
Fredrik Modin	L	74	16	16	32	-5	32	1	0	4	137
Sergei Berezin	L	68	16	15	31	-3	10	3	0	3	167
Steve Sullivan	L	63	10	18	28	-8	40	1	0	1	112
Wendel Clark	L	47	12	7	19	-21	80	4	0	3	140
Alyn McCauley	C	60	6	10	16	-7	6	0	0	1	77
Jason Smith	D	81	3	13	16	-5	100	0	0	0	97
Tie Domi	R	80	4	10	14	-5	365	0	0	0	72
Todd Warriner	L	45	5	8	13	5	20	0	0	1	73
Darby Hendrickson	C	80	8	4	12	-20	67	0	0	0	115
Dmitry Yushkevich	D	72	0	12	12	-13	78	0	0	0	92
Sylvain Cote	D	12	3	6	9	2	6	1	0	1	20
Jeff Brown	D	19	1	8	9	2	10	1	0	0	30
Danny Markov	D	25	2	5	7	0	28	1	0	0	15
Rob Zetter	D	59	0	7	7	-8	108	0	0	0	28
Jamie Macoun	D	67	0	7	7	-17	63	0	0	0	67
Lonny Bohonos	R	6	3	3	6	1	4	0	0	0	13
Kris King	L	82	3	3	6	-13	199	0	0	2	53
Yannick Tremblay	D	38	2	4	6	-6	6	1	0	0	45
Martin Prochazka	R	29	2	4	6	-1	8	0	0	0	40
Per Gustafsson	D	22	1	4	5	-5	10	0	0	0	24
Jamie Baker	C	13	0	5	5	1	10	0	0	0	16
David Cooper	D	9	0	4	4	2	8	0	0	0	13
Mike Kennedy	C	13	0	1	1	-2	14	0	0	0	12
Kevyn Adams	C	5	0	0	0	0	7	0	0	0	3
Jeff Ware	D	2	0	0	0	1	0	0	0	0	0
Craig Wolanin	D	10	0	0	0	-9	6	0	0	0	5

PLAYER	GP	W	L	T	OT	GAA	SV%	SO	G	A	PIM	TOI
Felix Potvin	67	26	33	7	0	2.73	.906	5	0	0	8	3,864:25
Glenn Healy	21	4	10	2	0	2.98	.883	0	0	0	0	1,068:17
Marcel Cousineau	2	0	0	0	0	0.00	1.000	0	0	0	0	16:39

HOME ARENA

Maple Leaf Gardens (Capacity: 15,726)

PLAYOFF RESULT

Out of Playoffs

UNIFORMS

HOME



AWAY



*The 1998 Winter Olympics in Nagano, Japan was the first year that the modern NHL took a break to allow its players to participate. The Olympic break began on February 8 and the NHL schedule resumed on February 25.

GP	DATE	OPPONENT	RESULT
1	Oct 1	Washington	1-4 L
2	Oct 4	@ NY Islanders	0-3 L
3	Oct 7	@ Calgary	2-1 W
4	Oct 9	@ Vancouver	2-2 T
5	Oct 11	@ Edmonton	1-2 L
6	Oct 14	Detroit	2-3 L
7	Oct 15	@ Detroit	4-3 W
8	Oct 18	Dallas	4-5 L
9	Oct 22	Ottawa	2-6 L
10	Oct 25	Calgary	4-3 W
11	Oct 28	Anaheim	2-2 T
12	Nov 1	@ Montreal	1-5 L
13	Nov 4	@ San Jose	0-0 T
14	Nov 5	@ Calgary	4-3 W
15	Nov 8	Phoenix	0-3 L
16	Nov 11	Chicago	5-2 W
17	Nov 13	@ Chicago	2-1 W
18	Nov 15	Pittsburgh	0-5 L
19	Nov 17	St. Louis	2-3 L
20	Nov 19	Philadelphia	3-1 W
21	Nov 21	@ Colorado	1-3 L
22	Nov 22	@ Phoenix	0-2 L
23	Nov 25	San Jose	3-1 W
24	Nov 29	Vancouver	2-4 L
25	Dec 2	Anaheim	3-3 T
26	Dec 4	@ St. Louis	3-4 L
27	Dec 6	Los Angeles	7-2 W
28	Dec 8	Dallas	3-0 W
29	Dec 10	Colorado	2-2 T
30	Dec 13	New Jersey	0-3 L
31	Dec 15	@ Colorado	2-3 L
32	Dec 17	@ Anaheim	6-2 W
33	Dec 18	@ Los Angeles	2-5 L
34	Dec 20	@ Phoenix	3-2 W
35	Dec 23	Edmonton	5-4 W
36	Dec 26	@ Detroit	1-4 L
37	Dec 27	Detroit	1-8 L
38	Dec 31	Boston	2-2 T
39	Jan 1	@ Chicago	3-3 T
40	Jan 3	@ New Jersey	2-4 L
41	Jan 6	@ Washington	3-5 L
42	Jan 7	@ Tampa Bay	5-2 W
43	Jan 10	Chicago	3-4 L
44	Jan 12	@ NY Rangers	2-3 L
45	Jan 14	Buffalo	1-4 L
46	Jan 21	@ Detroit	3-0 W
47	Jan 22	@ Chicago	3-0 W
48	Jan 24	Tampa Bay	5-2 W
49	Jan 26	@ Dallas	1-5 L
50	Jan 29	@ St. Louis	0-2 L
51	Jan 31	Phoenix	2-5 L
52	Feb 2	Dallas	1-5 L
53	Feb 4	St. Louis	3-2 W
54	Feb 5	@ Ottawa	2-3 L
55	Feb 7	Florida	3-2 W
56	Feb 25	@ Buffalo	2-2 T*
57	Feb 26	NY Rangers	2-5 L
58	Feb 28	Montreal	4-0 W
59	Mar 2	@ Pittsburgh	1-3 L
60	Mar 4	Colorado	3-5 L
61	Mar 7	Edmonton	4-1 W
62	Mar 9	@ San Jose	2-3 L
63	Mar 11	@ Anaheim	3-1 W
64	Mar 12	@ Los Angeles	2-1 W
65	Mar 14	Calgary	2-1 W
66	Mar 16	@ Philadelphia	1-4 L
67	Mar 18	Detroit	2-5 L
68	Mar 19	@ Boston	0-4 L
69	Mar 21	Vancouver	1-1 T
70	Mar 24	@ Phoenix	2-4 L
71	Mar 26	@ Dallas	1-0 W
72	Mar 28	NY Islanders	4-3 W (OT)
73	Mar 30	Los Angeles	2-3 L
74	Apr 1	St. Louis	4-6 L
75	Apr 4	San Jose	3-5 L
76	Apr 6	@ Dallas	2-4 L
77	Apr 7	@ Florida	3-1 W
78	Apr 9	@ Carolina	2-5 L
79	Apr 11	Carolina	5-1 W
80	Apr 15	Chicago	3-2 W
81	Apr 18	@ Edmonton	3-4 L
82	Apr 19	@ Vancouver	2-1 W



1998-99

(45-30-7 / 97 Points / 2nd in Northeast Division)

GENERAL MANAGER: Ken Dryden

HEAD COACH: Pat Quinn

CAPTAIN: Mats Sundin

PLAYER	POS	GP	G	A	P	+/-	PIM	PP	SH	GW	S
Mats Sundin	C	82	31	52	83	22	58	4	0	6	209
Steve Thomas	R	78	28	45	73	26	33	11	0	7	209
Sergei Berezin	L	76	37	22	59	16	12	9	1	4	263
Derek King	L	81	24	28	52	15	20	8	0	4	150
Igor Korolev	C	66	13	34	47	11	46	1	0	2	99
Mike Johnson	R	79	20	24	44	13	35	5	3	2	149
Steve Sullivan	L	63	20	20	40	12	28	4	0	5	110
Fredrik Modin	L	67	16	15	31	14	35	1	0	3	108
Garry Valk	L	77	8	21	29	8	53	1	0	0	93
Sylvain Cote	D	79	5	24	29	22	28	0	0	1	119
Dmitry Yushkevich	D	78	6	22	28	25	88	2	1	0	95
Alexander Karpovtsev	D	56	2	25	27	38	52	1	0	1	61
Alyn McCauley	C	39	9	15	24	7	2	1	0	1	76
Tie Domi	R	72	8	14	22	5	198	0	0	1	65
Tomas Kaberle	D	57	4	18	22	3	12	0	0	2	71
Todd Warriner	L	53	9	10	19	-6	28	1	0	1	96
Bryan Berard	D	38	5	14	19	7	22	2	0	2	63
Yanic Perreault	C	12	7	8	15	10	12	2	1	2	28
Jason Smith	D	60	2	11	13	-9	40	0	0	0	53
Danny Markov	D	57	4	8	12	5	47	0	0	0	34
Yannick Tremblay	D	35	2	7	9	0	16	0	0	0	37
Darby Hendrickson	C	35	2	3	5	-4	30	0	0	0	34
Kris King	L	67	2	2	4	-16	105	0	1	1	34
Ladislav Kohn	R	16	1	3	4	1	4	0	0	0	23
Lonny Bohonos	R	7	3	0	3	3	4	0	0	0	13
Chris McAllister	L	20	0	2	2	4	39	0	0	0	12
Dallas Eakins	D	18	0	2	2	3	24	0	0	0	11
Kevin Dahl	D	3	0	0	0	0	2	0	0	0	0
Kevyn Adams	C	1	0	0	0	0	0	0	0	0	1
Jason Podollan	C	4	0	0	0	0	0	0	0	0	2

PLAYER	GP	W	L	T	OT	GAA	SV%	SO	G	A	PIM	TOI
Curtis Joseph	67	35	24	7	0	2.56	.910	3	0	5	6	4,001:08
Glenn Healy	9	6	3	0	1	2.97	.895	0	0	0	0	546:12
Felix Potvin	5	3	2	0	0	3.82	.866	0	0	0	0	298:31
Jeff Reese	2	1	1	0	0	4.51	.843	0	0	0	0	106:27

HOME ARENA

Maple Leaf Gardens (Capacity: 15,726) (Oct. - Feb. 13)

Air Canada Centre (Capacity: 18,819) (Feb. 20 - Apr)

PLAYOFF RESULT

Lost Conference Final

UNIFORMS

HOME

AWAY

ALTERNATE



PATCH



Maple Leaf Gardens -
Memories & Dreams

*Last game at Maple Leaf Gardens.

**First game at Air Canada Centre.

GP	DATE	OPPONENT	RESULT
1	Oct 10	Detroit	2-1 W
2	Oct 13	@ Edmonton	3-2 W
3	Oct 16	@ Calgary	7-3 W
4	Oct 17	@ Vancouver	1-4 L
5	Oct 19	Nashville	2-2 T
6	Oct 23	@ Detroit	5-3 W
7	Oct 24	@ Pittsburgh	6-4 W
8	Oct 26	Pittsburgh	0-2 L
9	Oct 30	@ Buffalo	1-4 L
10	Oct 31	Buffalo	3-6 L
11	Nov 4	Colorado	3-0 W
12	Nov 5	@ Boston	1-4 L
13	Nov 7	NY Rangers	6-6 T
14	Nov 9	NY Islanders	1-3 L
15	Nov 11	Edmonton	3-2 W
16	Nov 12	@ Chicago	10-3 W
17	Nov 14	Ottawa	2-1 W
18	Nov 18	@ Washington	1-4 L
19	Nov 20	@ Buffalo	1-4 L
20	Nov 21	Buffalo	2-1 W
21	Nov 23	Calgary	3-2 W
22	Nov 25	Vancouver	5-1 W
23	Nov 27	@ Philadelphia	3-4 L
24	Nov 28	Ottawa	3-2 W (OT)
25	Dec 2	Los Angeles	3-1 W
26	Dec 5	@ Montreal	4-3 W (OT)
27	Dec 7	@ NY Rangers	2-6 L
28	Dec 11	@ Chicago	3-2 W
29	Dec 12	Philadelphia	0-3 L
30	Dec 16	Phoenix	5-2 W
31	Dec 19	NY Rangers	7-4 W
32	Dec 21	Pittsburgh	7-1 W
33	Dec 23	Dallas	1-5 L
34	Dec 26	Montreal	1-2 L
35	Dec 30	Anaheim	4-1 W
36	Dec 31	@ Detroit	4-2 W
37	Jan 2	Washington	2-5 L
38	Jan 4	Tampa Bay	5-4 W (OT)
39	Jan 7	@ Boston	1-2 L
40	Jan 9	Boston	6-3 W
41	Jan 12	@ Tampa Bay	4-3 W
42	Jan 13	@ Florida	3-3 T
43	Jan 16	@ Philadelphia	4-3 W
44	Jan 18	@ Carolina	2-4 L
45	Jan 20	@ Dallas	6-4 W
46	Jan 21	@ St. Louis	4-2 W
47	Jan 28	@ Pittsburgh	0-6 L
48	Jan 30	Washington	5-3 W
49	Feb 2	@ Tampa Bay	3-0 W
50	Feb 3	@ Florida	2-5 L
51	Feb 6	@ New Jersey	3-2 W
52	Feb 10	Carolina	5-6 L
53	Feb 13	Chicago	2-6 L*
54	Feb 15	@ New Jersey	3-3 T
55	Feb 17	@ Buffalo	3-2 W (OT)
56	Feb 20	Montreal	3-2 W (OT)**
57	Feb 22	@ Washington	3-4 L
58	Feb 24	Carolina	2-2 T
59	Feb 25	@ NY Islanders	4-1 W
60	Feb 27	Florida	4-1 W
61	Mar 3	New Jersey	2-5 L
62	Mar 4	@ St. Louis	4-0 W
63	Mar 6	@ Ottawa	1-3 L
64	Mar 8	@ NY Rangers	2-3 L (OT)
65	Mar 9	Tampa Bay	6-1 W
66	Mar 11	@ NY Islanders	2-1 W
67	Mar 13	@ Montreal	1-2 L
68	Mar 17	Boston	1-4 L
69	Mar 20	New Jersey	3-1 W
70	Mar 22	Philadelphia	1-3 L
71	Mar 24	San Jose	5-8 L
72	Mar 26	@ Carolina	7-2 W
73	Mar 27	Boston	2-2 T
74	Mar 31	@ Vancouver	6-5 W
75	Apr 1	@ Edmonton	5-1 W
76	Apr 3	@ Calgary	5-1 W
77	Apr 5	St. Louis	2-2 T
78	Apr 7	Ottawa	4-2 W
79	Apr 8	@ Ottawa	1-3 L
80	Apr 10	Florida	9-1 W
81	Apr 14	NY Islanders	3-2 W (OT)
82	Apr 17	@ Montreal	2-3 L



1999-00

(45-27-7-3 / 100 Points / 1st in Northeast Division)

GENERAL MANAGER: Pat Quinn

HEAD COACH: Pat Quinn

CAPTAIN: Mats Sundin

PLAYER	POS	GP	G	A	P	+/-	PIM	PP	SH	GW	S
Mats Sundin	C	73	32	41	73	16	46	10	2	7	184
Steve Thomas	R	81	26	37	63	1	68	9	0	9	151
Jonas Hoglund	R	82	29	27	56	-2	10	9	1	3	215
Igor Korolev	C	80	20	26	46	12	22	5	3	4	101
Yanic Perreault	C	58	18	27	45	3	22	5	0	4	114
Tomas Kaberle	D	82	7	33	40	3	24	2	0	0	82
Sergei Berezin	L	61	26	13	39	8	2	5	0	4	241
Nik Antropov	C	66	12	18	30	14	41	0	0	2	89
Dmitri Khristich	R	53	12	18	30	8	24	3	0	0	79
Bryan Berard	D	64	3	27	30	11	42	1	0	0	98
Dmitry Yushkevich	D	77	3	24	27	2	55	2	1	1	103
Mike Johnson	R	52	11	14	25	8	23	2	1	3	89
Garry Valk	L	73	10	14	24	-2	44	0	1	1	91
Darcy Tucker	R	27	7	10	17	3	55	0	2	3	40
Alexander Karpovtsev	D	69	3	14	17	9	54	3	0	0	51
Cory Cross	D	71	4	11	15	13	64	0	0	1	60
Tie Domi	R	70	5	9	14	-5	198	0	0	2	64
Kevyn Adams	C	52	5	8	13	-7	39	0	0	0	70
Alyn McCauley	C	45	5	5	10	-6	10	1	0	0	41
Danny Markov	D	59	0	10	10	13	28	0	0	0	38
Kris King	L	39	2	4	6	4	55	0	0	0	24
Todd Warriner	L	18	3	1	4	6	2	0	0	0	33
Wendel Clark	L	20	2	2	4	-3	21	0	0	1	36
Gerald Diduck	D	26	0	3	3	2	33	0	0	0	18
Chris McAllister	L	36	0	3	3	-4	68	0	0	0	12
Nathan Dempsey	D	6	0	2	2	2	2	0	0	0	3
Adam Mair	C	8	1	0	1	-1	6	0	0	0	7
Steve Sullivan	L	7	0	1	1	-1	4	0	0	0	11
Sylvain Cote	D	3	0	1	1	1	0	0	0	0	3
Greg Andrusak	D	9	0	1	1	1	4	0	0	0	5
D.J. Smith	D	3	0	0	0	-1	5	0	0	0	2
Dmitriy Yakushin	D	2	0	0	0	0	2	0	0	0	1
Derek King	L	3	0	0	0	-2	2	0	0	0	4

PLAYER	GP	W	L	T	OT	GAA	SV%	SO	G	A	PIM	TOI
Curtis Joseph	63	36	20	7	2	2.49	.915	4	0	1	14	3,801:05
Glenn Healy	20	9	10	0	1	3.04	.888	2	0	1	2	1,163:30

HOME ARENA

Air Canada Centre (Capacity: 18,819)

PLAYOFF RESULT

Lost Conference Semi-Final

UNIFORMS

HOME




AWAY



PATCHES



2000 All-star Game



2000 NHL

*From 1999-00 to 2003-04, each team was awarded a point in games that were tied after regulation. Five minutes of four-on-four sudden-death overtime was then played and if a goal was scored, the winning team would receive an extra point.

GP	DATE	OPPONENT	RESULT
1	Oct 2	@ Montreal	4-1 W
2	Oct 4	Boston	4-0 W
3	Oct 6	Colorado	2-1 W
4	Oct 9	@ Ottawa	3-4 L
5	Oct 11	Nashville	2-4 L
6	Oct 13	Florida	3-2 W
7	Oct 15	@ Chicago	2-1 W
8	Oct 16	@ St. Louis	2-4 L
9	Oct 20	Carolina	3-3 T*
10	Oct 23	Montreal	3-2 W
11	Oct 25	Dallas	4-0 W
12	Oct 27	Atl. Thrashers	4-0 W
13	Oct 30	Calgary	2-1 W
14	Nov 3	@ Carolina	6-0 W
15	Nov 5	@ Washington	3-5 L
16	Nov 6	@ New Jersey	3-3 T
17	Nov 9	Anaheim	0-2 L
18	Nov 11	@ Boston	3-4 L (OT)
19	Nov 13	Detroit	1-1 T
20	Nov 15	San Jose	4-2 W
21	Nov 17	St. Louis	2-3 L
22	Nov 20	NY Rangers	4-3 W (OT)
23	Nov 23	@ Pittsburgh	1-3 L
24	Nov 26	@ Philadelphia	2-3 L (OT)
25	Nov 27	Edmonton	5-2 W
26	Nov 29	Washington	3-1 W
27	Dec 2	@ Carolina	2-2 T
28	Dec 4	Pittsburgh	3-2 W (OT)
29	Dec 6	Buffalo	3-2 W (OT)
30	Dec 9	@ Philadelphia	2-4 L
31	Dec 11	Philadelphia	6-4 W
32	Dec 13	Ottawa	1-3 L
33	Dec 15	NY Islanders	5-1 W
34	Dec 18	Montreal	2-1 W
35	Dec 20	@ Florida	6-4 W
36	Dec 21	@ Tampa Bay	4-2 W
37	Dec 23	New Jersey	4-1 W
38	Dec 29	@ NY Islanders	2-1 W
39	Jan 1	@ Buffalo	1-8 L
40	Jan 3	Buffalo	6-2 W
41	Jan 5	@ NY Rangers	2-3 L (OT)
42	Jan 7	@ Pittsburgh	2-5 L
43	Jan 8	NY Rangers	3-5 L
44	Jan 11	@ Boston	3-2 W
45	Jan 14	@ Edmonton	3-2 W (OT)
46	Jan 15	@ Calgary	0-4 L
47	Jan 17	@ Vancouver	5-4 W (OT)
48	Jan 22	Washington	5-5 T
49	Jan 24	Ottawa	3-3 T
50	Jan 26	@ Detroit	2-4 L
51	Jan 27	@ NY Rangers	4-3 W
52	Jan 29	Los Angeles	3-2 W
53	Feb 1	@ Tampa Bay	5-3 W
54	Feb 3	@ Boston	2-4 L
55	Feb 9	Philadelphia	2-4 L
56	Feb 12	Vancouver	1-4 L
57	Feb 14	Carolina	2-5 L
58	Feb 16	Boston	3-3 T
59	Feb 19	@ Montreal	1-2 L
60	Feb 23	Phoenix	5-3 W
61	Feb 25	@ New Jersey	3-1 W
62	Feb 26	Buffalo	5-2 W
63	Feb 29	@ Atl. Thrashers	4-0 W
64	Mar 1	@ Florida	1-3 L
65	Mar 4	Montreal	4-3 W
66	Mar 6	@ Vancouver	6-5 W (OT)
67	Mar 7	@ Edmonton	2-0 W
68	Mar 9	@ Calgary	6-2 W
69	Mar 11	@ Ottawa	4-2 W
70	Mar 15	Chicago	2-5 L
71	Mar 16	@ Detroit	4-3 W (OT)
72	Mar 18	Atl. Thrashers	1-4 L
73	Mar 22	NY Islanders	2-5 L
74	Mar 23	@ Ottawa	2-3 L
75	Mar 25	New Jersey	5-3 W
76	Mar 29	@ St. Louis	3-2 W
77	Mar 30	@ Chicago	0-4 L
78	Apr 1	@ Washington	4-3 W
79	Apr 3	@ Buffalo	2-3 L
80	Apr 5	Pittsburgh	2-4 L
81	Apr 7	@ NY Islanders	2-1 W
82	Apr 8	Tampa Bay	4-2 W



2000-01

(37-29-11-5 / 90 Points / 3rd in Northeast Division)

GENERAL MANAGER: Pat Quinn

HEAD COACH: Pat Quinn

CAPTAIN: Mats Sundin

PLAYER	POS	GP	G	A	P	+/-	PIM	PP	SH	GW	S
Mats Sundin	C	82	28	46	74	15	76	9	0	6	226
Gary Roberts	L	82	29	24	53	16	109	8	2	3	138
Yanic Perreault	C	76	24	28	52	0	52	5	0	2	134
Sergei Berezin	L	79	22	28	50	2	8	10	0	3	256
Jonas Hoglund	R	82	23	26	49	1	14	5	0	5	196
Tomas Kaberle	D	82	6	39	45	10	24	0	0	1	96
Darcy Tucker	R	82	16	21	37	6	141	2	0	4	122
Steve Thomas	R	57	8	26	34	0	46	1	0	1	140
Igor Korolev	C	73	10	19	29	3	28	2	0	0	78
Bryan McCabe	D	82	5	24	29	16	123	3	0	2	159
Garry Valk	L	74	8	18	26	4	46	1	0	2	87
Shayne Corson	L	77	8	18	26	1	189	0	0	2	102
Dmitry Yushkevich	D	81	5	19	24	-2	52	1	0	0	110
Tie Domi	R	82	13	7	20	2	214	1	0	1	60
Nik Antropov	C	52	6	11	17	5	30	0	0	1	71
Danny Markov	D	59	3	13	16	6	34	1	0	2	49
Dave Manson	D	74	4	7	11	13	93	0	0	0	70
Nathan Dempsey	D	25	1	9	10	13	4	1	0	0	31
Dmitri Khristich	R	27	3	6	9	8	8	2	0	0	23
Cory Cross	D	41	3	5	8	7	50	1	0	1	34
Alexei Ponikarovsky	L	22	1	3	4	-1	14	0	0	0	21
Aki Berg	D	12	3	0	3	-6	2	3	0	1	12
Petr Svoboda	D	18	1	2	3	-5	10	1	0	0	17
Wade Belak	R	16	1	1	2	-4	31	0	0	0	8
Adam Mair	C	16	0	2	2	3	14	0	0	0	17
Alyn McCauley	C	14	1	0	1	0	0	0	0	0	13
Don MacLean	C	3	0	1	1	-2	2	0	0	0	2
David Cooper	D	2	0	0	0	-1	0	0	0	0	3
Jeff Farkas	C	2	0	0	0	-1	2	0	0	0	1

PLAYER	GP	W	L	T	OT	GAA	SV%	SO	G	A	PIM	TOI
Curtis Joseph	68	33	27	8	5	2.39	.915	6	0	1	8	4,100:04
Glenn Healy	15	4	7	3	0	2.62	.885	0	0	0	0	870:55

HOME ARENA

Air Canada Centre (Capacity: 18,819)

PLAYOFF RESULT

Lost Conference Semi-Final

UNIFORMS

HOME



AWAY



ALTERNATE



GP	DATE	OPPONENT	RESULT
1	Oct 7	Montreal	2-0 W
2	Oct 9	Dallas	1-3 L
3	Oct 11	NY Islanders	3-2 W
4	Oct 14	Ottawa	0-4 L
5	Oct 16	@ Vancouver	2-5 L
6	Oct 19	@ Edmonton	4-1 W
7	Oct 21	@ Calgary	2-1 W
8	Oct 25	Minnesota	6-1 W
9	Oct 27	@ Buffalo	1-2 L
10	Oct 28	@ Boston	2-1 W (OT)
11	Oct 31	@ Ottawa	3-4 L
12	Nov 2	New Jersey	5-3 W
13	Nov 4	@ St. Louis	0-0 T
14	Nov 5	Boston	7-1 W
15	Nov 8	Carolina	5-0 W
16	Nov 10	@ Carolina	1-3 L
17	Nov 11	Chicago	3-3 T
18	Nov 15	Philadelphia	1-2 L (OT)
19	Nov 17	Tampa Bay	2-2 T
20	Nov 18	@ Montreal	6-1 W
21	Nov 21	@ NY Rangers	3-1 W
22	Nov 22	Edmonton	4-3 W
23	Nov 25	Ottawa	2-4 L
24	Nov 29	St. Louis	5-6 L (OT)
25	Nov 30	@ NY Islanders	6-4 W
26	Dec 2	NY Rangers	8-2 W
27	Dec 4	Florida	4-4 T
28	Dec 6	@ Detroit	3-0 W
29	Dec 9	Pittsburgh	5-1 W
30	Dec 13	@ Pittsburgh	7-4 W
31	Dec 15	@ NY Islanders	2-3 L
32	Dec 16	Calgary	5-6 L (OT)
33	Dec 20	Nashville	1-3 L
34	Dec 21	@ Boston	0-4 L
35	Dec 23	@ Montreal	5-2 W
36	Dec 26	@ Atl. Thrashers	3-5 L
37	Dec 27	@ Pittsburgh	0-5 L
38	Dec 30	@ Florida	4-1 W
39	Dec 31	@ Tampa Bay	3-2 W
40	Jan 3	Buffalo	1-1 T
41	Jan 5	@ Buffalo	3-3 T
42	Jan 6	Washington	2-3 L
43	Jan 10	Tampa Bay	1-3 L
44	Jan 12	Phoenix	3-2 W
45	Jan 13	@ New Jersey	4-4 T
46	Jan 17	Los Angeles	1-2 L
47	Jan 18	@ NY Rangers	1-2 L (OT)
48	Jan 20	Buffalo	2-0 W
49	Jan 24	Boston	1-2 L
50	Jan 25	@ Atl. Thrashers	2-1 W (OT)
51	Jan 27	NY Rangers	3-1 W
52	Jan 29	@ St. Louis	1-2 L
53	Jan 31	@ Carolina	4-3 W
54	Feb 1	@ Washington	4-5 L
55	Feb 7	Atl. Thrashers	7-1 W
56	Feb 8	@ Detroit	1-2 L
57	Feb 10	Detroit	3-3 T
58	Feb 14	Columbus	2-2 T
59	Feb 15	@ Philadelphia	2-5 L
60	Feb 17	Colorado	5-5 T
61	Feb 19	New Jersey	0-2 L
62	Feb 22	Vancouver	4-1 W
63	Feb 24	Montreal	5-1 W
64	Feb 25	@ Chicago	4-6 L
65	Feb 28	San Jose	2-1 W
66	Mar 1	@ Washington	3-2 W (OT)
67	Mar 3	Ottawa	2-3 L (OT)
68	Mar 6	@ Calgary	3-1 W
69	Mar 7	@ Edmonton	0-4 L
70	Mar 10	@ Vancouver	3-3 T
71	Mar 14	Anaheim	3-2 W
72	Mar 15	@ Tampa Bay	2-3 L
73	Mar 17	@ Florida	5-3 W
74	Mar 20	@ Buffalo	0-3 L
75	Mar 21	Florida	1-3 L
76	Mar 24	Philadelphia	5-3 W
77	Mar 28	Boston	0-3 L
78	Mar 29	@ Philadelphia	2-1 W
79	Mar 31	@ Montreal	1-4 L
80	Apr 4	NY Islanders	4-2 W
81	Apr 6	@ Chicago	1-0 W
82	Apr 7	@ Ottawa	3-5 L



2001-02

(43-25-10-4 / 100 Points / 2nd in Northeast Division)

GENERAL MANAGER: Pat Quinn

HEAD COACH: Pat Quinn

CAPTAIN: Mats Sundin

PLAYER	POS	GP	G	A	P	+/-	PIM	PP	SH	GW	S
Mats Sundin	C	82	41	39	80	6	94	10	2	9	262
Darcy Tucker	R	77	24	35	59	24	92	7	0	5	124
Alexander Mogilny	R	66	24	33	57	1	8	5	0	4	188
Mikael Renberg	R	71	14	38	52	11	36	4	0	3	130
Robert Reichel	C	78	20	31	51	7	26	1	0	3	152
Gary Roberts	L	69	21	27	48	-4	63	6	2	2	122
Jonas Hoglund	R	82	13	34	47	11	26	1	1	4	199
Bryan McCabe	D	82	17	26	43	16	129	8	0	1	157
Tomas Kaberle	D	69	10	29	39	5	2	5	0	3	85
Travis Green	C	82	11	23	34	13	61	3	0	2	119
Shayne Corson	L	74	12	21	33	11	120	0	1	1	111
Tie Domi	R	74	9	10	19	3	157	0	0	2	93
Dmitry Yushkevich	D	55	6	13	19	14	26	3	0	0	79
Alyn McCauley	C	82	6	10	16	10	18	0	1	1	95
Garry Valk	L	63	5	10	15	2	28	0	0	0	80
Jyrki Lumme	D	51	4	8	12	13	18	1	2	1	61
Cory Cross	D	50	3	9	12	11	54	0	0	1	39
Aki Berg	D	81	1	10	11	14	46	0	0	0	66
Paul Healey	R	21	3	7	10	7	2	0	0	0	29
Wade Belak	R	63	1	3	4	2	142	0	0	0	47
Karel Pilar	D	23	1	3	4	3	8	0	0	0	32
Alexei Ponikarovsky	L	8	2	0	2	2	0	0	0	1	8
Nik Antropov	C	11	1	1	2	-1	4	0	0	0	12
Anders Eriksson	D	34	0	2	2	-1	12	0	0	0	31
Jeff Farkas	C	6	0	2	2	1	4	0	0	0	3
Dave Manson	D	13	0	1	1	3	10	0	0	0	12
Bob Wren	L	1	0	0	0	1	0	0	0	0	0
Marc Moro	D	2	0	0	0	0	2	0	0	0	0
Nathan Dempsey	D	3	0	0	0	1	0	0	0	0	3

PLAYER	GP	W	L	T	OT	GAA	SV%	SO	G	A	PIM	TOI
Curtis Joseph	51	29	17	5	2	2.23	.906	4	0	1	10	3,064:55
Corey Schwab	30	12	10	5	2	2.73	.894	1	0	0	2	1,645:51
Tom Barrasso	4	2	2	0	0	2.74	.909	0	0	0	0	218:57
Sebastien Centomo	1	0	0	0	0	4.50	.750	0	0	0	0	40:00

HOME ARENA

Air Canada Centre (Capacity: 18,819)

PLAYOFF RESULT

Lost Conference Final

UNIFORMS

HOME



AWAY



ALTERNATE 1



ALTERNATE 2



*The 2002 Winter Olympics in Salt Lake City, USA marked the second year of modern NHL participation. The Olympic break began on February 14 and the NHL schedule resumed on February 26.

GP	DATE	OPPONENT	RESULT
1	Oct 3	Ottawa	4-5 L
2	Oct 6	@ Montreal	2-2 T
3	Oct 8	Anaheim	6-1 W
4	Oct 11	@ Carolina	3-2 W
5	Oct 13	St. Louis	2-5 L
6	Oct 16	@ Edmonton	4-1 W
7	Oct 18	@ Vancouver	6-5 W
8	Oct 20	@ Calgary	1-4 L
9	Oct 23	Boston	2-0 W
10	Oct 25	@ Boston	1-2 L (OT)
11	Oct 27	Pittsburgh	4-0 W
12	Oct 30	Tampa Bay	3-2 W
13	Nov 1	@ Pittsburgh	1-3 L
14	Nov 3	Colorado	4-1 W
15	Nov 6	Washington	4-2 W
16	Nov 9	@ New Jersey	2-3 L (OT)
17	Nov 10	New Jersey	1-1 T
18	Nov 14	@ Florida	3-2 W
19	Nov 15	@ Tampa Bay	3-2 W
20	Nov 17	@ Ottawa	1-2 L (OT)
21	Nov 19	Florida	5-1 W
22	Nov 21	@ Buffalo	2-4 L
23	Nov 23	@ NY Islanders	1-3 L
24	Nov 24	Boston	2-0 W
25	Nov 27	Carolina	2-5 L
26	Nov 30	@ Chicago	2-1 W
27	Dec 1	Chicago	4-1 W
28	Dec 4	Pittsburgh	0-1 L
29	Dec 6	@ NY Rangers	6-3 W
30	Dec 8	NY Rangers	4-3 W
31	Dec 11	Phoenix	6-3 W
32	Dec 13	@ St. Louis	4-3 W (OT)
33	Dec 15	Montreal	6-4 W
34	Dec 18	Los Angeles	1-3 L
35	Dec 21	@ Buffalo	3-3 T
36	Dec 22	Buffalo	3-2 W
37	Dec 26	@ Carolina	3-4 L
38	Dec 28	@ Atl. Thrashers	4-5 L
39	Dec 29	@ Florida	2-4 L
40	Dec 31	@ Tampa Bay	4-1 W
41	Jan 3	@ Boston	2-1 W
42	Jan 5	Ottawa	3-1 W
43	Jan 7	@ Ottawa	3-4 L
44	Jan 8	Nashville	4-3 W
45	Jan 11	@ Washington	3-3 T
46	Jan 12	Montreal	1-1 T
47	Jan 15	Atl. Thrashers	2-3 L
48	Jan 17	@ Nashville	2-3 L (OT)
49	Jan 19	Philadelphia	0-3 L
50	Jan 22	@ Calgary	6-1 W
51	Jan 25	@ Vancouver	1-6 L
52	Jan 26	@ Edmonton	1-4 L
53	Jan 29	San Jose	4-3 W
54	Jan 30	@ Atl. Thrashers	6-0 W
55	Feb 5	Minnesota	3-1 W
56	Feb 7	@ NY Islanders	1-4 L
57	Feb 9	Montreal	4-1 W
58	Feb 11	Atl. Thrashers	5-4 W
59	Feb 26	Carolina	4-1 W*
60	Mar 1	@ New Jersey	2-4 L
61	Mar 2	Buffalo	3-3 T
62	Mar 4	@ Washington	3-2 W
63	Mar 6	@ Detroit	2-6 L
64	Mar 9	@ Montreal	1-1 T
65	Mar 10	@ Philadelphia	3-1 W
66	Mar 12	Philadelphia	1-1 T
67	Mar 14	@ Boston	2-1 W
68	Mar 16	Dallas	5-5 T
69	Mar 19	NY Islanders	3-2 W (OT)
70	Mar 21	Washington	3-4 L
71	Mar 23	Buffalo	2-0 W
72	Mar 25	@ Philadelphia	1-4 L
73	Mar 26	Tampa Bay	7-2 W
74	Mar 28	NY Islanders	4-5 L
75	Mar 30	New Jersey	1-3 L
76	Apr 1	@ Detroit	5-4 W (OT)
77	Apr 4	NY Rangers	2-4 L
78	Apr 6	Florida	2-2 T
79	Apr 8	Columbus	4-1 W
80	Apr 10	@ NY Rangers	7-2 W
81	Apr 12	@ Pittsburgh	5-2 W
82	Apr 13	@ Ottawa	5-2 W



2002-03

(44-28-7-3 / 98 Points / 2nd in Northeast Division)

GENERAL MANAGER: Pat Quinn

HEAD COACH: Pat Quinn

CAPTAIN: Mats Sundin

PLAYER	POS	GP	G	A	P	+/-	PIM	PP	SH	GW	S
Alexander Mogilny	R	73	33	46	79	4	12	5	3	9	165
Mats Sundin	C	75	37	35	72	1	58	16	3	8	223
Tomas Kaberle	D	82	11	36	47	20	30	4	1	2	119
Nik Antropov	C	72	16	29	45	11	124	2	1	6	102
Robert Svehla	D	82	7	38	45	13	46	2	0	1	110
Robert Reichel	C	81	12	30	42	7	26	1	1	1	111
Darcy Tucker	R	77	10	26	36	-7	119	4	1	2	108
Mikael Renberg	R	67	14	21	35	5	36	7	0	1	137
Jonas Hoglund	R	79	13	19	32	2	12	2	0	3	157
Tie Domi	R	79	15	14	29	-1	171	4	0	0	91
Travis Green	C	75	12	12	24	2	67	2	1	3	86
Bryan McCabe	D	75	6	18	24	9	135	3	0	1	149
Jyrki Lumme	D	73	6	11	17	10	46	1	0	3	72
Tom Fitzgerald	R	66	4	13	17	10	57	0	0	0	89
Shayne Corson	L	46	7	8	15	-5	49	0	0	0	69
Alyn McCauley	C	64	6	9	15	3	16	0	0	0	79
Owen Nolan	R	14	7	5	12	2	16	5	0	1	29
Aki Berg	D	78	4	7	11	3	28	0	0	2	49
Paul Healey	R	44	3	7	10	8	16	1	0	0	43
Wade Belak	R	55	3	6	9	-2	196	0	0	0	33
Gary Roberts	L	14	5	3	8	-2	10	3	0	0	22
Karel Pilar	D	17	3	4	7	-7	12	1	0	1	22
Glen Wesley	D	7	0	3	3	3	4	0	0	0	5
Alexei Ponikarovsky	L	13	0	3	3	4	11	0	0	0	13
Richard Jackman	D	42	0	2	2	-10	41	0	0	0	35
Harold Druken	C	5	0	2	2	1	2	0	0	0	8
Josh Holden	C	5	1	0	1	-2	2	0	0	0	6
Matt Stajan	C	1	1	0	1	1	0	0	0	0	1
Carlo Colaiacovo	D	2	0	1	1	0	0	0	0	0	1
Aaron Gavey	C	5	0	1	1	1	0	0	0	0	8
Phil Housley	D	1	0	0	0	-1	2	0	0	0	3
Doug Gilmour	C	1	0	0	0	0	0	0	0	0	0
Anders Eriksson	D	4	0	0	0	1	0	0	0	0	7

PLAYER	GP	W	L	T	OT	GAA	SV%	SO	G	A	PIM	TOI
Ed Belfour	62	37	20	5	1	2.26	.922	7	0	2	24	3,737:54
Trevor Kidd	19	6	10	2	2	3.10	.896	0	0	0	0	1,143:02
Mikael Tellqvist	3	1	1	0	0	2.79	.895	0	0	0	0	85:53

HOME ARENA

Air Canada Centre (Capacity: 18,819)

PLAYOFF RESULT

Lost Conference Quarter-Final

UNIFORMS

HOME



AWAY



ALTERNATE



GP	DATE	OPPONENT	RESULT
1	Oct 10	@ Pittsburgh	6-0 W
2	Oct 12	Ottawa	1-2 L
3	Oct 14	Pittsburgh	4-5 L
4	Oct 15	@ NY Rangers	4-5 L
5	Oct 17	Phoenix	5-3 W
6	Oct 19	@ Montreal	2-2 T
7	Oct 21	Boston	1-4 L
8	Oct 23	Florida	1-4 L
9	Oct 26	NY Rangers	3-4 L
10	Oct 28	Anaheim	5-2 W
11	Oct 31	Atl. Thrashers	3-3 T
12	Nov 2	Montreal	2-5 L
13	Nov 5	Tampa Bay	4-3 W
14	Nov 8	@ Dallas	1-2 L
15	Nov 9	@ St. Louis	3-6 L
16	Nov 12	Los Angeles	4-3 W (OT)
17	Nov 15	@ Buffalo	3-2 W
18	Nov 16	Detroit	1-2 L
19	Nov 19	Boston	2-0 W
20	Nov 23	Philadelphia	6-0 W
21	Nov 25	@ Ottawa	0-2 L
22	Nov 26	Washington	5-4 W
23	Nov 29	@ Philadelphia	3-0 W
24	Nov 30	Buffalo	3-1 W
25	Dec 3	Tampa Bay	4-3 W (OT)
26	Dec 6	@ NY Islanders	2-4 L
27	Dec 7	New Jersey	1-0 W
28	Dec 10	Pittsburgh	4-2 W
29	Dec 12	@ Philadelphia	1-2 L
30	Dec 14	NY Rangers	4-1 W
31	Dec 16	@ Atl. Thrashers	0-1 L
32	Dec 18	@ Florida	2-2 T
33	Dec 19	@ Tampa Bay	2-1 W
34	Dec 21	San Jose	3-3 T
35	Dec 23	Atl. Thrashers	5-1 W
36	Dec 27	@ Calgary	4-3 W
37	Dec 28	@ Edmonton	2-3 L (OT)
38	Dec 31	@ Vancouver	5-3 W
39	Jan 3	@ New Jersey	0-2 L
40	Jan 4	New Jersey	2-1 W
41	Jan 7	Boston	5-2 W
42	Jan 9	@ Pittsburgh	4-2 W
43	Jan 11	@ Boston	2-6 L
44	Jan 13	@ NY Rangers	1-5 L
45	Jan 14	Calgary	3-2 W
46	Jan 17	@ Washington	4-1 W
47	Jan 18	@ Montreal	3-2 W (OT)
48	Jan 21	Philadelphia	1-3 L
49	Jan 24	@ Buffalo	0-4 L
50	Jan 25	Colorado	0-3 L
51	Jan 29	@ Carolina	3-2 W
52	Jan 30	@ Atl. Thrashers	5-2 W
53	Feb 5	@ Florida	6-0 W
54	Feb 6	@ Tampa Bay	3-2 W (OT)
55	Feb 8	Montreal	3-1 W
56	Feb 11	Edmonton	4-5 L
57	Feb 12	@ Chicago	3-1 W
58	Feb 15	Ottawa	2-1 W
59	Feb 18	Carolina	4-3 W
60	Feb 20	@ Washington	6-2 W
61	Feb 22	@ Montreal	5-3 W
62	Feb 23	Nashville	2-5 L
63	Feb 25	NY Islanders	5-2 W
64	Feb 27	@ Detroit	2-7 L
65	Mar 1	Carolina	4-1 W
66	Mar 3	Florida	1-2 L
67	Mar 4	@ Ottawa	1-4 L
68	Mar 6	@ Buffalo	2-4 L
69	Mar 8	Vancouver	3-3 T
70	Mar 10	@ Edmonton	3-2 W
71	Mar 13	@ Calgary	3-4 L (OT)
72	Mar 15	@ Vancouver	1-0 W
73	Mar 18	NY Islanders	3-3 T
74	Mar 20	@ Columbus	3-4 L (OT)
75	Mar 22	Buffalo	3-2 W (OT)
76	Mar 24	@ Boston	2-3 L
77	Mar 25	@ Carolina	3-3 T
78	Mar 28	@ NY Islanders	5-2 W
79	Mar 29	Washington	4-3 W (OT)
80	Apr 1	@ New Jersey	3-2 W (OT)
81	Apr 3	Minnesota	2-1 W
82	Apr 5	Ottawa	1-3 L



2003-04

(45-24-10-3 / 103 Points / 2nd in Northeast Division)

GENERAL MANAGER: John Ferguson

HEAD COACH: Pat Quinn

CAPTAIN: Mats Sundin

PLAYER	POS	GP	G	A	P	+/-	PIM	PP	SH	GW	S
Mats Sundin	C	81	31	44	75	11	52	11	1	10	226
Bryan McCabe	D	75	16	37	53	22	86	8	0	2	168
Joe Nieuwendyk	C	64	22	28	50	7	26	10	1	5	131
Gary Roberts	L	72	28	20	48	9	84	11	1	7	124
Owen Nolan	R	65	19	29	48	4	110	7	2	3	154
Darcy Tucker	R	64	21	11	32	4	68	8	1	2	146
Nik Antropov	C	62	13	18	31	7	62	1	1	2	89
Tomas Kaberle	D	71	3	28	31	16	18	0	0	1	88
Robert Reichel	C	69	11	19	30	2	30	2	0	2	100
Alexander Mogilny	R	37	8	22	30	9	12	4	1	1	92
Ken Klee	D	66	4	25	29	-1	36	3	0	1	85
Alexei Ponikarovsky	L	73	9	19	28	14	44	1	0	2	110
Matt Stajan	C	69	14	13	27	7	22	0	0	0	63
Mikael Renberg	R	59	12	13	25	-1	50	2	0	1	88
Tie Domi	R	80	7	13	20	-2	208	1	0	0	84
Karel Pilar	D	50	2	17	19	2	22	1	0	1	74
Tom Fitzgerald	R	69	7	10	17	-2	52	1	0	1	81
Brian Leetch	D	15	2	13	15	11	10	1	0	1	41
Ron Francis	C	12	3	7	10	3	0	2	0	1	12
Aki Berg	D	79	2	7	9	-1	40	0	0	0	69
Richard Jackman	D	29	2	4	6	-11	13	1	0	1	35
Calle Johansson	D	8	0	6	6	5	0	0	0	0	8
Bryan Marchment	D	75	1	3	4	4	106	0	0	0	56
Harold Druken	C	9	0	4	4	4	2	0	0	0	19
Nathan Perrott	R	40	1	2	3	-1	116	0	0	0	47
Drake Berehowsky	D	9	1	2	3	5	17	0	0	0	8
Wade Belak	R	34	1	1	2	0	109	0	0	0	15
Craig Johnson	L	10	1	1	2	0	6	0	0	0	12
Chad Kilger	L	5	1	1	2	2	2	0	0	1	6
Carlo Colaiacovo	D	2	0	1	1	1	2	0	0	0	0
Pierre Hedin	D	3	0	1	1	-1	0	0	0	0	4
Brad Leeb	R	1	0	0	0	-1	0	0	0	0	1
Clarke Wilm	C	10	0	0	0	0	7	0	0	0	10
Kyle Wellwood	C	1	0	0	0	-1	0	0	0	0	1
Maxim Kondratiev	D	7	0	0	0	0	2	0	0	0	6
Josh Holden	C	1	0	0	0	0	0	0	0	0	0

PLAYER	GP	W	L	T	OT	GAA	SV%	SO	G	A	PIM	TOI
Ed Belfour	59	34	19	6	3	2.13	.918	10	0	2	16	3,444:21
Trevor Kidd	15	6	5	2	0	3.26	.876	1	0	2	2	883:29
Mikael Tellqvist	11	5	3	2	0	2.87	.894	0	0	0	0	647:07

HOME ARENA

Air Canada Centre (Capacity: 18,819)

PLAYOFF RESULT

Lost Conference Semi-Final

UNIFORMS

HOME



AWAY



ALTERNATE



GP	DATE	OPPONENT	RESULT
1	Oct 11	Montreal	0-4 L
2	Oct 13	Washington	2-2 T
3	Oct 16	@ New Jersey	2-2 T
4	Oct 18	@ Montreal	1-0 W
5	Oct 20	@ NY Islanders	2-5 L
6	Oct 22	@ Dallas	3-1 W
7	Oct 23	@ Phoenix	5-4 W
8	Oct 25	Washington	4-1 W
9	Oct 27	Atl. Thrashers	2-3 L (OT)
10	Oct 30	@ Buffalo	3-5 L
11	Nov 1	Philadelphia	1-7 L
12	Nov 2	@ Carolina	2-1 W
13	Nov 4	Pittsburgh	4-2 W
14	Nov 7	@ New Jersey	1-1 T
15	Nov 8	Edmonton	4-1 W
16	Nov 12	@ Anaheim	1-5 L
17	Nov 13	@ Los Angeles	4-4 T
18	Nov 15	@ San Jose	2-2 T
19	Nov 18	@ Calgary	2-3 L (OT)
20	Nov 20	@ Edmonton	2-3 L
21	Nov 22	@ Vancouver	5-3 W
22	Nov 24	Vancouver	2-1 W
23	Nov 27	@ Atl. Thrashers	3-1 W
24	Nov 29	@ Ottawa	2-1 W
25	Nov 30	@ NY Rangers	4-2 W
26	Dec 2	NY Rangers	5-4 W
27	Dec 4	@ Boston	6-0 W
28	Dec 6	Detroit	5-2 W
29	Dec 9	St. Louis	2-3 L (OT)
30	Dec 11	@ Minnesota	1-0 W
31	Dec 13	NY Rangers	3-1 W
32	Dec 16	Tampa Bay	3-0 W
33	Dec 19	@ Washington	2-2 T
34	Dec 20	Montreal	4-2 W
35	Dec 23	Florida	5-2 W
36	Dec 26	@ NY Rangers	6-5 W (OT)
37	Dec 27	@ NY Islanders	1-3 L
38	Dec 29	@ Florida	4-4 T
39	Jan 1	@ Boston	2-3 L
40	Jan 3	Buffalo	3-3 T
41	Jan 5	@ Pittsburgh	5-0 W
42	Jan 6	Nashville	2-1 W
43	Jan 8	Ottawa	1-7 L
44	Jan 10	New Jersey	0-1 L
45	Jan 13	Calgary	4-1 W
46	Jan 16	@ Philadelphia	1-4 L
47	Jan 17	Philadelphia	0-4 L
48	Jan 20	NY Islanders	2-0 W
49	Jan 21	@ Washington	3-2 W
50	Jan 24	@ Montreal	4-1 W
51	Jan 27	Carolina	0-2 L
52	Jan 30	@ Atl. Thrashers	4-1 W
53	Jan 31	Ottawa	5-1 W
54	Feb 3	Chicago	1-4 L
55	Feb 5	@ Ottawa	5-4 W (OT)
56	Feb 10	@ Tampa Bay	4-4 T
57	Feb 12	Columbus	4-1 W
58	Feb 14	Buffalo	4-6 L
59	Feb 16	@ Pittsburgh	8-4 W
60	Feb 17	Boston	2-5 L
61	Feb 19	@ Carolina	2-1 W (OT)
62	Feb 21	Montreal	5-4 W
63	Feb 23	Carolina	1-2 L
64	Feb 25	@ Florida	0-4 L
65	Feb 26	@ Tampa Bay	3-4 L
66	Feb 28	New Jersey	3-0 W
67	Mar 2	Boston	3-2 W
68	Mar 4	NY Islanders	6-2 W
69	Mar 6	Buffalo	1-5 L
70	Mar 9	Florida	5-0 W
71	Mar 11	Pittsburgh	2-3 L
72	Mar 13	@ Montreal	3-4 L
73	Mar 15	@ Buffalo	6-5 W (OT)
74	Mar 16	Boston	1-2 L
75	Mar 18	@ Philadelphia	3-2 W
76	Mar 20	Colorado	5-2 W
77	Mar 23	Tampa Bay	2-7 L
78	Mar 25	@ Boston	3-0 W
79	Mar 27	Ottawa	2-2 T
80	Mar 29	Atl. Thrashers	4-2 W
81	Apr 2	@ Buffalo	2-0 W
82	Apr 3	@ Ottawa	6-0 W



2005-06

(41-33-8 / 90 Points / 4th in Northeast Division)

GENERAL MANAGER: John Ferguson

HEAD COACH: Pat Quinn

CAPTAIN: Mats Sundin

Table with columns: PLAYER, POS, GP, G, A, P, +/-, PIM, PP, SH, GW, S. Lists player statistics for the 2005-06 season.

Table with columns: PLAYER, GP, W, L, OT, GAA, SV%, SO, G, A, PIM, TOI. Lists goaltender statistics for the 2005-06 season.

HOME ARENA

Air Canada Centre (Capacity: 18,819)

PLAYOFF RESULT

Out of Playoffs

UNIFORMS

HOME

AWAY

ALTERNATE



*The entire 2004-05 NHL season was officially cancelled on February 16, 2005 due to an unresolved lockout that began on September 16, 2004. It marked the first time that the Stanley Cup was not awarded since 1919 when a Spanish flu pandemic cancelled the championship series.

**From 2005-06 to present, five minutes of four-on-four sudden-death overtime is played in games that are tied after regulation. If the game remains tied after overtime, a shootout is conducted to determine a winner.

***The 2006 Winter Olympics in Turin, Italy marked the third year of modern NHL participation. The Olympic break began on February 13 and the NHL schedule resumed on February 28.

Table with columns: GP, DATE, OPPONENT, RESULT. Lists game-by-game results for the 2005-06 season.



2006-07

(40-31-11 / 91 Points / 3rd in Northeast Division)

GENERAL MANAGER: John Ferguson

HEAD COACH: Paul Maurice

CAPTAIN: Mats Sundin

PLAYER	POS	GP	G	A	P	+/-	PIM	PP	SH	GW	S
Mats Sundin	C	75	27	49	76	-2	62	6	1	3	321
Tomas Kaberle	D	74	11	47	58	3	20	2	0	1	128
Bryan McCabe	D	82	15	42	57	3	115	11	0	1	207
Alexei Ponikarovsky	L	71	21	24	45	8	63	6	0	1	198
Darcy Tucker	R	56	24	19	43	-11	81	15	0	6	143
Jeff O'Neill	C	74	20	22	42	1	54	6	0	3	165
Kyle Wellwood	C	48	12	30	42	3	0	7	0	2	99
Matt Stajan	C	82	10	29	39	3	44	1	1	1	132
Alexander Steen	C	82	15	20	35	5	26	4	0	5	192
Nik Antropov	C	54	18	15	33	8	44	4	0	4	125
Bates Battaglia	L	82	12	19	31	9	45	0	0	0	94
John Pohl	C	74	13	16	29	-4	10	3	0	1	105
Chad Kilger	L	82	14	14	28	-5	58	0	1	2	141
Ian White	D	76	3	23	26	8	40	1	0	1	138
Pavel Kubina	D	61	7	14	21	7	48	4	0	1	97
Hal Gill	D	82	6	14	20	11	91	0	0	1	79
Boyd Devereaux	C	33	8	11	19	4	12	0	0	0	57
Carlo Colaiacovo	D	48	8	9	17	5	22	0	0	1	60
Michael Peca	C	35	4	11	15	2	60	0	0	2	42
Yanic Perreault	C	17	2	3	5	1	4	0	0	0	24
Brendan Bell	D	31	1	4	5	-3	19	1	0	0	29
Kris Newbury	C	15	2	2	4	4	26	0	0	0	30
Wade Belak	R	65	0	3	3	-8	110	0	0	0	16
Andy Wozniowski	D	15	0	2	2	-1	14	0	0	0	10
Ben Ondrus	R	16	0	2	2	-5	20	0	0	0	7
Jeremy Williams	R	1	1	0	1	1	0	0	0	0	3
Travis Green	C	24	0	0	0	1	21	0	0	0	19
Erik Westrum	C	2	0	0	0	0	0	0	0	0	0
Jay Harrison	D	5	0	0	0	-5	6	0	0	0	3
Aleksander Suglobov	R	14	0	0	0	-6	4	0	0	0	17

PLAYER	GP	W	L	OT	GAA	SV%	SO	G	A	PIM	TOI
Andrew Raycroft	72	37	25	9	2.99	.894	2	0	1	8	4,108:18
Jean-Sebastien Aubin	20	3	5	2	3.43	.876	0	0	0	0	804:19
Mikael Tellqvist	1	0	1	0	2.03	.895	0	0	0	0	59:00

HOME ARENA

Air Canada Centre (Capacity: 18,819)

PLAYOFF RESULT

Out of Playoffs

UNIFORMS

HOME



AWAY



ALTERNATE



GP	DATE	OPPONENT	RESULT
1	Oct 4	Ottawa	1-4 L
2	Oct 5	@ Ottawa	6-0 W
3	Oct 7	Montreal	2-3 L (SO)
4	Oct 9	Florida	2-1 W (SO)
5	Oct 12	@ New Jersey	6-7 L (SO)
6	Oct 14	Calgary	5-4 W (OT)
7	Oct 18	Colorado	1-4 L
8	Oct 20	@ Columbus	4-2 W
9	Oct 21	NY Rangers	4-5 L (SO)
10	Oct 24	Ottawa	2-6 L
11	Oct 26	@ Ottawa	2-7 L
12	Oct 28	@ Montreal	5-4 W (SO)
13	Oct 30	Atl. Thrashers	4-2 W
14	Nov 1	@ Tampa Bay	4-2 W
15	Nov 2	@ Florida	2-4 L
16	Nov 4	@ Buffalo	4-1 W
17	Nov 6	Philadelphia	4-1 W
18	Nov 9	@ Boston	6-4 W
19	Nov 11	Montreal	5-1 W
20	Nov 16	@ Boston	1-2 L (OT)
21	Nov 18	New Jersey	1-2 L
22	Nov 20	NY Islanders	4-2 W
23	Nov 22	@ Buffalo	4-7 L
24	Nov 24	@ Washington	7-1 W
25	Nov 25	Boston	1-3 L
26	Nov 28	Boston	1-4 L
27	Nov 30	@ Atl. Thrashers	0-5 L
28	Dec 2	@ Montreal	3-4 L (SO)
29	Dec 5	Atl. Thrashers	2-5 L
30	Dec 7	@ Boston	1-3 L
31	Dec 9	@ Detroit	1-5 L
32	Dec 12	Tampa Bay	5-4 W
33	Dec 15	@ Carolina	4-3 W
34	Dec 16	NY Rangers	9-2 W
35	Dec 19	Florida	3-7 L
36	Dec 22	@ Chicago	1-3 L
37	Dec 23	Washington	2-3 L
38	Dec 26	Minnesota	4-3 W
39	Dec 29	@ Pittsburgh	1-4 L
40	Dec 30	Ottawa	2-3 L (OT)
41	Jan 1	Boston	5-1 W
42	Jan 4	@ Boston	10-2 W
43	Jan 6	Buffalo	3-4 L
44	Jan 9	Carolina	1-4 L
45	Jan 11	@ Buffalo	4-2 W
46	Jan 13	Vancouver	1-6 L
47	Jan 16	@ Tampa Bay	4-2 W
48	Jan 18	@ Florida	3-2 W
49	Jan 20	@ Pittsburgh	2-8 L
50	Jan 27	Montreal	4-1 W
51	Jan 30	@ Carolina	4-1 W
52	Jan 31	@ NY Rangers	2-1 W
53	Feb 3	@ Ottawa	3-2 W (SO)
54	Feb 6	@ St. Louis	2-1 W
55	Feb 8	@ Nashville	2-4 L
56	Feb 10	Pittsburgh	5-6 L (OT)
57	Feb 13	NY Islanders	2-3 L (SO)
58	Feb 15	@ Philadelphia	4-2 W
59	Feb 17	Edmonton	4-3 W
60	Feb 20	Boston	0-3 L
61	Feb 22	@ NY Islanders	2-3 L (SO)
62	Feb 24	@ Philadelphia	5-2 W
63	Feb 26	@ Montreal	4-5 L
64	Feb 27	Buffalo	1-6 L
65	Mar 2	@ New Jersey	4-3 W (SO)
66	Mar 3	Buffalo	1-3 L
67	Mar 6	Washington	3-0 W
68	Mar 8	@ Ottawa	1-5 L
69	Mar 10	Ottawa	4-3 W (OT)
70	Mar 13	Tampa Bay	3-2 W
71	Mar 16	@ Washington	1-5 L
72	Mar 17	@ Montreal	2-3 L (SO)
73	Mar 20	New Jersey	2-1 W
74	Mar 23	@ Buffalo	4-5 L
75	Mar 24	Buffalo	4-1 W
76	Mar 27	Carolina	6-1 W
77	Mar 29	@ Atl. Thrashers	2-3 L (OT)
78	Mar 31	Pittsburgh	5-4 W (OT)
79	Apr 1	@ NY Rangers	2-7 L
80	Apr 3	@ Philadelphia	3-2 W (OT)
81	Apr 5	@ NY Islanders	2-5 L
82	Apr 7	Montreal	6-5 W



2007-08

(36-35-11 / 83 Points / 5th in Northeast Division)
GENERAL MANAGER: John Ferguson (Oct. - Jan. 22),
 Cliff Fletcher (interim) (Jan. 22 - Apr.)
HEAD COACH: Paul Maurice
CAPTAIN: Mats Sundin

PLAYER	POS	GP	G	A	P	+/-	PIM	PP	SH	GW	S
Mats Sundin	C	74	32	46	78	17	76	10	1	4	259
Nik Antropov	C	72	26	30	56	10	92	12	0	5	165
Tomas Kaberle	D	82	8	45	53	-8	22	6	0	1	155
Jason Blake	L	82	15	37	52	-4	28	2	0	0	332
Alexander Steen	C	76	15	27	42	0	32	2	1	2	169
Pavel Kubina	D	72	11	29	40	5	116	6	0	4	136
Alexei Ponikarovsky	L	66	18	17	35	3	36	1	0	1	150
Darcy Tucker	R	74	18	16	34	-8	100	7	0	3	152
Matt Stajan	C	82	16	17	33	-11	47	2	1	3	127
Bryan McCabe	D	54	5	18	23	-2	81	4	0	2	107
Kyle Wellwood	C	59	8	13	21	-12	0	5	0	1	57
Ian White	D	81	5	16	21	-9	44	0	0	2	116
Hal Gill	D	63	2	18	20	0	52	0	0	0	69
Boyd Devereaux	C	62	7	11	18	-6	24	0	1	1	81
Chad Kilger	L	53	10	7	17	1	18	0	0	0	74
Jiri Tlustý	C	58	10	6	16	-12	14	2	0	2	69
Dominic Moore	C	38	4	10	14	7	14	1	0	0	72
Mark Bell	L	35	4	6	10	-2	60	0	0	0	42
Anton Stralman	D	50	3	6	9	-10	18	0	0	0	40
Andy Wozniwski	D	48	2	7	9	5	54	0	0	0	34
Carlo Colaiacovo	D	28	2	4	6	-4	10	0	0	1	30
John Pohl	C	33	1	4	5	-4	10	0	0	1	23
Simon Gamache	L	11	2	2	4	-1	6	1	0	0	11
Jeremy Williams	R	18	2	0	2	-3	4	0	0	0	16
Kris Newbury	C	28	1	1	2	-7	32	0	0	0	14
Wade Belak	R	30	1	0	1	-2	66	0	0	0	13
Robbie Earl	L	9	0	1	1	-2	0	0	0	0	9
Bates Battaglia	L	13	0	0	0	-6	7	0	0	0	6
Darryl Boyce	L	1	0	0	0	0	0	0	0	0	0
Staffan Kronwall	D	18	0	0	0	-2	7	0	0	0	9
Ben Ondrus	R	3	0	0	0	-1	5	0	0	0	4
Alex Foster	C	3	0	0	0	0	0	0	0	0	1

PLAYER	GP	W	L	OT	GAA	SV%	SO	G	A	PIM	TOI
Vesa Toskala	66	33	25	6	2.74	.904	3	0	5	4	3,837:29
Andrew Raycroft	19	2	9	5	3.92	.876	1	0	0	0	964:42
Scott Clemmensen	3	1	1	0	3.90	.839	0	0	0	0	154:20

HOME ARENA

Air Canada Centre (Capacity: 18,819)

PLAYOFF RESULT

Out of Playoffs

UNIFORMS

HOME



AWAY



GP	DATE	OPPONENT	RESULT
1	Oct 3	Ottawa	3-4 L (OT)
2	Oct 4	@ Ottawa	2-3 L
3	Oct 6	Montreal	4-3 W (OT)
4	Oct 9	Carolina	1-7 L
5	Oct 11	NY Islanders	8-1 W
6	Oct 13	Pittsburgh	4-6 L
7	Oct 15	@ Buffalo	4-5 L (OT)
8	Oct 18	Florida	3-2 W
9	Oct 20	Chicago	4-6 L
10	Oct 23	Atl. Thrashers	4-5 L (SO)
11	Oct 25	@ Pittsburgh	5-2 W
12	Oct 27	@ NY Rangers	4-1 W
13	Oct 29	Washington	1-7 L
14	Nov 2	@ New Jersey	2-3 L
15	Nov 3	@ Montreal	3-2 W
16	Nov 6	@ Ottawa	1-5 L
17	Nov 9	@ Buffalo	3-0 W
18	Nov 10	NY Rangers	2-3 L (SO)
19	Nov 13	Montreal	3-4 L (OT)
20	Nov 15	@ Boston	2-5 L
21	Nov 17	Ottawa	3-0 W
22	Nov 20	Boston	2-4 L
23	Nov 23	@ Dallas	1-3 L
24	Nov 24	@ Phoenix	1-5 L
25	Nov 27	Montreal	3-4 L (SO)
26	Nov 29	@ Atl. Thrashers	4-2 W
27	Dec 1	Pittsburgh	4-2 W
28	Dec 4	Nashville	3-1 W
29	Dec 6	@ NY Rangers	6-2 W
30	Dec 8	Boston	1-2 L
31	Dec 10	Tampa Bay	6-1 W
32	Dec 14	@ Atl. Thrashers	4-0 W
33	Dec 15	@ Montreal	1-4 L
34	Dec 18	@ Carolina	2-3 L (OT)
35	Dec 20	@ Tampa Bay	1-2 L
36	Dec 22	@ Florida	2-1 W (OT)
37	Dec 26	@ NY Islanders	3-4 L (OT)
38	Dec 27	@ Philadelphia	1-4 L
39	Dec 29	NY Rangers	1-6 L
40	Jan 1	Tampa Bay	4-3 W (SO)
41	Jan 3	@ Pittsburgh	2-6 L
42	Jan 5	Philadelphia	2-3 L
43	Jan 9	@ Anaheim	0-5 L
44	Jan 10	@ Los Angeles	2-5 L
45	Jan 12	@ San Jose	2-3 L
46	Jan 15	Carolina	5-4 W
47	Jan 17	@ Boston	3-2 W (SO)
48	Jan 19	Buffalo	4-2 W
49	Jan 20	@ New Jersey	2-3 L
50	Jan 23	Washington	3-2 W
51	Jan 24	@ Washington	1-2 L
52	Jan 29	St. Louis	2-3 L
53	Jan 31	@ Carolina	2-3 L (OT)
54	Feb 2	Ottawa	4-2 W
55	Feb 5	Florida	0-8 L
56	Feb 7	@ Montreal	4-2 W
57	Feb 9	Detroit	3-2 W (OT)
58	Feb 13	@ Buffalo	0-1 L
59	Feb 14	NY Islanders	4-5 L
60	Feb 16	Boston	4-3 W (OT)
61	Feb 19	Columbus	3-1 W
62	Feb 21	Buffalo	1-5 L
63	Feb 23	Atl. Thrashers	3-1 W
64	Feb 25	@ Ottawa	5-0 W
65	Feb 27	@ Florida	4-3 W (SO)
66	Feb 29	@ Tampa Bay	2-3 L (OT)
67	Mar 1	@ Washington	3-2 W
68	Mar 4	New Jersey	1-4 L
69	Mar 6	@ Boston	8-2 W
70	Mar 8	New Jersey	1-2 L
71	Mar 11	Philadelphia	4-3 W (OT)
72	Mar 12	@ Philadelphia	3-2 W
73	Mar 15	Buffalo	2-6 L
74	Mar 18	@ NY Islanders	3-1 W
75	Mar 21	@ Buffalo	4-1 W
76	Mar 22	@ Ottawa	5-4 W
77	Mar 25	Boston	2-6 L
78	Mar 27	@ Boston	2-4 L
79	Mar 29	Montreal	4-2 W
80	Apr 1	Buffalo	3-4 L (SO)
81	Apr 3	Ottawa	2-8 L
82	Apr 5	@ Montreal	1-3 L



2008-09

(34-35-13 / 81 Points / 5th in Northeast Division)

GENERAL MANAGER: Cliff Fletcher (Oct. - Nov. 29),
Brian Burke (Nov. 29 - Apr.)

HEAD COACH: Ron Wilson

CAPTAIN: None

PLAYER	POS	GP	G	A	P	+/-	PIM	PP	SH	GW	S
Jason Blake	L	78	25	38	63	-2	40	5	1	5	302
Alexei Ponikarovsky	L	82	23	38	61	6	38	5	0	3	185
Matt Stajan	C	76	15	40	55	-4	54	5	1	1	114
Mikhail Grabovski	C	78	20	28	48	-8	92	6	0	2	120
Nik Antropov	C	63	21	25	46	-13	24	6	0	2	171
Niklas Hagman	L	65	22	20	42	-5	4	6	0	3	168
Dominic Moore	C	63	12	29	41	-1	69	4	1	1	132
Pavel Kubina	D	82	14	26	40	-15	94	9	0	4	184
Nikolai Kulemin	L	73	15	16	31	-8	18	2	0	1	129
Lee Stempniak	R	61	11	20	31	-9	31	3	0	0	128
Tomas Kaberle	D	57	4	27	31	-8	8	3	0	1	93
John Mitchell	C	76	12	17	29	-16	33	2	0	0	98
Ian White	D	71	10	16	26	6	57	2	0	2	158
Jeff Finger	D	66	6	17	23	-7	43	0	0	0	68
Jamal Mayers	R	71	7	9	16	-7	82	0	0	1	72
Luke Schenn	D	70	2	12	14	-12	71	1	0	0	102
Anton Stralman	D	38	1	12	13	-2	20	0	0	1	43
Boyd Devereaux	C	23	6	5	11	3	2	0	3	0	41
Mike Van Ryn	D	27	3	8	11	2	14	2	0	0	53
Jeremy Williams	R	11	5	2	7	2	2	0	0	0	21
Jonas Frogren	D	41	1	6	7	0	28	0	0	0	12
Jeff Hamilton	C	15	3	3	6	2	4	0	0	1	30
Alexander Steen	C	20	2	2	4	-4	6	1	0	0	31
Jiri Tlustý	C	14	0	4	4	0	0	0	0	0	22
Phil Oreskovic	D	10	1	1	2	-2	21	0	0	0	12
Christian Hanson	C	5	1	1	2	-1	2	0	0	0	9
Brad May	L	38	1	1	2	-5	61	0	0	0	27
Ryan Hollweg	L	25	0	2	2	-7	38	0	0	0	12
Jaime Sifers	D	23	0	2	2	-4	18	0	0	0	25
Tim Stapleton	C	4	1	0	1	-3	0	0	0	0	9
Jay Harrison	D	7	0	1	1	-2	10	0	0	0	6
Carlo Colaiacovo	D	10	0	1	1	-2	6	0	0	0	9
Andre Deveaux	C	21	0	1	1	-3	75	0	0	0	15
Kris Newbury	C	1	0	0	0	0	2	0	0	0	0
Ben Ondrus	R	11	0	0	0	-4	34	0	0	0	2

PLAYER	GP	W	L	OT	GAA	SV%	SO	G	A	PIM	TOI
Vesa Toskala	53	22	17	11	3.26	.891	1	0	0	2	3,056:25
Martin Gerber	12	6	5	0	3.23	.905	0	0	0	10	705:57
Curtis Joseph	21	5	9	1	3.57	.869	0	0	0	0	840:42
Justin Pogge	7	1	4	1	4.35	.844	0	0	0	0	371:42

HOME ARENA

Air Canada Centre (Capacity: 18,819)

PLAYOFF RESULT

Out of Playoffs

UNIFORMS

HOME



AWAY



ALTERNATE



GP	DATE	OPPONENT	RESULT
1	Oct 9	@ Detroit	3-2 W
2	Oct 11	Montreal	1-6 L
3	Oct 13	St. Louis	4-5 L (SO)
4	Oct 17	@ NY Rangers	0-1 L (SO)
5	Oct 18	@ Pittsburgh	1-4 L
6	Oct 21	Anaheim	2-3 L (SO)
7	Oct 23	@ Boston	4-2 W
8	Oct 25	Ottawa	3-2 W
9	Oct 28	Tampa Bay	2-3 L
10	Oct 29	@ New Jersey	6-5 W (SO)
11	Nov 1	NY Rangers	5-2 W
12	Nov 2	@ Carolina	4-6 L
13	Nov 4	Carolina	4-5 L (OT)
14	Nov 6	@ Boston	2-5 L
15	Nov 8	Montreal	6-3 W
16	Nov 11	@ Calgary	3-4 L
17	Nov 13	@ Edmonton	5-2 W
18	Nov 15	@ Vancouver	2-4 L
19	Nov 17	Boston	2-3 L
20	Nov 22	Chicago	4-5 L (OT)
21	Nov 25	Atl. Thrashers	3-6 L
22	Nov 27	@ Ottawa	1-2 L (SO)
23	Nov 29	Philadelphia	4-2 W
24	Dec 1	@ Los Angeles	3-1 W
25	Dec 2	@ San Jose	2-5 L
26	Dec 4	@ Phoenix	3-6 L
27	Dec 6	Washington	1-2 L
28	Dec 8	NY Islanders	4-2 W
29	Dec 12	@ Buffalo	2-1 W
30	Dec 16	New Jersey	3-2 W (SO)
31	Dec 18	@ Boston	5-8 L
32	Dec 20	@ Pittsburgh	7-3 W
33	Dec 22	@ Atl. Thrashers	6-2 W
34	Dec 23	Dallas	2-8 L
35	Dec 26	@ NY Islanders	1-4 L
36	Dec 28	@ Washington	1-4 L
37	Dec 30	Atl. Thrashers	4-3 W (OT)
38	Jan 1	Buffalo	1-4 L
39	Jan 3	Ottawa	3-1 W
40	Jan 6	Florida	2-4 L
41	Jan 8	@ Montreal	2-6 L
42	Jan 10	@ Philadelphia	1-4 L
43	Jan 13	Nashville	0-2 L
44	Jan 15	@ Carolina	6-4 W
45	Jan 16	@ Atl. Thrashers	3-4 L (OT)
46	Jan 19	Carolina	0-2 L
47	Jan 21	Boston	3-4 L (SO)
48	Jan 27	@ Minnesota	1-6 L
49	Jan 29	@ Colorado	7-4 W
50	Jan 31	Pittsburgh	5-4 W
51	Feb 3	Florida	3-4 L (OT)
52	Feb 4	@ Buffalo	0-5 L
53	Feb 7	@ Montreal	5-2 W
54	Feb 10	@ Florida	4-5 L (OT)
55	Feb 12	@ Tampa Bay	4-6 L
56	Feb 14	Pittsburgh	6-2 W
57	Feb 17	Buffalo	1-4 L
58	Feb 19	Columbus	3-4 L (SO)
59	Feb 21	Vancouver	2-3 L (SO)
60	Feb 22	@ NY Rangers	3-2 W (OT)
61	Feb 25	NY Rangers	2-1 W (SO)
62	Feb 26	@ NY Islanders	5-4 W (SO)
63	Feb 28	@ Ottawa	4-3 W (OT)
64	Mar 3	New Jersey	2-3 L (OT)
65	Mar 5	@ Washington	2-1 W
66	Mar 7	Edmonton	1-4 L
67	Mar 9	@ Ottawa	1-2 L
68	Mar 10	NY Islanders	3-2 W (OT)
69	Mar 12	Tampa Bay	1-4 L
70	Mar 14	Calgary	8-6 W
71	Mar 17	@ Tampa Bay	4-3 W (SO)
72	Mar 19	@ Florida	1-3 L
73	Mar 21	@ Montreal	5-2 W
74	Mar 24	Washington	3-2 W (SO)
75	Mar 27	@ Buffalo	3-5 L
76	Mar 28	Boston	5-7 L
77	Apr 1	Philadelphia	3-2 W
78	Apr 3	@ Philadelphia	5-8 L
79	Apr 4	Montreal	2-6 L
80	Apr 7	@ New Jersey	4-1 W
81	Apr 8	Buffalo	1-3 L
82	Apr 11	Ottawa	5-2 W



2009-10

(30-38-14 / 74 Points / 5th in Northeast Division)

GENERAL MANAGER: Brian Burke

HEAD COACH: Ron Wilson

CAPTAIN: None

PLAYER	POS	GP	G	A	P	+/-	PIM	PP	SH	GW	S
Phil Kessel	R	70	30	25	55	-8	21	8	0	5	297
Tomas Kaberle	D	82	7	42	49	-16	24	3	0	1	158
Alexei Ponikarovsky	L	61	19	22	41	5	44	4	0	1	147
Matt Stajan	C	55	16	25	41	-3	30	7	0	2	99
Nikolai Kulemin	L	78	16	20	36	0	16	0	1	3	145
Mikhail Grabovski	C	59	10	25	35	3	10	2	1	3	126
Niklas Hagman	L	55	20	13	33	-3	23	4	0	1	148
Lee Stempniak	R	62	14	16	30	-10	18	5	1	1	164
Tyler Bozak	C	37	8	19	27	-5	6	2	0	1	51
Jason Blake	L	56	10	16	26	-4	26	2	0	2	170
Ian White	D	56	9	17	26	1	39	2	0	1	130
Francois Beauchemin	D	82	5	21	26	-13	33	4	0	1	170
John Mitchell	C	60	6	17	23	-7	31	1	0	1	90
Luke Schenn	D	79	5	12	17	2	50	0	0	1	101
Carl Gunnarsson	D	43	3	12	15	8	10	0	0	0	45
Viktor Stalberg	L	40	9	5	14	-13	30	0	0	0	117
Jeff Finger	D	39	2	8	10	-11	20	0	0	0	29
Dion Phaneuf	D	26	2	8	10	-2	34	0	0	1	87
Rickard Wallin	C	60	2	7	9	-7	20	0	0	0	72
Wayne Primeau	C	59	3	5	8	-1	35	0	0	0	47
Jamal Mayers	R	44	2	6	8	-5	78	0	0	0	47
Christian Hanson	C	31	2	5	7	-2	16	0	1	0	45
Colton Orr	R	82	4	2	6	-4	239	0	0	1	43
Luca Caputi	L	19	1	5	6	0	10	0	0	0	32
Fredrik Sjostrom	L	19	2	3	5	-4	4	0	0	0	31
Garnet Exelby	D	51	1	3	4	-8	73	0	0	0	14
Mike Komisarek	D	34	0	4	4	-9	40	0	0	0	35
Jamie Lundmark	C	15	1	2	3	-1	16	0	0	0	16
Jay Rosehill	L	15	1	1	2	-2	67	0	0	0	6
Nazem Kadri	C	1	0	0	0	-1	0	0	0	0	0
Jiri Tlustý	C	2	0	0	0	-2	0	0	0	0	2
Andre Deveaux	C	1	0	0	0	-1	0	0	0	0	1
Tim Brent	C	1	0	0	0	0	0	0	0	0	3
Brayden Irwin	C	2	0	0	0	0	2	0	0	0	3

PLAYER	GP	W	L	OT	GAA	SV%	SO	G	A	PIM	TOI
Jonas Gustavsson	42	16	15	9	2.87	.902	1	0	2	2	2,339:36
Vesa Toskala	26	7	12	3	3.66	.874	1	0	0	4	1,393:02
Jean-Sebastien Giguere	15	6	7	2	2.49	.916	2	0	0	0	915:19
Joey MacDonald	6	1	4	0	3.20	.892	0	0	0	0	318:49

HOME ARENA

Air Canada Centre (Capacity: 18,819)

PLAYOFF RESULT

Out of Playoffs

UNIFORMS

HOME



AWAY



ALTERNATE



*The 2010 Winter Olympics in Vancouver, Canada marked the fourth year of modern NHL participation. The Olympic break began on February 15 and the NHL schedule resumed on March 1.



2009-10 Toronto Maple Leafs

GP	DATE	OPPONENT	RESULT
1	Oct 1	Montreal	3-4 L (OT)
2	Oct 3	@ Washington	4-6 L
3	Oct 6	Ottawa	1-2 L
4	Oct 10	Pittsburgh	2-5 L
5	Oct 12	@ NY Rangers	2-7 L
6	Oct 13	Colorado	1-4 L
7	Oct 17	NY Rangers	1-4 L
8	Oct 24	@ Vancouver	1-3 L
9	Oct 26	@ Anaheim	6-3 W
10	Oct 28	@ Dallas	3-4 L (OT)
11	Oct 30	@ Buffalo	2-3 L (OT)
12	Oct 31	@ Montreal	4-5 L (SO)
13	Nov 3	Tampa Bay	1-2 L (OT)
14	Nov 6	@ Carolina	3-2 W
15	Nov 7	Detroit	5-1 W
16	Nov 10	Minnesota	2-5 L
17	Nov 13	@ Chicago	2-3 L
18	Nov 14	Calgary	2-5 L
19	Nov 17	@ Ottawa	2-3 L
20	Nov 19	@ Carolina	5-6 L (SO)
21	Nov 21	Washington	2-1 W (SO)
22	Nov 23	NY Islanders	3-4 L (OT)
23	Nov 25	@ Tampa Bay	4-3 W
24	Nov 27	@ Florida	6-4 W
25	Nov 30	Buffalo	0-3 L
26	Dec 1	@ Montreal	3-0 W
27	Dec 3	@ Columbus	6-3 W
28	Dec 5	@ Boston	2-7 L
29	Dec 7	Atlanta	5-2 W
30	Dec 9	NY Islanders	3-2 W
31	Dec 10	@ Boston	2-5 L
32	Dec 12	Washington	6-3 W
33	Dec 14	Ottawa	3-2 W
34	Dec 16	Phoenix	3-6 L
35	Dec 18	@ Buffalo	2-5 L
36	Dec 19	Boston	2-0 W
37	Dec 21	Buffalo	2-3 L (OT)
38	Dec 23	@ NY Islanders	1-3 L
39	Dec 26	Montreal	2-3 L (OT)
40	Dec 27	@ Pittsburgh	4-3 W
41	Dec 30	@ Edmonton	1-3 L
42	Jan 2	@ Calgary	1-3 L
43	Jan 5	Florida	3-2 W
44	Jan 6	@ Philadelphia	2-6 L
45	Jan 8	@ Buffalo	2-3 L
46	Jan 9	Pittsburgh	1-4 L
47	Jan 12	Carolina	2-4 L
48	Jan 14	Philadelphia	4-0 W
49	Jan 15	@ Washington	1-6 L
50	Jan 18	@ Nashville	4-3 W
51	Jan 19	@ Atlanta	3-4 L
52	Jan 21	@ Tampa Bay	2-3 L (OT)
53	Jan 23	@ Florida	0-2 L
54	Jan 26	Los Angeles	3-5 L
55	Jan 29	@ New Jersey	4-5 L (OT)
56	Jan 30	Vancouver	3-5 L
57	Feb 2	New Jersey	3-0 W
58	Feb 5	@ New Jersey	3-4 L
59	Feb 6	Ottawa	5-0 W
60	Feb 8	San Jose	2-3 L
61	Feb 12	@ St. Louis	0-4 L
62	Mar 2	Carolina	1-5 L*
63	Mar 4	@ Boston	2-3 L (SO)
64	Mar 6	@ Ottawa	2-1 W (SO)
65	Mar 7	@ Philadelphia	1-3 L
66	Mar 9	Boston	4-3 W (OT)
67	Mar 11	Tampa Bay	4-3 W (OT)
68	Mar 13	Edmonton	6-4 W
69	Mar 14	@ NY Islanders	1-4 L
70	Mar 16	@ Ottawa	4-1 W
71	Mar 18	New Jersey	2-1 W (SO)
72	Mar 20	Montreal	3-2 W (SO)
73	Mar 23	Florida	1-4 L
74	Mar 25	@ Atlanta	2-1 W (OT)
75	Mar 27	NY Rangers	3-2 W (OT)
76	Mar 28	@ Pittsburgh	4-5 L (SO)
77	Mar 30	Atlanta	2-3 L
78	Apr 1	Buffalo	4-2 W
79	Apr 3	Boston	1-2 L (OT)
80	Apr 6	Philadelphia	0-2 L
81	Apr 7	@ NY Rangers	1-5 L
82	Apr 10	@ Montreal	4-3 W (OT)



2010-11

(37-34-11 / 85 Points / 4th in Northeast Division)

GENERAL MANAGER: Brian Burke

HEAD COACH: Ron Wilson

CAPTAIN: Dion Phaneuf

PLAYER	POS	GP	G	A	P	+/-	PIM	PP	SH	GW	S
Phil Kessel	R	82	32	32	64	-20	24	12	1	6	325
Clarke MacArthur	L	82	21	41	62	-3	37	6	0	3	154
Mikhail Grabovski	C	81	29	29	58	14	60	10	0	4	239
Nikolai Kulemin	L	82	30	27	57	7	26	5	1	5	173
Tomas Kaberle	D	58	3	35	38	-2	16	0	0	1	99
Kris Versteeg	R	53	14	21	35	-13	29	5	0	0	128
Tyler Bozak	C	82	15	17	32	-29	14	6	1	4	120
Dion Phaneuf	D	66	8	22	30	-2	88	3	0	1	190
Colby Armstrong	R	50	8	15	23	-1	38	0	0	0	69
Luke Schenn	D	82	5	17	22	-7	34	0	0	0	128
Tim Brent	C	79	8	12	20	-4	33	0	1	1	60
Carl Gunnarsson	D	68	4	16	20	-2	14	1	0	1	69
Joffrey Lupul	R	28	9	9	18	-7	19	2	0	1	75
Joey Crabb	R	48	3	12	15	-1	24	0	1	2	51
Darryl Boyce	L	46	5	8	13	8	33	0	0	1	27
Nazem Kadri	C	29	3	9	12	-3	8	0	0	0	51
Francois Beauchemin	D	54	2	10	12	-4	16	0	0	0	76
Mike Komisarek	D	75	1	9	10	-8	86	0	0	0	48
Mike Brown	R	50	3	5	8	1	69	1	0	0	59
Fredrik Sjostrom	L	66	2	3	5	-5	14	0	0	0	62
Brett Lebda	D	41	1	3	4	-14	14	0	0	0	34
John Mitchell	C	23	2	1	3	-7	12	1	0	1	28
Jay Rosehill	L	26	1	2	3	-6	71	0	0	0	12
Colton Orr	R	46	2	0	2	-1	128	0	0	1	14
Keith Aulie	D	40	2	0	2	-1	32	0	0	0	32
Joe Colborne	C	1	0	1	1	1	0	0	0	0	1
Michael Zigomanis	C	8	0	1	1	0	4	0	0	0	7
Matt Lashoff	D	11	0	1	1	1	6	0	0	0	8
Matt Frattin	R	1	0	0	0	-1	0	0	0	0	5
Luca Caputi	L	7	0	0	0	-2	4	0	0	0	8
Korbinian Holzer	D	2	0	0	0	-1	2	0	0	0	1
Christian Hanson	C	6	0	0	0	0	4	0	0	0	2
Marcel Mueller	C	3	0	0	0	0	2	0	0	0	5

PLAYER	GP	W	L	OT	GAA	SV%	SO	G	A	PIM	TOI
James Reimer	37	20	10	5	2.60	.921	3	0	1	2	2,080:09
Jean-Sebastien Giguere	33	11	11	4	2.87	.900	0	0	0	4	1,633:01
Jonas Gustavsson	23	6	13	2	3.29	.890	0	0	0	0	1,242:07

HOME ARENA

Air Canada Centre (Capacity: 18,819)

PLAYOFF RESULT

Out of Playoffs

UNIFORMS

HOME



AWAY



ALTERNATE



2010-11 Toronto Maple Leafs

GP	DATE	OPPONENT	RESULT
1	Oct 7	Montreal	3-2 W
2	Oct 9	Ottawa	5-1 W
3	Oct 13	@ Pittsburgh	4-3 W
4	Oct 15	@ NY Rangers	4-3 W (OT)
5	Oct 18	NY Islanders	1-2 L (OT)
6	Oct 21	NY Rangers	1-2 L
7	Oct 23	@ Philadelphia	2-5 L
8	Oct 26	Florida	3-1 W
9	Oct 28	@ Boston	0-2 L
10	Oct 30	NY Rangers	0-2 L
11	Nov 2	Ottawa	2-3 L
12	Nov 3	@ Washington	4-5 L (SO)
13	Nov 6	Buffalo	2-3 L (SO)
14	Nov 9	@ Tampa Bay	0-4 L
15	Nov 10	@ Florida	1-4 L
16	Nov 13	Vancouver	3-5 L
17	Nov 16	Nashville	5-4 W
18	Nov 18	New Jersey	3-1 W
19	Nov 20	@ Montreal	0-2 L
20	Nov 22	Dallas	4-1 W
21	Nov 26	@ Buffalo	1-3 L
22	Nov 27	@ Ottawa	0-3 L
23	Nov 30	Tampa Bay	3-4 L (OT)
24	Dec 2	Edmonton	0-5 L
25	Dec 4	Boston	3-2 W (SO)
26	Dec 6	@ Washington	5-4 W (SO)
27	Dec 8	@ Pittsburgh	2-5 L
28	Dec 9	Philadelphia	1-4 L
29	Dec 11	Montreal	3-1 W
30	Dec 14	@ Edmonton	4-1 W
31	Dec 16	@ Calgary	2-5 L
32	Dec 18	@ Vancouver	1-4 L
33	Dec 20	Atl. Thrashers	3-6 L
34	Dec 26	@ New Jersey	4-1 W
35	Dec 28	Carolina	3-4 L
36	Dec 30	Columbus	2-3 L
37	Jan 1	@ Ottawa	5-1 W
38	Jan 3	Boston	1-2 L
39	Jan 6	St. Louis	6-5 W (SO)
40	Jan 7	@ Atl. Thrashers	9-3 W
41	Jan 10	@ Los Angeles	3-2 W
42	Jan 11	@ San Jose	4-2 W
43	Jan 13	@ Phoenix	1-5 L
44	Jan 15	Calgary	1-2 L (SO)
45	Jan 19	@ NY Rangers	0-7 L
46	Jan 20	Anaheim	5-2 W
47	Jan 22	Washington	1-4 L
48	Jan 24	@ Carolina	4-6 L
49	Jan 25	@ Tampa Bay	0-2 L
50	Feb 1	Florida	4-3 W (SO)
51	Feb 3	Carolina	3-0 W
52	Feb 5	@ Buffalo	2-6 L
53	Feb 7	Atl. Thrashers	5-4 W
54	Feb 8	@ NY Islanders	5-3 W
55	Feb 10	New Jersey	1-2 L (OT)
56	Feb 12	@ Montreal	0-3 L
57	Feb 15	@ Boston	4-3 W
58	Feb 16	@ Buffalo	2-1 W
59	Feb 19	Ottawa	0-1 L (SO)
60	Feb 22	NY Islanders	2-1 W
61	Feb 24	@ Montreal	5-4 W
62	Feb 26	Pittsburgh	5-6 L (SO)
63	Feb 27	@ Atl. Thrashers	2-3 L (OT)
64	Mar 2	Pittsburgh	3-2 W (OT)
65	Mar 3	@ Philadelphia	3-2 W
66	Mar 5	Chicago	3-5 L
67	Mar 8	@ NY Islanders	3-4 L (OT)
68	Mar 10	Philadelphia	2-3 L
69	Mar 12	Buffalo	4-3 W
70	Mar 14	Tampa Bay	2-6 L
71	Mar 16	@ Carolina	3-1 W
72	Mar 17	@ Florida	0-4 L
73	Mar 19	Boston	5-2 W
74	Mar 22	@ Minnesota	3-0 W
75	Mar 24	@ Colorado	4-3 W
76	Mar 26	@ Detroit	2-4 L
77	Mar 29	Buffalo	4-3 W
78	Mar 31	@ Boston	4-3 W (SO)
79	Apr 2	@ Ottawa	4-2 W
80	Apr 5	Washington	2-3 L (SO)
81	Apr 6	@ New Jersey	2-4 L
82	Apr 9	Montreal	1-4 L



2011-12

(35-37-10 / 80 Points / 4th in Northeast Division)

GENERAL MANAGER: Brian Burke

HEAD COACH: Ron Wilson (29-28-7), Randy Carlyle (6-9-3)

CAPTAIN: Dion Phaneuf

PLAYER	POS	GP	G	A	P	+/-	PIM	PP	SH	GW	S
Phil Kessel	R	82	37	45	82	-10	20	10	0	6	295
Joffrey Lupul	L	66	25	42	67	+1	48	8	0	3	191
Mikhail Grabovski	C	74	23	28	51	+0	51	5	0	2	163
Tyler Bozak	C	73	18	29	47	-7	22	4	0	1	109
Dion Phaneuf	D	82	12	32	44	-10	92	7	0	1	202
Clarke MacArthur	L	73	20	23	43	+3	37	3	0	4	148
Tim Connolly	C	70	13	23	36	-14	40	2	0	3	104
Jake Gardiner	D	75	7	23	30	-2	18	1	0	0	79
Nikolai Kulemin	L	70	7	21	28	+2	6	1	0	1	107
John-Michael Liles	D	66	7	20	27	-14	20	4	0	0	106
Joey Crabb	R	67	11	15	26	+1	33	0	2	4	75
Luke Schenn	D	79	2	20	22	-6	62	0	0	0	81
Cody Franson	D	57	5	16	21	-1	22	2	0	0	65
Carl Gunnarsson	D	76	4	15	19	-9	20	0	0	0	89
Matthew Lombardi	C	62	8	10	18	-19	10	0	1	2	101
Matt Frattin	R	56	8	7	15	-4	25	0	0	2	92
David Steckel	C	76	8	5	13	-14	10	1	2	0	79
Nazem Kadri	C	21	5	2	7	+2	8	1	0	1	28
Mike Komisarek	D	45	1	4	5	-13	41	0	0	0	34
Joe Colborne	C	10	1	4	5	+2	4	0	0	0	7
Mike Brown	R	50	2	2	4	-8	74	0	0	0	56
Colby Armstrong	R	29	1	2	3	-8	9	0	0	0	14
Darryl Boyce	C	17	1	1	2	-3	16	0	0	0	12
Keith Aulie	D	17	0	2	2	-2	16	0	0	0	14
Colton Orr	R	5	1	0	1	+1	5	0	0	0	3
Ryan Hamilton	L	2	0	1	1	-1	2	0	0	0	1
Carter Ashton	R	15	0	0	0	-10	13	0	0	0	22
Philippe Dupuis	C	30	0	0	0	-2	16	0	0	0	30
Jay Rosehill	L	31	0	0	0	-4	60	0	0	0	15

PLAYER	GP	W	L	OT	GAA	SV%	SO	G	A	PIM	TOI
Jonas Gustavsson	42	17	17	4	2.92	.902	4	0	1	4	2,300:42
James Reimer	34	14	14	4	3.10	.900	3	0	0	0	1,879:15
Ben Scrivens	12	4	5	2	3.13	.903	0	0	0	4	671:37
Jussi Rynnas	2	0	1	0	4.24	.825	0	0	0	0	98:54

HOME ARENA

Air Canada Centre (Capacity: 18,819)

PLAYOFF RESULT

Out of Playoffs

UNIFORMS

HOME

AWAY

ALTERNATE



GP	DATE	OPPONENT	RESULT
1	Oct 6	Montreal	2-0 W
2	Oct 8	Ottawa	6-5 W
3	Oct 15	Calgary	3-2 W
4	Oct 17	Colorado	2-3 L (OT)
5	Oct 19	Winnipeg	4-3 W (SO)
6	Oct 20	@ Boston	2-6 L
7	Oct 22	@ Montreal	5-4 W (OT)
8	Oct 24	@ Philadelphia	2-4 L
9	Oct 27	@ NY Rangers	4-2 W
10	Oct 29	Pittsburgh	4-3 W
11	Oct 30	@ Ottawa	2-3 L
12	Nov 2	@ New Jersey	5-3 W
13	Nov 3	@ Columbus	4-1 W
14	Nov 5	Boston	0-7 L
15	Nov 8	Florida	1-5 L
16	Nov 10	@ St. Louis	3-2 W (SO)
17	Nov 12	Ottawa	2-5 L
18	Nov 15	Phoenix	2-3 L (SO)
19	Nov 17	@ Nashville	1-4 L
20	Nov 19	Washington	7-1 W
21	Nov 20	@ Carolina	2-3 L
22	Nov 22	@ Tampa Bay	7-1 W
23	Nov 25	@ Dallas	4-3 W (SO)
24	Nov 27	@ Anaheim	5-2 W
25	Nov 30	Boston	3-6 L
26	Dec 3	@ Boston	1-4 L
27	Dec 5	@ NY Rangers	4-2 W
28	Dec 6	New Jersey	2-3 L (OT)
29	Dec 9	@ Washington	2-4 L
30	Dec 13	Carolina	2-1 W (OT)
31	Dec 16	@ Buffalo	4-5 L
32	Dec 17	Vancouver	3-5 L
33	Dec 19	Los Angeles	2-3 L (SO)
34	Dec 22	Buffalo	3-2 W
35	Dec 23	@ NY Islanders	5-3 W
36	Dec 27	@ Florida	3-5 L
37	Dec 29	@ Carolina	3-4 L (OT)
38	Dec 31	@ Winnipeg	2-3 L
39	Jan 3	Tampa Bay	7-3 W
40	Jan 5	Winnipeg	4-0 W
41	Jan 7	Detroit	4-3 W
42	Jan 10	Buffalo	2-0 W
43	Jan 13	@ Buffalo	2-3 L
44	Jan 14	NY Rangers	0-3 L
45	Jan 17	Ottawa	2-3 L
46	Jan 19	Minnesota	4-1 W
47	Jan 21	Montreal	1-3 L
48	Jan 23	NY Islanders	3-0 W
49	Jan 24	@ NY Islanders	4-3 W (OT)
50	Jan 31	@ Pittsburgh	4-5 L (SO)
51	Feb 1	Pittsburgh	1-0 W
52	Feb 4	@ Ottawa	5-0 W
53	Feb 6	Edmonton	6-3 W
54	Feb 7	@ Winnipeg	1-2 L
55	Feb 9	@ Philadelphia	3-4 L
56	Feb 11	Montreal	0-5 L
57	Feb 14	@ Calgary	1-5 L
58	Feb 15	@ Edmonton	4-3 W (OT)
59	Feb 18	@ Vancouver	2-6 L
60	Feb 21	New Jersey	3-4 L (OT)
61	Feb 23	San Jose	1-2 L
62	Feb 25	Washington	2-4 L
63	Feb 28	Florida	3-5 L
64	Feb 29	@ Chicago	4-5 L
65	Mar 3	@ Montreal	3-1 W
66	Mar 6	Boston	4-5 L
67	Mar 7	@ Pittsburgh	2-3 L
68	Mar 10	Philadelphia	0-1 L (SO)
69	Mar 11	@ Washington	0-2 L
70	Mar 13	@ Florida	2-5 L
71	Mar 15	@ Tampa Bay	3-1 W
72	Mar 17	@ Ottawa	3-1 W
73	Mar 19	@ Boston	0-8 L
74	Mar 20	NY Islanders	2-5 L
75	Mar 23	@ New Jersey	4-3 W (SO)
76	Mar 24	NY Rangers	3-4 L (SO)
77	Mar 27	Carolina	0-3 L
78	Mar 29	Philadelphia	1-7 L
79	Mar 31	Buffalo	4-3 W
80	Apr 3	@ Buffalo	5-6 L (OT)
81	Apr 5	Tampa Bay	3-2 W (OT)
82	Apr 7	@ Montreal	1-4 L



2012-13

(26-17-5 / 57 Points / 3rd in Northeast Division)

GENERAL MANAGER: David Nonis

HEAD COACH: Randy Carlyle

CAPTAIN: Dion Phaneuf

PLAYER	POS	GP	G	A	P	+/-	PIM	PP	SH	GW	S
Phil Kessel	R	48	20	32	52	-3	18	6	0	4	161
Nazem Kadri	C	48	18	26	44	15	23	5	0	1	107
James van Riemsdyk	L	48	18	14	32	-7	26	5	0	3	140
Cody Franson	D	45	4	25	29	4	8	3	0	0	70
Tyler Bozak	C	46	12	16	28	-1	6	4	1	3	61
Dion Phaneuf	D	48	9	19	28	-4	65	3	0	1	88
Nikolai Kulemin	L	48	7	16	23	-5	22	0	0	0	72
Clarke MacArthur	L	40	8	12	20	3	26	2	0	1	62
Joffrey Lupul	L	16	11	7	18	8	12	3	0	3	42
Jay McClement	C	48	8	9	17	0	11	0	0	0	48
Mikhail Grabovski	C	48	9	7	16	-10	24	0	0	1	80
Carl Gunnarsson	D	37	1	14	15	5	14	0	0	0	28
Matt Frattin	R	25	7	6	13	6	4	0	0	3	42
John-Michael Liles	D	32	2	9	11	-1	4	0	0	0	47
Leo Komarov	C	42	4	5	9	-1	18	0	0	3	51
Mark Fraser	D	45	0	8	8	18	85	0	0	0	33
Michael Kostka	D	35	0	8	8	-7	27	0	0	0	49
Frazer McLaren	L	35	3	2	5	0	102	0	0	2	20
Colton Orr	R	44	1	3	4	4	155	0	0	0	13
Jake Gardiner	D	12	0	4	4	0	0	0	0	0	12
Korbinian Holzer	D	22	2	1	3	-12	28	0	0	1	16
Ryan O'Byrne	D	8	1	1	2	4	6	0	0	0	5
Ryan Hamilton	L	10	0	2	2	1	0	0	0	0	6
Mike Brown	R	12	0	1	1	1	70	0	0	0	2
David Steckel	C	13	0	1	1	-2	0	0	0	0	4
Mike Komisarek	D	4	0	0	0	2	2	0	0	0	1
Joe Colborne	C	5	0	0	0	-1	2	0	0	0	4

PLAYER	GP	W	L	OT	GAA	SV%	SO	G	A	PIM	TOI
James Reimer	33	19	8	5	2.46	.924	4	0	1	0	1,856:09
Ben Scrivens	20	7	9	0	2.69	.915	2	0	0	6	1,024:51
Jussi Rynnäs	1	0	0	0	0.00	1.000	0	0	0	0	10:20

HOME ARENA

Air Canada Centre (Capacity: 18,819)

PLAYOFF RESULT

Lost Conference Quarter-Final

UNIFORMS

HOME



AWAY



ALTERNATE



* A lockout of the players by the owners from September 15 to January 6 forced the NHL to reduce the 2012-13 schedule from 82 to 48 games, with teams playing only intra-conference games during the reduced season.



2012-13 Toronto Maple Leafs

GP	DATE	OPPONENT	RESULT
1	Jan 19	@ Montreal	2-1 W
2	Jan 21	Buffalo	1-2 L
3	Jan 23	@ Pittsburgh	5-2 W
4	Jan 24	NY Islanders	4-7 L
5	Jan 26	@ NY Rangers	2-5 L
6	Jan 29	@ Buffalo	4-3 W (OT)
7	Jan 31	Washington	3-2 W
8	Feb 2	Boston	0-1 L
9	Feb 4	Carolina	1-4 L
10	Feb 5	@ Washington	3-2 W
11	Feb 7	@ Winnipeg	3-2 W
12	Feb 9	@ Montreal	6-0 W
13	Feb 11	Philadelphia	5-2 W
14	Feb 14	@ Carolina	1-3 L
15	Feb 16	Ottawa	3-0 W
16	Feb 18	@ Florida	3-0 W
17	Feb 19	@ Tampa Bay	2-4 L
18	Feb 21	Buffalo	3-1 W
19	Feb 23	@ Ottawa	2-3 L
20	Feb 25	@ Philadelphia	4-2 W
21	Feb 27	Montreal	2-5 L
22	Feb 28	@ NY Islanders	5-4 W (OT)
23	Mar 4	New Jersey	4-2 W
24	Mar 6	Ottawa	5-4 W
25	Mar 7	@ Boston	2-4 L
26	Mar 9	Pittsburgh	4-5 L (SO)
27	Mar 12	@ Winnipeg	2-5 L
28	Mar 14	Pittsburgh	1-3 L
29	Mar 16	Winnipeg	4-5 L (SO)
30	Mar 20	Tampa Bay	4-2 W
31	Mar 21	@ Buffalo	4-5 L (SO)
32	Mar 23	Boston	3-2 W
33	Mar 25	@ Boston	2-3 L (SO)
34	Mar 26	Florida	3-2 W
35	Mar 28	Carolina	6-3 W
36	Mar 30	@ Ottawa	4-0 W
37	Apr 4	Philadelphia	3-5 L
38	Apr 6	@ New Jersey	2-1 W
39	Apr 8	NY Rangers	4-3 W
40	Apr 10	@ NY Rangers	2-3 L (SO)
41	Apr 13	Montreal	5-1 W
42	Apr 15	New Jersey	2-0 W
43	Apr 16	@ Washington	1-5 L
44	Apr 18	NY Islanders	3-5 L
45	Apr 20	@ Ottawa	4-1 W
46	Apr 24	@ Tampa Bay	2-5 L
47	Apr 25	@ Florida	4-0 W
48	Apr 27	Montreal	1-4 L



2013-14

(38-36-8 / 84 Points / 6th in Atlantic Division)

GENERAL MANAGER: David Nonis

HEAD COACH: Randy Carlyle

CAPTAIN: Dion Phaneuf

PLAYER	POS	GP	G	A	P	+/-	PIM	PP	SH	GW	S
Phil Kessel	R	82	37	43	80	-5	27	8	0	6	305
James van Riemsdyk	L	80	30	31	61	-9	50	9	2	3	279
Nazem Kadri	C	78	20	30	50	-11	67	7	0	2	148
Tyler Bozak	C	58	19	30	49	2	14	5	1	1	90
Mason Raymond	L	82	19	26	45	-6	22	6	1	4	178
Joffrey Lupul	L	69	22	22	44	-15	44	6	0	1	191
Cody Franson	D	79	5	28	33	-20	30	1	0	0	115
Jake Gardiner	D	80	10	21	31	-3	19	2	1	1	136
Dion Phaneuf	D	80	8	23	31	2	144	2	0	0	145
Morgan Rielly	D	73	2	25	27	-13	12	1	0	0	96
Nikolai Kulemin	L	70	9	11	20	-4	24	0	0	4	81
Carl Gunnarsson	D	80	3	14	17	12	34	0	0	1	48
Paul Ranger	D	53	6	8	14	-1	36	0	1	0	59
Dave Bolland	C	23	8	4	12	-1	24	1	1	2	33
David Clarkson	R	60	5	6	11	-14	93	1	0	1	102
Peter Holland	C	39	5	5	10	-1	16	1	0	0	40
Jay McClement	C	81	4	6	10	-8	32	0	0	1	67
Troy Bodie	R	47	3	7	10	6	26	0	0	0	50
Trevor Smith	C	28	4	5	9	-3	4	0	0	2	24
Tim Gleason	D	39	1	4	5	-21	55	0	0	0	28
Jerry D'Amigo	R	22	1	2	3	-1	0	0	0	0	12
Carter Ashton	R	32	0	3	3	1	19	0	0	0	23
Josh Leivo	R	7	1	1	2	0	0	0	0	0	4
David Broll	L	5	0	1	1	1	5	0	0	0	3
Mark Fraser	D	19	0	1	1	-8	33	0	0	0	6
Spencer Abbott	R	1	0	0	0	-2	0	0	0	0	2
Petter Granberg	D	1	0	0	0	0	0	0	0	0	0
Greg McKegg	C	1	0	0	0	0	0	0	0	0	1
Jamie Devane	L	2	0	0	0	-1	0	0	0	0	1
John-Michael Liles	D	6	0	0	0	-2	0	0	0	0	5
Jerred Smithson	C	18	0	0	0	-5	9	0	0	0	2
Frazer McLaren	L	27	0	0	0	-2	77	0	0	0	4
Colton Orr	R	54	0	0	0	-3	110	0	0	0	12

PLAYER	GP	W	L	OT	GAA	SV%	SO	G	A	PIM	TOI
Jonathan Bernier	55	26	19	7	2.68	.923	1	0	1	4	3,083:34
James Reimer	36	12	16	1	3.29	.911	1	0	0	2	1,784:39
Drew MacIntyre	2	0	1	0	2.53	.922	0	0	0	0	94:35

HOME ARENA

Air Canada Centre (Capacity: 18,819)

PLAYOFF RESULT

Out of Playoffs

UNIFORMS

HOME

AWAY

ALTERNATE



PATCH

WINTER CLASSIC 2013-14



*Game played at Michigan Stadium in Ann Arbor, MI. (2014 Winter Classic)

**The 2014 Winter Olympics in Sochi, Russia marked the fourth year of modern NHL participation. The Olympic break began on February 9 and the NHL schedule resumed on February 25.

GP	DATE	OPPONENT	RESULT
1	Oct 1	@ Montreal	4-3 W
2	Oct 2	@ Philadelphia	3-1 W
3	Oct 5	Ottawa	5-4 W (SO)
4	Oct 8	Colorado	1-2 L
5	Oct 10	@ Nashville	4-0 W
6	Oct 12	Edmonton	6-5 W (OT)
7	Oct 15	Minnesota	4-1 W
8	Oct 17	Carolina	2-3 L
9	Oct 19	@ Chicago	1-3 L
10	Oct 22	Anaheim	4-2 W
11	Oct 25	@ Columbus	2-5 L
12	Oct 26	Pittsburgh	4-1 W
13	Oct 29	@ Edmonton	4-0 W
14	Oct 30	@ Calgary	4-2 W
15	Nov 2	@ Vancouver	0-4 L
16	Nov 8	New Jersey	2-1 W (SO)
17	Nov 9	@ Boston	1-3 L
18	Nov 13	@ Minnesota	1-2 L (SO)
19	Nov 15	@ Buffalo	1-3 L
20	Nov 16	Buffalo	4-2 W
21	Nov 19	NY Islanders	5-2 W
22	Nov 21	Nashville	2-4 L
23	Nov 23	Washington	2-1 W (SO)
24	Nov 25	Columbus	0-6 L
25	Nov 27	@ Pittsburgh	5-6 L (SO)
26	Nov 29	@ Buffalo	2-3 L (OT)
27	Nov 30	@ Montreal	2-4 L
28	Dec 3	San Jose	2-4 L
29	Dec 5	Dallas	3-2 W (OT)
30	Dec 7	@ Ottawa	4-3 W (SO)
31	Dec 8	Boston	2-5 L
32	Dec 11	Los Angeles	1-3 L
33	Dec 12	@ St. Louis	3-6 L
34	Dec 14	Chicago	7-3 W
35	Dec 16	@ Pittsburgh	1-3 L
36	Dec 17	Florida	1-3 L
37	Dec 19	Phoenix	2-1 W (SO)
38	Dec 21	Detroit	4-5 L (SO)
39	Dec 23	@ NY Rangers	1-2 L (SO)
40	Dec 27	Buffalo	4-3 W (SO)
41	Dec 29	Carolina	5-2 W
42	Jan 1	@ Detroit	3-2 W (SO)*
43	Jan 4	NY Rangers	1-7 L
44	Jan 7	NY Islanders	3-5 L
45	Jan 9	@ Carolina	1-6 L
46	Jan 10	@ Washington	2-3 L
47	Jan 12	New Jersey	3-2 W (SO)
48	Jan 14	@ Boston	4-3 W
49	Jan 15	Buffalo	4-3 W (SO)
50	Jan 18	Montreal	5-3 W
51	Jan 20	@ Phoenix	4-2 W
52	Jan 21	@ Colorado	5-2 W
53	Jan 23	@ Dallas	1-7 L
54	Jan 25	@ Winnipeg	4-5 L (OT)
55	Jan 28	Tampa Bay	3-2 W
56	Jan 30	Florida	6-3 W
57	Feb 1	Ottawa	6-3 W
58	Feb 4	@ Florida	1-4 L
59	Feb 6	@ Tampa Bay	4-1 W
60	Feb 8	Vancouver	3-1 W
61	Feb 27	@ NY Islanders	4-5 L (OT)**
62	Mar 1	@ Montreal	3-4 L (OT)
63	Mar 3	Columbus	1-2 L
64	Mar 5	@ NY Rangers	3-2 W (OT)
65	Mar 8	Philadelphia	4-3 W (OT)
66	Mar 10	@ Anaheim	3-1 W
67	Mar 11	@ San Jose	2-6 L
68	Mar 13	@ Los Angeles	3-2 W
69	Mar 16	@ Washington	2-4 L
70	Mar 18	@ Detroit	2-3 L
71	Mar 19	Tampa Bay	3-5 L
72	Mar 22	Montreal	3-4 L
73	Mar 23	@ New Jersey	2-3 L
74	Mar 25	St. Louis	3-5 L
75	Mar 28	@ Philadelphia	2-4 L
76	Mar 29	Detroit	2-4 L
77	Apr 1	Calgary	3-2 W
78	Apr 3	Boston	4-3 W (OT)
79	Apr 5	Winnipeg	2-4 L
80	Apr 8	@ Tampa Bay	0-3 L
81	Apr 10	@ Florida	2-4 L
82	Apr 12	@ Ottawa	0-1 L



2014-15

(30-44-8/68 points- 7th in Atlantic Division)

GENERAL MANAGER: David Nonis

HEAD COACH: Randy Carlyle, Peter Horachek

CAPTAIN: Dion Phaneuf

PLAYER	POS	GP	G	A	P	+/-	PIM	PP	SH	GW	S
Phil Kessel	R	82	25	36	61	-34	30	8	0	4	280
James van Riemsdyk	L	82	27	29	56	-33	43	9	1	4	248
Tyler Bozak	C	82	23	26	49	-34	44	12	2	3	154
Nazem Kadri	C	73	18	21	39	-7	28	3	1	1	176
Cody Franson	D	55	6	26	32	-7	26	4	0	0	92
Mike Santorelli	C	57	11	18	29	7	8	0	1	1	102
Morgan Rielly	D	81	8	21	29	-16	14	1	0	0	148
Dion Phaneuf	D	70	3	26	29	-11	108	2	0	1	138
Leo Komarov	C	62	8	18	26	0	18	0	1	1	84
Peter Holland	C	62	11	14	25	0	31	1	1	3	93
Daniel Winnik	C	58	7	18	25	15	19	0	0	0	70
Jake Gardiner	D	79	4	20	24	-23	24	0	0	0	100
Joffrey Lupul	L	55	10	11	21	-10	26	2	0	1	97
Richard Panik	R	76	11	6	17	-8	49	2	0	1	87
David Clarkson	R	58	10	5	15	-11	92	1	0	1	93
David Booth	L	59	7	6	13	-8	25	0	0	2	107
Roman Polak	D	56	5	4	9	-22	48	0	0	1	61
Stephane Robidas	D	52	1	6	7	8	34	0	0	0	34
Korbinian Holzer	D	34	0	6	6	3	25	0	0	0	32
Trevor Smith	C	54	2	3	5	-9	12	0	0	0	46
Eric Brewer	D	18	2	3	5	-4	12	0	0	1	12
Brandon Kozun	R	20	2	2	4	-3	6	0	0	0	8
Joakim Lindstrom	C	19	1	3	4	-7	4	0	0	0	20
Stuart Percy	D	9	0	3	3	-4	2	0	0	0	13
Sam Carrick	C	16	1	1	2	1	9	0	0	0	17
Andrew MacWilliam	D	12	0	2	2	-6	12	0	0	0	5
Tim Erixon	D	15	1	0	1	-5	6	0	0	0	10
Josh Leivo	L	9	1	0	1	-1	4	0	0	0	10
Casey Bailey	C	6	1	0	1	1	2	0	0	0	9
Zach Sill	C	21	0	1	1	-2	24	0	0	0	17
Olli Jokinen	C	6	0	1	1	1	2	0	0	0	10
TJ Brennan	D	6	0	1	1	-7	9	0	0	0	11
Troy Bodie	R	5	0	0	0	0	5	0	0	0	1
Greg McKegg	C	3	0	0	0	0	0	0	0	0	1
Petter Granberg	D	7	0	0	0	1	6	0	0	0	1
Carter Ashton	R	7	0	0	0	-3	0	0	0	0	4
Colton Orr	R	1	0	0	0	0	0	0	0	0	0
Matt Frattin	R	9	0	0	0	0	4	0	0	0	6

PLAYER	GP	W	L	OT	GAA	SV%	SO	G	A	PIM	TOI
Jonathan Bernier	58	21	28	7	2.87	.912	2	0	1	0	3,177:09
James Reimer	35	9	16	1	3.16	.907	0	0	0	2	1,766:53

HOME ARENA

Air Canada Centre (Capacity: 18,819)

PLAYOFF RESULT

Out of Playoffs

UNIFORMS

HOME

AWAY

ALTERNATE



GP	DATE	OPPONENT	RESULT
1	Oct 8	Montreal	3-4 L
2	Oct 11	Pittsburgh	2-5 L
3	Oct 12	@ NY Rangers	6-3 W
4	Oct 14	Colorado	3-2 W (OT)
5	Oct 17	Detroit	1-4 L
6	Oct 18	@ Detroit	0-1 L (OT)
7	Oct 21	@ NY Islanders	5-2 W
8	Oct 25	Boston	1-4 L
9	Oct 28	Buffalo	4-0 W
10	Oct 31	@ Columbus	4-1 W
11	Nov 1	Chicago	3-2 W
12	Nov 4	@ Arizona	2-3 L
13	Nov 6	@ Colorado	3-4 L (SO)
14	Nov 8	NY Rangers	5-4 W
15	Nov 9	@ Ottawa	5-3 W
16	Nov 12	Boston	6-1 W
17	Nov 14	Pittsburgh	1-2 L
18	Nov 15	@ Buffalo	2-6 L
19	Nov 18	Nashville	2-9 L
20	Nov 20	Tampa	5-2 W
21	Nov 22	Detroit	4-1 W
22	Nov 26	@ Pittsburgh	3-4 L (OT)
23	Nov 29	Washington	6-2 W
24	Dec 2	Dallas	5-3 W
25	Dec 4	New Jersey	3-5 L
26	Dec 6	Vancouver	5-2 W
27	Dec 9	Calgary	4-1 W
28	Dec 10	@ Detroit	2-1 W (SO)
29	Dec 13	Detroit	4-1 W
30	Dec 14	Los Angeles	4-3 W (SO)
31	Dec 16	Anaheim	6-2 W
32	Dec 18	@ Carolina	1-4 L
33	Dec 20	Philadelphia	4-7 L
34	Dec 21	@ Chicago	0-4 L
35	Dec 23	@ Dallas	4-0 W
36	Dec 28	@ Florida	4-6 L
37	Dec 29	@ Tampa	2-3 L
38	Dec 31	@ Boston	4-3 W (SO)
39	Jan 2	@ Minnesota	1-3 L
40	Jan 3	@ Winnipeg	1-5 L
41	Jan 7	Washington	2-6 L
42	Jan 9	Columbus	5-2 W
43	Jan 12	@ Los Angeles	0-2 L
44	Jan 14	@ Anaheim	0-4 L
45	Jan 15	@ San Jose	1-3 L
46	Jan 17	@ St. Louis	0-3 L
47	Jan 19	Carolina	1-4 L
48	Jan 21	@ Ottawa	3-4 L
49	Jan 28	@ New Jersey	2-1 L (SO)
50	Jan 29	Arizona	3-1 L
51	Jan 31	@ Philadelphia	0-1 L
52	Feb 3	@ Nashville	3-4 L
53	Feb 6	@ New Jersey	1-4 L
54	Feb 7	Edmonton	5-1 W
55	Feb 10	NY Rangers	4-5 L
56	Feb 12	@ NY Islanders	2-3 L
57	Feb 14	@ Montreal	1-2 L (SO)
58	Feb 17	Florida	2-3 L
59	Feb 20	@ Carolina	1-2 L
60	Feb 21	Winnipeg	4-3 W (OT)
61	Feb 26	Philadelphia	3-2 W
62	Feb 28	@ Montreal	0-4 L
63	Mar 1	@ Washington	0-4 L
64	Mar 3	@ Florida	3-2 W
65	Mar 5	@ Tampa Bay	2-4 L
66	Mar 7	St. Louis	1-6 L
67	Mar 9	NY Islanders	3-4 L (OT)
68	Mar 11	Buffalo	4-3 W (SO)
69	Mar 13	@ Calgary	3-6 L
70	Mar 14	@ Vancouver	1-4 L
71	Mar 16	@ Edmonton	1-4 L
72	Mar 19	San Jose	1-4 L
73	Mar 21	@ Ottawa	3-5 L
74	Mar 23	Minnesota	1-2 L
75	Mar 26	Florida	1-4 L
76	Mar 28	Ottawa	4-3 W (OT)
77	Mar 31	Tampa	3-1 W
78	Apr 1	@ Buffalo	3-4 L
79	Apr 4	@ Boston	1-2 L (SO)
80	Apr 5	@ Ottawa	3-2 W (SO)
81	Apr 8	@ Columbus	0-5 L
82	Apr 11	Montreal	3-4 L (SO)



2015-16

(29-42-11/69 points- 8th in Atlantic Division)

GENERAL MANAGER: Lou Lamoriello

HEAD COACH: Mike Babcock

CAPTAIN: Dion Phaneuf (Oct. - Feb. 9), None (Feb. 9 - Apr. 9)

PLAYER	POS	GP	G	A	P	+/-	PIM	PP	SH	GW	S
Nazem Kadri	C	76	17	28	45	-15	73	4	0	2	260
P.A. Parenteau	R	77	20	21	41	0	68	7	0	3	168
Leo Komarov	C	67	19	17	36	-12	40	4	1	2	130
Morgan Rielly	D	82	9	27	36	-17	28	2	1	0	167
Tyler Bozak	C	57	12	23	35	-9	18	3	0	1	99
Jake Gardiner	D	79	7	24	31	-15	32	1	0	2	122
James van Riemsdyk	L	40	14	15	29	3	6	5	0	0	129
Peter Holland	C	65	9	18	27	-16	28	5	0	1	138
Dion Phaneuf	D	51	3	21	24	-4	67	0	0	0	116
Brad Boyes	R	60	8	16	24	-6	12	2	0	1	85
Michael Grabner	R	80	9	9	18	-4	12	0	1	2	116
Shawn Matthias	C	51	6	11	17	-10	12	0	0	1	66
Colin Greening	C	30	7	8	15	-2	13	1	0	0	56
Daniel Winnik	L	56	4	10	14	-3	16	0	0	0	85
Joffrey Lupul	L	46	11	3	14	-10	12	2	0	2	102
William Nylander	C	22	6	7	13	1	4	1	0	1	43
Roman Polak	D	55	1	12	13	8	56	0	0	0	56
Matt Hunwick	D	60	2	8	10	-17	32	0	0	1	74
Brooks Laich	C	21	1	6	7	-6	2	0	0	0	35
Nick Spaling	C	35	1	6	7	-7	18	0	0	0	32
Martin Marincin	D	65	1	6	7	-3	34	0	0	0	55
Ben Smith	R	16	2	4	6	3	0	0	0	1	16
Connor Brown	R	7	1	5	6	-2	0	1	0	0	11
Zach Hyman	C	16	4	2	6	0	18	0	0	0	37
Frank Corrado	D	39	1	5	6	-12	26	0	0	0	46
Milan Michalek	L	13	1	5	6	-1	6	0	0	0	8
Josh Leivo	L	12	5	0	5	2	6	1	0	1	20
Byron Froese	C	56	2	3	5	-11	16	0	0	0	64
Nikita Soshnikov	R	11	2	3	5	-4	6	1	0	0	33
Connor Carrick	D	16	2	2	4	-3	15	0	0	1	19
Mark Arcobello	R	20	3	1	4	0	0	0	0	0	43
Rich Clune	L	19	0	4	4	1	22	0	0	0	10
Brendan Leipsic	L	6	1	2	3	-1	2	0	0	1	11
Viktor Loov	D	4	0	2	2	4	0	0	0	0	1
Tobias Lindberg	R	6	0	2	2	0	4	0	0	0	12
Frederik Gauthier	C	7	0	1	1	-5	0	0	0	0	3
Scott Harrington	D	15	0	1	1	0	4	0	0	0	9

PLAYER	GP	W	L	OT	GAA	SV%	SO	G	A	PIM	TOI
Jonathan Bernier	38	12	21	3	2.88	.908	3	0	0	2	2146:46
James Reimer	32	11	12	7	2.49	.918	0	0	0	0	1809:01
Garret Sparks	17	6	9	1	3.02	.893	1	0	0	0	974:57

HOME ARENA

Air Canada Centre (Capacity: 18,819)

PLAYOFF RESULT

Out of Playoffs

UNIFORMS

Same as 2014-15



GP	DATE	OPPONENT	RESULT
1	Oct 7	Montreal	1-3 L
2	Oct 9	@ Detroit	0-4 L
3	Oct 10	Ottawa	5-4 L (SO)
4	Oct 16	@ Columbus	6-3 W
5	Oct 17	@ Pittsburgh	1-2 L
6	Oct 21	@ Buffalo	1-2 L (SO)
7	Oct 24	@ Montreal	3-5 L
8	Oct 26	Arizona	3-4 L
9	Oct 30	@ NY Rangers	1-3 L
10	Oct 31	Pittsburgh	0-4 L
11	Nov 2	Dallas	4-1 W
12	Nov 4	Winnipeg	2-4 L
13	Nov 6	Detroit	1-2 L (OT)
14	Nov 7	@ Washington	2-3 L (SO)
15	Nov 10	@ Dallas	3-2 W
16	Nov 12	@ Nashville	2-1 W (SO)
17	Nov 14	Vancouver	4-2 W
18	Nov 15	@ NY Rangers	3-4 L
19	Nov 17	Colorado	1-5 W
20	Nov 20	@ Carolina	2-1 W (SO)
21	Nov 21	@ Boston	0-2 L
22	Nov 23	Boston	3-4 L (SO)
23	Nov 28	Washington	2-4 L
24	Nov 30	Edmonton	3-0 W
25	Dec 2	@ Winnipeg	1-6 L
26	Dec 3	@ Minnesota	0-1 L
27	Dec 5	@ St. Louis	4-1 W
28	Dec 8	New Jersey	3-2 W (SO)
29	Dec 15	Tampa Bay	4-5 L (OT)
30	Dec 17	San Jose	4-5 L (OT)
31	Dec 19	Los Angeles	5-0 W
32	Dec 21	@ Colorado	7-4 W
33	Dec 22	@ Arizona	2-3 L
34	Dec 27	@ New Jersey	3-1 W
35	Dec 29	NY Islanders	6-3 L
36	Dec 30	@ Pittsburgh	3-2 W (SO)
37	Jan 2	St. Louis	4-1 W
38	Jan 6	@ Anaheim	4-0 W
39	Jan 7	@ Los Angeles	1-2 L
40	Jan 9	@ San Jose	0-7 L
41	Jan 13	Columbus	1-3 L
42	Jan 15	Blackhawks	1-4 L
43	Jan 16	@ Boston	2-3 L
44	Jan 19	@ Philadelphia	3-2 W
45	Jan 21	Carolina	0-1 L (OT)
46	Jan 23	Montreal	2-3 L (SO)
47	Jan 26	@ Florida	1-5 L
48	Jan 27	@ Tampa Bay	0-1 L
49	Feb 2	@ Boston	4-3 W (OT)
50	Feb 4	New Jersey	3-2 W (SO)
51	Feb 6	@ Ottawa	1-6 L
52	Feb 9	@ Calgary	3-4 L
53	Feb 11	@ Edmonton	2-5 L
54	Feb 13	@ Vancouver	5-2 W
55	Feb 15	@ Chicago	2-7 L
56	Feb 18	NY Rangers	2-4 L
57	Feb 20	Philadelphia	4-5 L (OT)
58	Feb 23	Nashville	2-3 L
59	Feb 25	Carolina	3-1 W
60	Feb 27	@ Montreal	1-4 L
61	Feb 29	Tampa Bay	1-2 L
62	Mar 2	@ Washington	2-3 L
63	Mar 3	Minnesota	1-2 L
64	Mar 5	Ottawa	2-3 L
65	Mar 7	Buffalo	3-4 L (SO)
66	Mar 9	NY Islanders	4-3 W (SO)
67	Mar 12	@ Ottawa	0-4 L
68	Mar 13	@ Detroit	1-0 W
69	Mar 15	Tampa Bay	4-1 W
70	Mar 17	Florida	1-4 L
71	Mar 19	Buffalo	4-1 W
72	Mar 21	Calgary	5-2 W
73	Mar 24	Anaheim	6-5 W (OT)
74	Mar 26	Boston	1-3 L
75	Mar 28	@ Tampa Bay	0-3 L
76	Mar 29	@ Florida	5-2 W
77	Mar 31	@ Buffalo	1-4 L
78	Apr 2	Detroit	3-2 L
79	Apr 4	Florida	3-4 L
80	Apr 6	Columbus	1-5 L
81	Apr 7	@ Philadelphia	4-3 W (OT)
82	Apr 9	@ New Jersey	1-5 L

ALL-TIME PLAYER ROSTER



NAME (SEASONS PLAYED)	POS	NO(S)	GP	G	A	PTS	PIM
A BBOTT, Spencer (13/14 to present).....	LW	56	1	0	0	0	0
ACOMB, Doug (69/70).....	C	22	2	0	1	1	0
ADAM, Russ (82/83).....	C	16	8	1	2	3	11
ADAMS, Jack (17/18 to 18/19; 22/23 to 25/26).....	C	-	133	78	31	109	300
ADAMS, Kevyn (97/98 to 99/00).....	C	42	58	5	8	13	46
ADAMS, Stewart (32/33).....	LW	9	9	0	2	2	0
ALDCORN, Gary (56/57 to 58/59).....	LW	21, 22, 26	86	15	18	33	18
ALEXANDER, Claire (74/75 to 76/77).....	D	20	123	10	29	39	30
ALLISON, Jason (05/06).....	C	41	66	17	43	60	76
ALLISON, Mike (86/87 to 87/88).....	LW	8	86	7	19	26	76
ANDERSON, Glenn (91/92 to 93/94).....	RW	10, 9	221	63	94	157	267
ANDERSON, John (77/78 to 84/85).....	RW	10, 28	534	189	204	393	168
ANDREWS, Lloyd (21/22 to 24/25).....	LW	-	53	8	5	13	10
ANDREYCHUK, Dave (92/93 to 95/96).....	LW	14	223	120	99	219	194
ANDRUSAK, Greg (99/00).....	D	25	9	0	1	1	4
ANTROPOV, Nik (99/00 to 08/09).....	RW	80, 11, 9	509	125	166	291	477
APPS, Syl (36/37 to 42/43; 45/46 to 47/48).....	C	10, 16	423	201	231	432	56
ARBOUR, Al (61/62 to 63/64; 65/66).....	D	3, 18	66	2	7	9	74
ARBOUR, Amos (23/24).....	LW	-	21	1	3	4	4
ARBOUR, Jack (28/29).....	F	2	10	1	0	1	10
ARCOBELLO, Mark (15/16).....	C	33	20	3	1	4	0
ARMSTRONG, Colby (10/11 to 11/12).....	RW	9	79	9	17	26	47
ARMSTRONG, George (49/50; 51/52 to 70/71).....	RW	10, 15, 20	1187	296	417	713	721
ARMSTRONG, Murray (37/38 to 38/39).....	C	17	12	0	1	1	0
ARMSTRONG, Norm (62/63).....	D	18	7	1	1	2	2
ARMSTRONG, Tim (88/89).....	C	8	11	1	0	1	6
ARUNDEL, John (49/50).....	D	25	3	0	0	0	9
ASHBY, Don (75/76 to 78/79).....	C	8, 9, 20	141	26	40	66	34
ASHTON, Carter (11/12, 13/14 to 14/15).....	RW	37	54	0	3	3	32
AUBIN, Normand (81/82 to 82/83).....	C	24, 35	69	18	13	31	30
AUGUSTA, Patrik (93/94).....	RW	24	2	0	0	0	0
AULIE, Keith (09/10 to 11/12).....	D	59	57	2	2	4	48
B ACKOR, Peter (44/45).....	D	14	36	4	5	9	6
BAILEY, Bob (53/54 to 55/56).....	RW	17, 18, 20, 21, 23	86	6	9	15	128
BAILEY, Casey (14/15 to present).....	C	37	6	1	0	1	2
BAILEY, Irvine (Ace) (26/27 to 33/34).....	RW	6, 12, 8	313	111	82	193	472
BAILEY, Reid (82/83).....	D	4, 33	1	0	0	0	2
BAKER, Jamie (96/97 to 97/98).....	C	16	71	8	13	21	38
BALDWIN, Doug (45/46).....	D	19	15	0	1	1	6
BALFOUR, Earl (51/52; 53/54; 55/56; 57/58).....	LW	16, 22, 23, 24, 25	80	14	6	20	48
BARBE, Andre (50/51).....	RW	14	1	0	0	0	2
BARILKO, Bill (46/47 to 50/51).....	D	5, 19, 21	252	26	36	62	456
BATHGATE, Andy (63/64 to 64/65).....	RW	9	70	19	44	63	42
BATTAGLIA, Bates (06/07 to 07/08).....	LW	33	95	12	19	31	52
BAUMGARTNER, Ken (91/92 to 95/96).....	LW/D	8, 22	200	7	7	14	520
BAUN, Bob (56/57 to 66/67; 70/71 to 72/73).....	D	21, 26	739	29	140	169	1155
BEAUCHEMIN, Francois (09/10 to 10/11).....	D	22	136	7	31	38	49
BELAK, Wade (00/01 to 07/08).....	D/RW	3, 2	318	7	17	24	763
BELANGER, Alain (77/78).....	RW	18	9	0	1	1	6
BELANGER, Ken (94/95).....	LW	43	3	0	0	0	9
BELL, Brendan (05/06 to 06/07).....	D	36	1	0	0	0	0
BELL, Mark (07/08).....	LW	9	35	4	6	10	60
BELLEFEUILLE, Pete (25/26 to 26/27).....	RW	10	67	14	2	16	34
BENNING, Jim (81/82 to 86/87).....	D	3, 15	364	37	136	173	289
BENTLEY, Max (47/48 to 52/53).....	C	7	354	122	134	256	136
BERARD, Bryan (98/99 to 99/00).....	D	34	102	8	41	49	64
BEREHOWSKY, Drake (90/91 to 94/95; 03/04).....	D	29, 24, 55	133	7	28	35	181
BEREZIN, Sergei (96/97 to 00/01).....	LW	94	357	126	94	220	34
BERG, Aki (00/01 to 05/06).....	D	8	325	10	32	42	172
BERG, Bill (92/93 to 95/96).....	LW	10	196	21	21	42	206
BERUBE, Craig (91/92).....	LW	16	40	5	7	12	109
BIALOWAS, Frank (93/94).....	LW	36	3	0	0	0	12
BIONDA, Jack (55/56).....	D	22	13	0	1	1	18
BLAIR, Andy (28/29 to 35/36).....	C	5, 11, 12	358	74	83	157	290
BLAIR, Charles (48/49).....	RW	14, 22	1	0	0	0	0
BLAIR, George (Dusty) (50/51).....	C	14	2	0	0	0	0
BLAISDELL, Mike (87/88 to 88/89).....	RW	22	27	4	2	6	6
BLAKE, Jason (07/08 to 09/10).....	LW	55	216	50	91	141	94
BLAKE, Mickey (35/36).....	D	3, 20	8	0	0	0	2
BODIE, Troy (13/14 to 14/15).....	RW	40	52	3	7	10	31

ALL-TIME PLAYER ROSTER



NAME (SEASONS PLAYED)	POS	NO(S)	GP	G	A	PTS	PIM
BODNAR, Gus (43/44 to 46/47)	C	8, 21	187	48	105	153	60
BOESCH, Garth (46/47 to 49/50)	D	5, 18	197	9	28	37	205
BOHONOS, Lonny (97/98 to 99/00)	C	16	13	6	3	9	8
BOIMISTRUCK, Fred (81/82 to 82/83)	D	11	83	4	14	18	45
BOISVERT, Serge (82/83)	RW	12	17	0	2	2	4
BOIVIN, Leo (51/52 to 54/55)	D	16, 18, 19, 21	137	3	20	23	186
BOLL, Frank (Buzz) (33/34 to 38/39)	LW	8, 17	213	61	39	100	69
BOLLAND, Dave (13/14)	C	63	23	8	4	12	24
BOLTON, Hugh (49/50 to 56/57)	D	4, 19, 20, 23	235	10	51	61	221
BOOTH, David (14/15 to 14/15)	LW	20	59	7	6	13	25
BOOTHMAN, George (42/43 to 43/44)	RW	14, 16	58	17	19	36	18
BORSCHESKY, Nikolai (92/93 to 94/95)	RW	16	142	48	65	113	38
BOSCHMAN, Laurie (79/80 to 81/82)	C	12	187	39	70	109	406
BOUDREAU, Bruce (76/77 to 82/83)	C	12,19,35, 11,17,28	134	27	42	69	44
BOURGAULT, Leo (26/27)	D	8, 16	22	0	0	0	44
BOUTETTE, Pat (75/76 to 79/80)	RW	15	349	59	82	141	520
BOYCE, Darryl (07/08, 10/11 to 11/12)	C	50, 47	64	6	9	15	49
BOYER, Wally (65/66)	C	15, 18	46	4	17	21	23
BOYES, Brad (15/16)	RW	28	60	8	16	24	12
BOZAK, Tyler (09/10 to present)	C	42	435	107	160	267	124
BRADLEY, Brian (90/91 to 91/92)	C	44	85	10	32	42	68
BRENNAN, T.J. (14/15 to 15/16)	D	25, 29	13	1	1	2	15
BRENNEMAN, John (66/67)	LW	24	41	6	4	10	4
BRENT, Tim (09/10 to 10/11)	C	37	80	8	12	20	33
BREWER, Carl (57/58 to 64/65; 79/80)	D	2, 18, 28, 25	473	19	136	155	917
BREWER, Eric (14/15 to 14/15)	D	2	18	2	3	5	12
BRINDLEY, Doug (70/71)	C	17	3	0	0	0	0
BRITZ, Greg (83/84 to 84/85)	RW	16,32	7	0	0	0	4
BROLL, David (13/14 to present)	LW	46	5	0	1	1	5
BROSSART, Willy (73/74 to 74/75)	D	25	21	0	1	1	22
BROTEN, Aaron (90/91)	LW	21	27	6	4	10	32
BROWN, Arnie (61/62;63/64)	D	16, 22	6	0	0	0	6
BROWN, Connor (15/16 to present)	RW	16	7	1	5	6	0
BROWN, Jeff (97/98)	D	33	19	1	8	9	10
BROWN, Mike (10/11 to 12/13)	RW	18	112	5	8	13	213
BRUBAKER, Jeff (84/85 to 85/86)	LW	23	89	8	4	12	276
BRYDGE, Bill (26/27)	D	3	41	6	3	9	76
BRYDSON, Gord (29/30)	F	14	8	2	0	2	8
BUCHANAN, Al (48/49 to 49/50)	LW	24, 25	4	0	1	1	2
BULLARD, Mike (91/92)	C/LW	22	65	14	14	28	42
BUREGA, Bill (55/56)	D	20	4	0	1	1	4
BURROWS, Dave (78/79 to 80/81)	D	26	151	5	27	32	72
BUTCHER, Garth (94/95)	D	2	45	1	7	8	59
BUTLER, Jerry (77/78 to 79/80)	RW	17	204	24	22	46	130
BYERS, Mike (67/68 to 68/69)	RW	24	15	2	2	4	2
C AFFERY, Jack (54/55)	C	25	3	0	0	0	0
CAHAN, Larry (54/55 to 55/56)	D	20	79	0	8	8	110
CAIN, Francis (25/26)	D	-	23	0	0	0	8
CAMERON, Harry (17/18 to 18/19; 19/20; 20/21 to 22/23)	D	-	105	71	45	116	127
CAMPBELL, Andrew (15/16 to present)	D	48	6	0	1	1	2
CAPUANO, Jack (89/90)	D	26	1	0	0	0	0
CAPUTI, Luca (09/10 to 10/11)	LW	33	35	3	6	9	20
CAREY, George (23/24)	RW	-	4	0	0	0	0
CARLETON, Wayne (65/66 to 69/70)	LW	12, 25	91	10	16	26	60
CARLYLE, Randy (76/77 to 77/78)	D	23, 28	94	2	16	18	82
CARR, Red (43/44)	LW	14	5	0	1	1	4
CARR, Lorne (41/42 to 45/46)	RW	9	236	105	121	226	37
CARRICK, Connor (15/16 to present)	D	8	16	2	2	4	15
CARRICK, Sam (14/15 to 15/16)	C	53	19	1	1	2	13
CARRIERE, Larry (79/80)	D	3	2	0	1	1	0
CARSON, William (26/27 to 28/29)	F	5, 15	96	43	18	61	122
CERESINO, Ray (48/49)	F	16	12	1	1	2	2
CHAMBERLAIN, Murph (37/38 to 39/40)	C/LW	8, 14	131	19	45	64	146
CHAMPAGNE, Andre (62/63)	LW	18	2	0	0	0	0
CHASE, Kelly (96/97 to 97/98)	RW	39	2	0	0	0	27
CHISHOLM, Lex (39/40 to 40/41)	C	9, 22	54	10	8	18	19
CHURCH, Jack (38/39 to 41/42)	D	16, 19, 20	72	1	11	12	114
CIMETTA, Rob (90/91 to 91/92)	LW	34, 14	49	6	7	13	33
CLANCY, Frank (King) (30/31 to 36/37)	D	7, 5	286	52	78	130	383
CLANCY, Terry (68/69 to 69/70;72/73)	RW	7, 21	86	6	6	12	37
CLARK, Wendel (85/86 to 93/94,95/96 to 97/98; 99/00)	LW	17	608	260	181	441	1535

ALL-TIME PLAYER ROSTER



NAME (SEASONS PLAYED)	POS	NO(S)	GP	G	A	PTS	PIM
CLARKSON, David (13/14 to 14/15)	RW	71	118	15	11	26	185
CLEGHORN, Sprague (20/21)	D	-	13	3	5	8	31
CLUNE, Rich (15/16 to present)	LW	25	19	0	4	4	22
COLAIACOVO, Carlo (02/03 to 08/09)	D	8, 45	111	12	21	33	57
COLBORNE, Joe (10/11 to 12/13)	C	32	16	1	5	6	6
CONACHER, Brian (61/62;65/66 to 67/68)	LW	17, 18, 22	133	25	27	52	80
CONACHER, Charlie (29/30 to 37/38)	RW	9, 6	326	200	124	324	411
CONACHER, Pete (57/58)	LW	16	5	0	1	1	5
CONNOLLY, Tim (11/12)	C	12	70	13	23	36	40
CONVERY, Brandon (95/96 to 96/97)	C	12	50	7	10	17	24
COOPER, David (96/97 to 97/98; 00/01)	D	42, 33	30	3	7	10	24
COPP, Robert (42/43;50/51)	D	2, 14	40	3	9	12	26
CORBEAU, Bert (23/24 to 26/27)	D	2	131	18	19	37	338
CORRADO, Frank (15/16 to present)	D	20	39	1	5	6	26
CORRIGAN, Charlie (37/38)	RW	19	3	0	0	0	0
CORSON, Shayne (00/01 to 02/03)	LW	27	197	27	47	74	358
COSTELLO, Les (48/49)	LW	15, 22	15	2	3	5	11
COSTELLO, Rich (83/84;85/86)	C	8, 16	12	2	2	4	2
COTCH, Charlie (24/25)	LW	-	5	0	0	0	0
COTÉ, Sylvain (97/98 to 99/00)	D	3	94	8	31	39	34
COTTON, Harold (Baldy) (28/29 to 34/35)	LW	8, 11, 14	285	68	88	156	252
COUGHLIN, Jack (17/18)	RW	-	5	2	0	2	3
COURTNALL, Russ (83/84 to 88/89)	C	9, 16, 26	309	90	128	218	243
COX, Dan (26/27 to 29/30)	LW	6, 7	116	22	19	41	63
CRABB, Joey (10/11 to 11/12)	RW	46	115	14	27	41	57
CRAIG, Mike (94/95 to 96/97)	RW	9	172	20	30	50	116
CRAIGHEAD, John (96/97)	RW	44	5	0	0	0	10
CRAWFORD, Rusty (17/18 to 18/19)	LW	-	26	8	6	14	102
CREIGHTON, Dave (54/55;58/59 to 59/60)	C	11, 22, 23	62	6	15	21	16
CROSS, Cory (99/00 to 01/02)	D	4	162	10	25	35	168
CROZIER, Joe (59/60)	D	23	5	0	3	3	2
CULLEN, Barry (55/56 to 58/59)	RW	19	164	28	43	71	88
CULLEN, Brian (54/55 to 58/59)	C	14, 16, 18, 22, 27	220	37	60	97	80
CULLEN, John (92/93 to 93/94)	C	19	100	26	45	71	120
CURRAN, Brian (87/88 to 90/91)	D	28	130	3	14	17	512
CZERKAWSKI, Mariusz (05/06)	R	21	19	4	1	5	6
D AHL, Kevin (98/99)	D	4	3	0	0	0	2
DALLMAN, Marty (87/88)	C	35, 15	6	0	1	1	0
D'AMIGO, Jerry (13/14)	RW	29	22	1	2	3	0
DAMPHOUSSE, Vincent (86/87 to 90/91)	LW	10	394	118	211	329	262
DAOUST, Dan (82/83 to 89/90)	C	24	518	87	166	253	540
DARRAGH, Harold (31/32 to 32/33)	F	16	67	6	12	18	6
DAVIDSON, Bob (34/35 to 45/46)	L/RW	4, 5, 17, 18	491	94	160	254	398
DAVIS, Kim (80/81)	C	18	2	0	0	0	4
DAWES, Bob (46/47;48/49 to 49/50)	D	21, 23, 25	17	2	2	4	2
DAY, Clarence (Hap) (24/25 to 36/37)	D	4, 3	538	86	113	199	587
DeBLOIS, Lucien (90/91 to 91/92)	RW	27	92	18	23	41	69
DeGRAY, Dale (87/88)	D	3	56	6	18	24	63
DeMARCO, Ab (42/43)	C	17	4	0	1	1	0
DEMPSEY, Nathan (96/97 to 01/02)	D	43	48	2	12	14	8
DENNENY, Corbett (17/18 to 22/23; 26/27)	RW	5	135	98	41	139	130
DENOIRD, Gerry (22/23)	C	-	17	0	1	1	0
DERLAGO, Bill (79/80 to 85/86)	C	19	378	158	176	334	179
DEVANE, Jamie (13/14 to present)	LW	59	2	0	0	0	0
DEVEAUX, Andre (08/09 to 09/10)	C	56	22	0	1	1	75
DEVEREAUX, Boyd (06/07 to 08/09)	C	22	118	21	27	48	38
DICKENS, Ernie (41/42;45/46)	D	16, 23	25	3	5	8	12
DIDUCK, Gerald (99/00)	D	2	26	0	3	3	33
DiPIETRO, Paul (94/95 to 95/96)	C	25	32	5	5	10	10
DOMI, Tie (89/90; 94/95 to 05/06)	R	40, 8, 28	777	84	112	196	2265
DORATY, Ken (32/33 to 34/35)	F	15	83	15	25	40	22
DOREY, Jim (68/69 to 71/72)	D	8	231	25	74	99	553
DOUGLAS, Kent (62/63 to 66/67)	D	19	283	20	65	85	408
DOWNIE, David (32/33)	C	11, 17	11	0	1	1	2
DRAPER, Bruce (62/63)	F	17	1	0	0	0	0
DRILLON, Gord (36/37 to 41/42)	LW	12, 21	262	127	117	244	42
DRUKEN, Harold (02/03 to 03/04)	C	23, 18	14	0	6	6	4
DUFF, Dick (54/55 to 63/64)	LW	9, 17	582	174	168	342	535
DUNCAN, Art (27/28 to 30/31)	D	4, 11	122	15	14	29	199
DUNDAS, Rocky (89/90)	RW	34	5	0	0	0	14
DUNLAP, Frank (43/44)	F	20	15	0	1	1	2
DUNN, Dave (74/75 to 75/76)	D	4	115	3	19	22	226

ALL-TIME PLAYER ROSTER



NAME (SEASONS PLAYED)	POS	NO(S)	GP	G	A	PTS	PIM
DUPERE, Denis (70/71 to 73/74)	LW	15, 17	192	29	44	73	26
DUPONT, Jerome (86/87)	D	2	13	0	0	0	23
DUPUIS, Philippe (11/12)	C	11	30	0	0	0	16
DURIS, Vitezslav (80/81;82/83)	D	23, 24	89	3	20	23	62
DYE, Cecil (Babe) (19/20; 20/21 to 25/26; 30/31)	RW	6	177	173	42	215	190
E AKINS, Dallas (98/99)	D	2	18	0	2	2	24
EARL, Robbie (07/08)	LW	52	9	0	1	1	0
EASTWOOD, Mike (91/92 to 94/95)	C	21, 32	111	14	23	37	85
ECCLESTONE, Tim (73/74 to 74/75)	LW	16	51	10	15	25	32
EDMUNDSON, Garry (Duke) (59/60 to 60/61)	LW	25	42	4	6	10	47
EHMAN, Gerry (58/59 to 60/61; 63/64)	RW	8, 17	123	26	31	57	40
ELLETT, Dave (90/91 to 96/97)	D	4	446	51	172	223	371
ELLIS, Ron (63/64 to 74/75;77/78 to 80/81)	RW	6, 8, 11	1034	332	308	640	207
ERIKSSON, Anders (01/02 to 02/03)	D	44	38	0	2	2	12
ERIXON, Tim (14/15 to present)	D	33	15	1	0	1	6
ESAU, Leonard (91/92)	D	36	2	0	0	0	0
EVANS, Chris (69/70)	D	26	2	0	0	0	0
EVANS, Daryl (86/87)	LW	3	2	1	0	1	0
EVANS, Paul (76/77 to 77/78)	C	17, 28, 29	11	1	1	2	21
EXELBY, Garnet (09/10)	D	3, 7	51	1	3	4	73
EZINICKI, Bill (44/45 to 49/50)	RW	12, 16, 17	271	56	79	135	525
F AIRCHILD, Kelly (95/96 to 96/97)	C	40, 7	23	0	3	3	4
FARKAS, Jeff (00/01 to 01/02)	RW	19, 20	8	0	2	2	6
FARRISH, Dave (79/80 to 80/81;82/83 to 83/84)	D	23, 28	209	11	69	80	215
FAULKNER, Alex (61/62)	C	8	1	0	0	0	0
FAUSS, Ted (86/87 to 87/88)	D	2, 34	28	0	2	2	15
FENTON, Paul (90/91)	LW	16	30	5	10	15	0
FERGUS, Tom (85/86 to 91/92)	C	19	357	118	179	297	324
FERGUSON, George (72/73 to 77/78)	C	10	359	57	110	167	236
FINGER, Jeff (08/09 to 09/10)	D	4	105	8	25	33	63
FINNIGAN, Frank (31/32;34/35 to 36/37)	RW	12, 20	154	14	26	40	61
FISHER, Alvin (24/25)	RW	-	9	1	0	1	4
FITZGERALD, Tom (02/03 to 03/04)	RW	12	135	11	23	34	109
FLAMAN, Fern (50/51 to 53/54)	D	3, 12	228	4	27	31	368
FLETT, Bill (74/75)	RW	19	77	15	25	40	38
FOLEY, Gerry (54/55)	RW	11	4	0	0	0	8
FOLIGNO, Mike (90/91 to 93/94)	RW	15, 71	129	27	20	47	203
FORSEY, Jack (42/43)	F	17	19	7	9	16	10
FORTIER, Dave (72/73)	D	22	23	1	4	5	63
FOSTER, Alex (07/08)	C	32	3	0	0	0	0
FOWLER, Jim (36/37 to 38/39)	D	3	135	18	29	47	39
FRANCESCHETTI, Lou (89/90 to 90/91)	RW	15	96	22	16	38	157
FRANCIS, Ron (03/04)	C	10	12	3	7	10	0
FRANSON, Cody (11/12 to 14/15)	D	4	236	20	95	115	86
FRASER, Mark (12/13 to 13/14)	D	2, 45	64	0	9	9	118
FRATTIN, Matt (10/11 to 12/13, 14/15 to present)	RW	39	91	15	13	28	33
FROESE, Byron (15/16 to present)	C	56	56	2	3	5	16
FROGREN, Jonas (08/09)	D	24	41	1	6	7	28
FRYCER, Miroslav (81/82 to 87/88)	RW	14	329	115	153	268	374
G AGNE, Paul (88/89)	LW	18, 41	16	3	2	5	6
GAGNER, Dave (95/96)	C	15	28	7	15	22	59
GAMACHE, Simon (07/08)	LW	39	11	2	2	4	6
GAMBLE, Dick (65/66 to 66/67)	LW	9	3	1	0	1	0
GARDINER, Jake (11/12 to present)	D	51	325	28	92	120	93
GARDNER, Cal (48/49 to 51/52)	C	17	219	58	95	153	129
GARDNER, Paul (78/79 to 79/80)	C	18	56	18	15	33	10
GARIEPY, Ray (55/56)	D	2	1	0	0	0	4
GARLAND, Scott (75/76 to 76/77)	C	25	85	13	23	36	91
GARTNER, Mike (93/94 to 95/96)	RW	11	130	53	33	86	62
GAUTHIER, Frederik (15/16 to present)	C	54	7	0	1	1	0
GAVEY, Aaron (02/03 to 03/04)	C	10	5	0	1	1	0
GAVIN, Stewart (80/81 to 84/85)	LW	9, 17	268	34	48	82	214
GIBSON, John (81/82)	D	23	27	0	2	2	67
GILL, Hal (06/07 to 07/08)	D	25	145	8	32	40	143
GILL, Todd (84/85 to 95/96)	D	3, 11, 23, 29	639	59	210	269	922
GILMOUR, Doug (91/92 to 96/97; 02/03)	C	93	393	131	321	452	386
GINGRAS, Gaston (82/83 to 84/85)	D	11	109	17	40	57	26
GIRARD, Ken (56/57 to 57/58;59/60)	RW	27	7	0	1	1	2
GLEASON, Tim (13/14)	D	8	39	1	4	5	55

ALL-TIME PLAYER ROSTER



NAME (SEASONS PLAYED)	POS	NO(S)	GP	G	A	PTS	PIM
GLENNIE, Brian (69/70 to 77/78)	D	24	554	12	98	110	599
GODDEN, Ernie (81/82)	C	18	5	1	1	2	6
GODYNYUK, Alexander (90/91 to 91/92)	D	93	49	3	9	12	75
GOLDHAM, Bob (41/42;45/46 to 46/47)	D	2, 14, 17	79	12	22	34	79
GOLDUP, Hank (39/40 to 42/43)	LW	20, 23	99	29	34	63	28
GORMAN, Ed (27/28)	D	3	19	0	1	1	30
GOVEDARIS, Chris (93/94)	LW	8	12	2	2	4	14
GRABNER, Michael (15/16)	RW	40	80	9	9	18	12
GRABOVSKI, Mikhail (08/09 to 12/13)	C	84	340	91	117	208	237
GRACIE, Bob (30/31 to 32/33)	LW	14	104	26	23	49	60
GRAHAM, Pat (83/84)	LW	23	41	4	4	8	65
GRANBERG, Petter (13/14 to present)	D	26, 8	8	0	0	0	6
GRAY, Alex (28/29)	RW	9	7	0	0	0	2
GREEN, Travis (01/02 to 02/03; 06/07)	C	39	181	23	35	58	149
GREENING, Colin (15/16 to present)	LW	38	30	7	8	15	13
GREIG, Mark (93/94)	RW	11	13	2	2	4	10
GRISDALE, John (72/73;74/75)	D	3	51	1	7	8	80
GROSS, Lloyd (26/27)	LW	11	16	1	1	2	0
GUNNARSSON, Carl (09/10 to 13/14)	D	36	304	15	71	86	92
GUSTAFSSON, Per (97/98)	D	24	22	1	4	5	10
H AGGERTY, Sean (95/96)	LW	52	1	0	0	0	0
HAGMAN, Niklas (08/09 to 09/10)	RW	9	120	42	33	75	27
HALDERSON, Harold (26/27)	D	14	26	1	2	3	36
HALKIDIS, Bob (91/92)	D	33	46	3	3	6	145
HAMEL, Hap (30/31)	F	14	2	0	0	0	4
HAMILTON, Jack (42/43 to 43/44; 45/46)	C	15, 17, 19, 22	138	31	48	79	76
HAMILTON, Jeff (08/09)	RW	51	15	3	3	6	4
HAMILTON, Reg (35/36 to 44/45)	D	3, 5, 20, 22	366	20	77	97	379
HAMILTON, Ryan (11/12 to 12/13)	LW	48	12	0	3	3	2
HAMMARSTROM, Inge (73/74 to 77/78)	LW	11	292	85	82	167	80
HAMMOND, Ken (88/89)	D	29	14	0	2	2	12
HAMPSON, Ted (59/60)	C	14	41	2	8	10	17
HANNAN, Dave (89/90 to 91/92)	C	9	148	19	34	53	153
HANNIGAN, Gord (52/53 to 55/56)	C	17, 22, 23	161	29	31	60	117
HANNIGAN, Pat (59/60)	RW	23	1	0	0	0	0
HANNIGAN, Ray (48/49)	F	16	3	0	0	0	2
HANSON, Christian (08/09 to 10/11)	C	20	42	3	6	9	22
HARLOCK, David (93/94 to 95/96)	D	28,38	8	0	0	0	0
HARRINGTON, Scott (15/16 to 15/16)	D	36	15	0	1	1	4
HARRIS, Bill (55/56 to 64/65)	C	15	610	106	181	287	187
HARRIS, Billy (81/82 to 83/84)	RW	16	146	20	29	49	44
HARRIS, Duke (67/68)	RW	17	4	0	0	0	0
HARRISON, Jay (05/06 to 06/07; 08/09)	D	43	20	0	2	2	18
HARRISON, Jim (69/70 to 71/72)	C	7, 12	175	39	47	86	248
HASSARD, Bob (49/50 to 50/51; 52/53 to 53/54)	C	17, 20, 25	109	9	28	37	18
HAWKINS, Todd (91/92)	RW	8	2	0	0	0	0
HEALEY, Paul (01/02 to 02/03)	RW	26	65	6	14	20	14
HEDIN, Pierre (03/04)	D	3	3	0	1	1	0
HEFFERNAN, Frank (19/20)	D	-	19	0	1	1	10
HENDERSON, Paul (67/68 to 73/74)	LW	19	408	162	156	318	166
HENDRICKSON, Darby (94/95 to 95/96; 96/97 to 98/99)	C/LW	37, 16, 14	233	27	20	47	195
HERBERTS, Jim (27/28)	F	7	43	15	4	19	64
HERON, Bob (Red) (38/39 to 40/41)	C	16, 17, 18	83	20	17	37	24
HEWARD, Jamie (95/96 to 96/97)	D	36, 26	25	1	4	5	6
HICKEY, Pat (79/80 to 81/82)	LW	15, 16	118	38	49	87	65
HIGGINS, Paul (81/82 to 82/83)	RW	17, 29	25	0	0	0	152
HILL, Mel (42/43 to 45/46)	RW	8	146	49	61	110	77
HILLMAN, Larry (60/61 to 67/68)	D	2, 16, 22	265	13	75	88	185
HINSE, Andre (67/68)	LW	23	4	0	0	0	0
HODGSON, Dan (85/86)	C	16	40	13	12	25	12
HOGLUND, Jonas (99/00 to 02/03)	LW	14	325	78	106	184	62
HOGUE, Benoit (94/95 to 95/96)	C/RW	28, 32, 33	56	15	28	43	68
HOLDEN, Josh (02/03 to 03/04)	C	9	6	1	0	1	2
HOLLAND, Peter (13/14 to present)	C	24	166	25	37	62	75
HOLLETT, Bill (Flash) (33/34 to 35/36)	D	3, 15	63	11	20	31	50
HOLLWEG, Ryan (08/09)	LW	44	25	0	2	2	38
HOLWAY, Albert (23/24 to 25/26)	D	-	42	3	2	5	20
HOLZER, Korbinian (10/11, 12/13, 14/15)	D	55	58	2	7	9	55
HOPKINS, Larry (77/78)	LW	12	2	0	0	0	0
HORNE, George (28/29)	F	8	39	9	3	12	32

ALL-TIME PLAYER ROSTER



NAME (SEASONS PLAYED)	POS	NO(S)	GP	G	A	PTS	PIM
HORNER, Reginald (Red) (28/29 to 39/40)	D	2, 11, 15	490	42	110	152	1264
HORTON, Tim (49/50;51/52 to 69/70)	D	7, 16, 20	1185	109	349	458	1389
HORVATH, Bronco (62/63)	C	17	9	0	4	4	12
HOTHAM, Greg (79/80 to 81/82)	D	2, 4, 8	60	4	11	15	21
HOUSLEY, Phil (02/03)	D	96	1	0	0	0	2
HOWARD, Jack (36/37)	D	21	2	0	0	0	0
HOWE, Syd (31/32)	C	3, 15	3	0	0	0	0
HUARD, Roland (30/31)	F	9	1	1	0	1	0
HUBICK, Greg (75/76)	D	19	72	6	8	14	10
HUDSON, Mike (95/96)	C	15	27	2	0	2	29
HUNWICK, Matt (15/16 to present)	D	2	60	2	8	10	32
HURST, Ron (55/56 to 56/57)	RW	21, 22	64	9	7	16	70
HUTCHISON, Dave (78/79 to 79/80;83/84)	D	23, 33	157	5	24	29	400
HYMAN, Zach (15/16 to present)	LW	11	16	4	2	6	18
I AFRATE, Al (84/85 to 90/91)	D	33	472	81	169	250	546
IHNACAK, Miroslav (85/86 to 86/87)	LW	27	55	8	9	17	39
IHNACAK, Peter (82/83 to 89/90)	C	18, 15	417	102	165	267	175
IMLACH, Brent (65/66 to 66/67)	F	9, 24	3	0	0	0	0
INGOLDSBY, Jack (42/43 to 43/44)	RW	11, 20	29	5	1	6	15
INTRANUOVO, Ralph (96/97)	C	20	3	0	1	1	0
IRWIN, Brayden (09/10)	C	44	2	0	0	0	0
JACKMAN, Ric (02/03 to 03/04)	D	55	71	2	6	8	54
JACKSON, Art (34/35 to 36/37;44/45)	C	15, 16, 17, 18, 20	113	17	31	48	26
JACKSON, Harvey (Busher) (29/30 to 38/39)	LW	9, 11, 17	432	186	165	351	342
JACKSON, Jeff (84/85 to 86/87)	LW	12, 25	77	9	10	19	90
JACKSON, Stan (21/22 to 24/25)	LW	-	26	1	1	2	6
JACOBS, Paul (18/19)	D	-	1	0	0	0	0
JAMES, Gerry (54/55 to 57/58;59/60)	RW	11, 16, 19	149	14	26	40	257
JAMES, Val (86/87)	LW	28	4	0	0	0	14
JARRETT, Gary (60/61)	LW	24	1	0	0	0	0
JARRY, Pierre (71/72 to 73/74)	LW	8	103	24	30	54	65
JARVIS, James (Bud) (36/37)	LW	17	24	1	0	1	0
JARVIS, Wes (84/85 to 87/88)	C	11, 12, 32	29	1	1	2	4
JEFFREY, Larry (65/66 to 66/67)	LW	15, 22	76	12	18	30	49
JENKINS, Roger (30/31)	D	12	21	0	0	0	12
JENNINGS, Grant (94/95)	D	3	10	0	2	2	7
JOHANSEN, Bill (49/50)	C	21	1	0	0	0	0
JOHANSEN, Trevor (77/78 to 78/79;81/82)	D	2, 4	132	4	21	25	134
JOHANSSON, Calle (03/04)	D	9	8	0	6	6	0
JOHNSON, Craig (03/04)	LW	33	10	1	1	2	6
JOHNSON, Danny (69/70)	C	22	1	0	0	0	0
JOHNSON, Mike (96/97 to 99/00)	RW	20	226	48	72	120	86
JOHNSON, Terry (86/87)	D	20, 34	48	0	1	1	104
JOHNSTON, Greg (90/91 to 91/92)	RW	16	4	0	1	1	5
JOHNSTONE, Ross (43/44 to 44/45)	D	12	42	5	4	9	14
JOKINEN, Olli (14/15)	C	11	6	0	1	1	2
JONES, Buck (42/43)	D	14	16	0	0	0	22
JONES, Jim (77/78 to 79/80)	C	16	148	13	18	31	68
JONSSON, Kenny (94/95 to 95/96)	D	19	89	6	29	35	38
JOYAL, Ed (65/66)	C	24	14	0	2	2	2
JUZDA, Bill (48/49 to 51/52)	D	18	211	3	29	32	220
KABERLE, Tomas (98/99 to 10/11)	D	15	878	83	437	520	246
KADRI, Nazem (09/10 to present)	C	43	326	18	116	197	207
KAMPMAN, Rudolph (Bingo) (37/38 to 41/42)	D	7, 17, 20	189	14	30	44	287
KAPANEN, Kasper (15/16 to present)	RW	37	9	0	0	0	2
KARPOVTSEV, Alexander (98/99 to 99/00)	D	52	125	5	39	44	106
KASZYCKI, Mike (79/80 to 80/81; 82/83)	C	14, 16, 20	53	5	19	24	22
KEELING, Butch (26/27 to 27/28)	LW	8, 10	73	21	8	29	81
KEENAN, Larry (61/62)	LW	8	2	0	0	0	0
KEHOE, Rick (71/72 to 73/74)	RW	16, 17	184	59	72	131	32
KELLY, Leonard (Red) (59/60 to 66/67)	C	4	470	119	232	351	74
KELLY, Pep (34/35 to 39/40)	F	5, 9, 15, 16	230	55	46	101	98
KEMP, Stanley (48/49)	D	16	1	0	0	0	2
KENDALL, William (36/37)	F	24	15	2	4	6	4
KENNEDY, Forbes (68/69)	C	22	13	0	3	3	24
KENNEDY, Mike (97/98)	C	39	13	0	1	1	14
KENNEDY, Ted (42/43 to 54/55;56/57)	C	9, 10, 12, 20	696	231	329	560	432
KEON, Dave (60/61 to 74/75)	C	14	1062	365	493	858	75

ALL-TIME PLAYER ROSTER



NAME (SEASONS PLAYED)	POS	NO(S)	GP	G	A	PTS	PIM
KESSEL, Phil (09/10 to 14/15)	RW	81	446	181	213	394	140
KHAVANOV, Alexander (05/06)	D	25	64	6	6	12	60
KHRISTICH, Dmitri (99/00 to 00/01)	RW	19, 8	80	15	24	39	32
KILGER, Chad (03/04 to 07/08)	LW	18	219	42	33	75	141
KILREA, Hec (33/34 to 34/35)	LW	12	89	21	26	47	31
KING, Derek (97/98 to 99/00)	LW	7	161	45	53	98	65
KING, Kris (97/98 to 99/00)	LW	12	188	7	9	16	359
KIRTON, Mark (79/80 to 80/81)	C	20	13	1	0	1	2
KITCHEN, Bill (84/85)	D	26	29	1	4	5	27
KLEE, Ken (03/04 to 05/06)	D	22	122	7	37	44	102
KLUKAY, Joe (46/47 to 51/52; 54/55 to 55/56)	LW	8, 17, 19	416	76	94	170	138
KNOX, Paul (54/55)	RW	11	1	0	0	0	0
KOHN, Ladislav (98/99)	RW	39	16	1	3	4	4
KOLESAR, Mark (95/96 to 96/97)	RW	37	28	2	2	4	14
KOMAROV, Leo (12/13, 14/15 to present)	C	47	171	31	40	71	76
KOMISAREK, Mike (09/10 to 12/13)	D	8	158	2	17	19	169
KONDRATIEV, Maxim (03/04)	D	34	7	0	0	0	2
KORDIC, John (88/89 to 90/91)	RW	27	104	10	6	16	446
KORN, Jim (81/82 to 84/85)	LW/D	20	197	26	43	69	708
KOROLEV, Igor (97/98 to 00/01)	C/LW	22	297	60	101	161	118
KOSTKA, Mike (12/13)	D	53	35	0	8	8	27
KOTSOPOULOS, Chris (85/86 to 88/89)	D	26	182	11	37	48	22
KOZAK, Les (61/62)	F	8	12	1	0	1	2
KOZUN, Brandon (14/15 to 14/15)	RW	67	20	2	2	4	6
KRAFTCHECK, Steve (58/59)	D	4	8	1	0	1	0
KRONWALL, Staffan (05/06, 07/08)	D	44	52	0	1	1	21
KRUSHELNYSKI, Mike (90/91 to 93/94)	C	26	269	50	63	113	210
KUBINA, PAVEL (06/07 to 08/09)	D	31, 73, 77	215	32	69	101	258
KUDASHOV, Alexei (93/94)	C	20	25	1	0	1	4
KULEMIN, Nikolai (08/09 to 13/14)	LW	41	421	84	111	195	112
KURTENBACH, Orland (65/66)	C	25	70	9	6	15	54
KURVERS, Tom (89/90 to 90/91)	D	25	89	15	40	55	37
KYPREOS, Nick (95/96 to 97/98)	LW	32	54	4	3	7	92
L ACROIX, Eric (93/94)	LW	37, 41	3	0	0	0	2
LAICH, Brooks (15/16 to present)	C	23	21	1	6	7	2
LANDON, Larry (84/85)	RW	11	7	0	0	0	2
LANGELLE, Peter (38/39 to 41/42)	C	8, 21	137	22	51	73	11
LANZ, Rick (86/87 to 88/89)	D	4	151	9	50	59	115
LAROSE, Guy (91/92 to 93/94)	RW	11	53	10	7	17	45
LASHOFF, Matt (10/11)	D	29	11	0	1	1	6
LAUGHLIN, Craig (88/89)	RW	14, 18	66	10	13	23	41
LAWLESS, Paul (88/89 to 89/90)	LW	20	13	0	1	1	0
LAXDAL, Derek (84/85 to 88/89)	RW	15, 28, 35	51	9	6	15	84
LEBDA, Brett (10/11)	D	23	41	1	3	4	14
LEEB, Brad (03/04)	RW	38	1	0	0	0	0
LEEMAN, Gary (83/84 to 91/92)	RW	4, 11, 16	545	176	231	407	463
LEETCH, Brian (03/04)	D	2	15	2	13	15	10
LEFEBVRE, Sylvain (92/93 to 93/94)	D	2	165	4	21	25	169
LEIPSEC, Brendan (15/16 to present)	LW	49	6	1	2	3	2
LEIVO, Josh (13/14 to present)	LW	32	28	7	1	8	10
LEVINSKY, Alex (30/31 to 33/34)	D	3, 16	150	11	21	32	130
LEWICKI, Danny (50/51 to 53/54)	LW	21, 23	123	21	31	52	66
LEY, Rick (68/69 to to 71/72)	D	2, 26	229	8	54	62	416
LIDDINGTON, Bob (70/71)	LW	26	11	0	1	1	2
LILES, John-Michael (11/12 to 13/14)	D	24, 26	104	9	29	38	24
LINDBERG, Tobias (15/16 to present)	RW	46	6	0	2	2	4
LINDROS, Eric (05/06)	C	88	33	11	11	22	43
LINDSTROM, Joakim (14/15 to 14/15)	C	15	19	1	3	4	4
LINSEMAN, Ken (91/92)	C	13	2	0	0	0	2
LITZENBERGER, Ed (61/62 to 63/64)	RW	25	114	17	23	40	24
LOISELLE, Claude (90/91 to 91/92)	C	15	71	7	10	17	104
LOMBARDI, Matthew (11/12)	C	15	62	8	10	18	10
LOOV, Viktor (15/16 to present)	D	55	4	0	2	2	0
LOUGHLIN, Wilf (23/24)	D/LW	-	14	0	0	0	2
LOWREY, Gerald (27/28 to 28/29)	LW	9, 14	53	9	14	23	53
LUCE, Don (81/82)	C	20	39	4	4	8	32
LUMME, Jyrki (01/02 to 02/03)	D	25	124	10	19	29	64
LUNDMARK, Jamie (09/10)	C	16	15	1	2	3	16
LUNDRIGAN, Joe (72/73)	D	2	49	2	8	10	20
LUPUL, Joffrey (10/11 to present)	LW	19	280	88	94	182	161
LYNN, Vic (46/47 to 49/50)	D/LW	14	213	32	58	90	172

ALL-TIME PLAYER ROSTER



NAME (SEASONS PLAYED)	POS	NO(S)	GP	G	A	PTS	PIM
M acARTHUR, Clarke (10/11 to 12/13)	LW	16	195	49	76	125	100
MacDONALD, Parker (52/53; 54/55)	LW	21	63	8	3	11	36
MacKASEY, Blair (76/77)	D	16	1	0	0	0	2
MacKELL, Fleming (47/48 to 51/52)	C	16, 22	152	22	35	57	58
MacLEAN, Don (00/01 to 01/02)	C	37	3	0	1	1	2
MacMILLAN, Bill (70/71 to 71/72)	RW	12, 23	137	32	26	58	81
MacMILLAN, John (60/61 to 63/64)	RW	8, 24, 25	81	5	6	11	32
MacNEIL, Al (55/56 to 57/58; 59/60)	D	11, 22, 24	71	4	8	12	97
MacWILLIAM, Andrew (14/15 to 14/15)	D	57	12	0	2	2	12
MACOUN, Jamie (91/92 to 97/98)	D	34	466	13	88	101	506
MAGGS, Darryl (79/80)	D	24	5	0	0	0	0
MAGNAN, Marc (82/83)	LW	35	4	0	1	1	5
MAGUIRE, Kevin (86/87; 90/91 to 91/92)	RW	28, 18	88	10	5	15	258
MAHOVLICH, Frank (56/57 to 67/68)	LW	26, 27	720	296	301	597	782
MAIR, Adam (99/00 to 00/01)	C	21	24	1	2	3	20
MALONEY, Dan (77/78 to 81/82)	LW	9	270	65	84	149	538
MALONEY, Phil (50/51; 52/53)	C	23, 25	30	3	6	9	2
MANDERVILLE, Kent (91/92 to 94/95)	LW	18	136	8	15	23	102
MANN, Norm (38/39; 40/41)	RW	8, 19, 21	31	0	3	3	4
MANNO, Bob (81/82)	D	3, 18	72	9	41	50	67
MANSON, Dave (00/01 to 01/02)	D	3	87	4	8	12	103
MARCHINKO, Brian (70/71 to 71/72)	C	22	5	0	0	0	0
MARCHMENT, Bryan (03/04)	D	27	75	1	3	4	106
MARINCIN, Martin (15/16 to present)	D	52	65	1	6	7	34
MARKER, Gus (38/39 to 40/41)	RW	14, 18	112	23	20	43	36
MARKLE, Jack (35/36)	F	21	8	0	1	1	0
MARKOV, Danny (97/98 to 00/01)	D	55	200	9	36	45	137
MARKS, Jack (17/18)	LW/D	-	5	0	0	0	0
MAROIS, Daniel (88/89 to 91/92)	RW	32	285	106	80	186	346
MARSH, Brad (88/89 to 90/91)	D	3	179	2	28	30	189
MARSH, Gary (68/69)	LW	18	1	0	0	0	0
MARSHALL, Don (71/72)	LW	22	50	2	14	16	0
MARSHALL, Paul (80/81 to 81/82)	LW	15, 28	23	2	4	6	4
MARSHALL, Willie (52/53; 54/55 to 55/56; 58/59)	C	8, 21, 24	31	1	5	6	2
MARTIN, Jack (60/61)	F	24	1	0	0	0	0
MARTIN, Matt (93/94 to 97/98)	D	33, 3	76	0	5	5	71
MARTIN, Terry (79/80 to 83/84)	LW	25	317	83	76	159	152
MARTIN, Tom (67/68)	RW	17	3	1	0	1	0
MASNICK, Paul (57/58)	C	8	41	2	9	11	14
MATHERS, Frank (48/49 to 49/50; 51/52)	D	20	23	1	3	4	4
MATTE, Joe (19/20)	RW/D	-	17	8	3	11	19
MATTHIAS, Shawn (15/16)	LW	23	51	6	11	17	12
MAXWELL, Brad (85/86)	D	4	52	8	18	26	108
MAXWELL, Wally (52/53)	F	26	2	0	0	0	0
MAY, Brad (08/09)	LW	10	38	1	1	2	61
MAYER, Shep (42/43)	F	18, 22	12	1	2	3	4
MAYERS, Jamal (08/09 to 09/10)	RW	21	115	9	15	24	160
McADAM, Gary (85/86)	LW	12	15	1	6	7	0
McALLISTER, Chris (98/99 to 99/00)	D	33	56	0	5	5	107
McBRIDE, Cliff (29/30)	D	12	1	0	0	0	0
McCABE, Bryan (00/01 to 07/08)	D	24	523	83	214	297	785
McCAFFREY, Bert (24/25 to 27/28)	D	7	118	30	19	49	106
McCAULEY, Alyn (97/98 to 02/03)	C	18	304	33	49	82	52
McCLELLAND, Kevin (91/92)	RW	20	18	0	1	1	33
McCLEMENT, Jay (12/13 to 13/14)	C	11	129	12	15	27	43
McCORMACK, John (47/48 to 50/51)	C	20	84	12	13	25	2
McCOURT, Dale (83/84)	C	12	72	19	24	43	10
McCREARY, Bill (80/81)	RW	28	12	1	0	1	4
McCREEDY, John (41/42; 44/45)	RW	14, 20	64	17	12	29	25
McCUTCHEON, Darwin (81/82)	D	2	1	0	0	0	2
McDONALD, Jack (20/21)	LW	-	6	0	0	0	2
McDONALD, Lanny (73/74 to 79/80)	RW	7	477	219	240	459	372
McDONALD, Wilfred (Bucko) (38/39 to 43/44)	D	3, 19	195	17	53	70	116
McGILL, Bob (81/82 to 86/87; 92/93)	D	4, 8, 15, 26	317	4	25	29	988
McINTYRE, John (89/90 to 90/91)	C	44	72	5	15	20	142
McINTYRE, Larry (69/70; 72/73)	D	25	41	0	3	3	26
McKECHNIE, Walt (78/79 to 79/80)	C	11	133	32	72	104	22
McKEGG, Greg (13/14 to 14/15)	C	39	4	0	0	0	0
McKENNA, Sean (87/88 to 89/90)	RW	8, 21	48	5	6	11	32
McKENNEY, Don (63/64 to 64/65)	C	17	67	15	30	45	8

ALL-TIME PLAYER ROSTER



NAME (SEASONS PLAYED)	POS	NO(S)	GP	G	A	PTS	PIM
McKENNY, Jim (65/66 to 77/78)	D	18, 25	594	81	246	327	292
McLAREN, Fraser (12/13 to present)	LW	38	62	3	2	5	179
McLEAN, Jack (42/43 to 44/45)	C	7, 18	67	14	24	38	76
McLELLAN, John (51/52)	C	14	2	0	0	0	0
McLLWAIN, Dave (91/92 to 92/93)	C	7	77	15	6	21	34
McRAE, Basil (83/84 to 84/85)	LW	26	4	0	0	0	19
McRAE, Chris (87/88 to 88/89)	LW	27, 29, 32	14	0	0	0	77
McRAE, Ken (92/93 to 93/94)	C	36, 40	11	1	1	2	38
MEEHAN, Gerry (68/69)	C	26, 27	25	0	2	2	2
MEEKER, Howie (46/47 to 53/54)	RW	11, 15	346	83	102	185	329
MEEKING, Harry (17/18 to 18/19)	LW	-	35	17	12	29	60
MELROSE, Barry (80/81 to 82/83)	D	26	173	5	15	20	420
METZ, Don (39/40 to 41/42; 45/46 to 48/49)	RW	8, 10, 11, 15, 18, 19	172	20	35	55	42
METZ, Nick (34/35 to 41/42; 44/45 to 47/48)	LW	5, 15, 16, 17, 19	518	131	119	250	149
MICHALEK, Milan (15/16 to present)	LW	18	13	1	5	6	6
MICKEY, Larry (68/69)	RW	12	55	8	19	27	43
MIGAY, Rudy (49/50; 51/52 to 59/60)	C	11, 14, 21, 22	418	59	92	151	293
MIKOL, Jim (62/63)	D	16	4	0	1	1	2
MILLAR, Mike (90/91)	RW	36	7	2	2	4	2
MILLER, Earl (31/32)	F	15	15	3	3	6	10
MIRONOV, Dmitri (92/93 to 94/95)	D	15	175	22	63	85	146
MITCHELL, John (08/09 to 10/11)	C	39	159	20	35	55	76
MODIN, Fredrik (96/97 to 98/99)	RW	19	217	38	38	76	91
MOFFAT, Lyle (72/73; 74/75)	LW	26	23	2	7	9	13
MOGILNY, Alexander (01/02 to 03/04)	RW	89	176	65	101	166	32
MOMESSO, Sergio (95/96)	LW	7	54	7	8	15	112
MONAHAN, Garry (70/71 to 74/75; 78/79)	LW	14, 20	375	55	80	135	274
MOORE, Dick (64/65)	RW	16	38	2	4	6	68
MOORE, Dominic (07/08 to 08/09)	C	19	101	16	39	55	83
MORO, Marc (01/02)	D	33	2	0	0	0	2
MORRIS, Moe (43/44 to 45/46)	D	5	117	13	28	41	50
MORRISON, Jim (51/52 to 57/58)	D	3, 14, 21, 22, 24	399	23	87	110	358
MORTSON, Gus (46/47 to 51/52)	D	3, 19	371	21	71	92	709
MUELLER, Marcel (10/11)	LW	45	3	0	0	0	2
MULHERN, Richard (79/80)	D	8	26	0	10	10	11
MULLER, Kirk (95/96 to 96/97)	C/LW	21	102	29	33	62	127
MUMMERY, Harry (17/18 to 18/19)	D	-	31	5	3	8	71
MUNI, Craig (81/82 to 82/83; 84/85 to 85/86)	D	26, 32, 33, 34	19	0	2	2	6
MUNRO, Gerry (25/26)	D	-	4	0	0	0	0
MURPHY, Larry (95/96 to 96/97)	D	55	151	19	81	100	54
MURRAY, Ken (69/70 to 70/71)	D	3, 7	5	0	1	1	2
MURRAY, Randy (69/70)	D	3	3	0	0	0	2
N ATTRESS, Ric (91/92)	D	2	36	2	14	16	32
NEDVED, Zdenek (94/95 to 96/97)	RW	45, 20, 10	31	4	6	10	14
NEELY, Bob (73/74 to 77/78)	LW	3	261	36	53	89	264
NELSON, Gord (69/70)	D	27	3	0	0	0	11
NESTERENKO, Eric (51/52 to 55/56)	RW	16, 19, 25	206	43	36	79	261
NEVILLE, Mike (24/25 to 25/26)	C	-	46	4	5	9	12
NEVIN, Bob (57/58 to 58/59; 60/61 to 63/64)	RW	11	250	55	100	155	55
NEWBURY, Kris (06/07 to 08/09)	C	54	44	3	3	6	60
NIEUWENDYK, Joe (03/04)	C	25	64	22	28	50	26
NIGHBOUR, Frank (29/30)	C	7	22	2	0	2	2
NIGRO, Frank (82/83 to 83/84)	C	16, 32	68	8	18	26	39
NOBLE, Reg (17/18 to 24/25)	LW/C	-	160	125	59	184	329
NOLAN, Owen (02/03 to 03/04)	RW	11	79	26	34	60	126
NOLAN, Paddy (21/22)	LW/D	-	2	0	0	0	0
NYKOLUK, Mike (56/57)	RW	24, 27	32	3	1	4	20
NYLANDER, William (15/16 to present)	C	39	22	6	7	13	4
NYLUND, Gary (82/83 to 85/86)	D	2, 8	218	7	50	57	398
O 'BYRNE, Ryan (12/13)	D	23	8	1	1	2	6
O'FLAHERTY, Gerry (71/72)	LW	16	2	0	0	0	0
OLCZYK, Ed (87/88 to 90/91)	C	16	257	116	151	267	221
OLIVER, Murray (67/68 to 69/70)	C	11	226	44	90	134	50
OLMSTEAD, Bert (58/59 to 61/62)	LW	16	246	56	109	165	231
ONDRUS, Ben (05/06 to 08/09)	RW	25, 26, 46	52	0	2	2	77
O'NEILL, Jeff (05/06 to 06/07)	R	92	148	39	41	80	118
O'NEILL, Tom (Windy) (43/44 to 44/45)	RW	18	66	10	12	22	53
ORESKOVIC, Phil (08/09)	D	40	10	1	1	2	21
ORR, Colton (09/10 to 14/15)	RW	28	232	8	5	13	637

ALL-TIME PLAYER ROSTER



NAME (SEASONS PLAYED)	POS	NO(S)	GP	G	A	PTS	PIM
OSBORNE, Mark (86/87 to 90/91; 91/92 to 93/94)....	LW	12, 21	426	94	160	254	563
OSBURN, Randy (72/73).....	LW	16	26	0	2	2	0
P AIEMENT, Wilf (79/80 to 81/82)	RW	14,99	187	78	125	203	420
PANIK, Richard (14/15 to present).....	RW	18	76	11	6	17	49
PAPPIN, Jim (63/64 to 67/68).....	RW	17, 18	223	54	46	100	200
PARENTEAU, P.A. (15/16).....	RW	15	77	20	21	41	68
PARISE, Jean Paul (67/68).....	LW	17	1	0	1	1	0
PARSONS, George (36/37 to 38/39).....	LW	16, 18, 25	64	12	13	25	17
PATTERSON, George (26/27 to 27/28).....	RW	6	29	5	2	7	34
PEARSON, Rob (91/92 to 93/94).....	RW	12	192	49	42	91	458
PEARSON, Scott (88/89 to 90/91; 96/97).....	LW	18, 22	63	5	11	16	114
PECA, Michael (06/07).....	C	27	35	4	11	15	60
PEDERSON, Tom (96/97).....	D	24	15	1	2	3	9
PELYK, Mike (67/68 to 73/74; 76/77 to 77/78).....	D	4, 20, 21, 28	441	26	88	114	566
PERCY, Stuart (14/15 to 15/16).....	D	50	12	0	3	3	2
PERLINI, Fred (81/82; 83/84).....	C	8,28,29,32,34	8	2	3	5	0
PERREAULT, Yanic (93/94; 98/99 to 00/01; 06/07)....	C	44, 94	176	54	69	123	90
PERROTT, Nathan (03/04 to 05/06).....	R	26	43	1	2	3	118
PETIT, Michel (90/91 to 91/92).....	D	22, 24	88	10	32	42	217
PETTINGER, Eric (28/29 to 29/30).....	LW	10	68	7	12	19	64
PHANEUF, Dion (09/10 to 15/16).....	D	3	423	45	151	196	598
PICARD, Robert (80/81).....	D	4	59	6	19	25	68
PILAR, Karel (01/02 to 03/04).....	D	29	90	6	24	30	42
PILOTE, Pierre (68/69).....	D	2	69	3	18	21	46
PLANTE, Cam (84/85).....	D	11	2	0	0	0	0
PODDUBNY, Walt (81/82 to 85/86).....	LW	8, 12	186	59	86	145	178
PODOLLAN, Jason (96/97 to 98/99).....	LW	7	14	0	3	3	6
POHL, John (05/06 to 07/08).....	C	21, 53	114	17	21	38	24
POILE, Norman (Bud) (42/43 to 43/44; 45/46 to 47/48)....	C	7, 11, 16, 25	131	44	52	96	52
POLAK, Roman (14/15 to present).....	D	46	111	6	16	22	104
PONIKAROVSKY, Alexei (00/01 to 09/10).....	LW	23, 39, 22	477	114	143	257	318
PRATT, Tracy (76/77).....	D	4	11	0	1	1	8
PRATT, Walter (Babe) (42/43 to 45/46).....	D	2, 12	181	52	108	160	149
PRENTICE, Eric (43/44).....	D	17	5	0	0	0	4
PRESLEY, Wayne (95/96).....	RW	18	19	2	2	4	14
PRICE, Noel (57/58 to 58/59).....	D	23	29	0	0	0	9
PRIMEAU, Joe (27/28 to 35/36).....	C	7, 10, 15	310	66	177	243	105
PRIMEAU, Wayne (09/10).....	C	18	59	3	5	8	35
PROCHAZKA, Martin (97/98).....	LW	21	29	2	4	6	8
PRODGER, Goldie (19/20)	D/F	-	16	8	6	14	4
PRONOVOST, Marcel (65/66 to 69/70).....	D	3	223	8	40	48	134
PUDAS, Albert (26/27).....	LW	14	4	0	0	0	0
PULFORD, Bob (56/57 to 69/70).....	C	20	947	251	312	563	691
Q UENNEVILLE, Joel (78/79 to 79/80).....	D	3	93	3	13	16	84
QUINN, Pat (68/69 to 69/70).....	D	23	99	2	12	14	183
R AMAGE, Rob (89/90 to 90/91).....	D	8	160	18	66	84	375
RAMSEY, Beattie (27/28).....	D	2	43	0	2	2	10
RANDALL, Ken (17/18 to 22/23)	RW/D	-	127	49	32	81	329
RANGER, Paul (13/14).....	D	15	53	6	8	14	36
RAYMOND, Mason (13/14).....	LW	12	82	19	26	45	22
REAUME, Marc (54/55 to 59/60).....	D	2, 25	267	8	39	47	257
REGAN, Larry (58/59 to 60/61).....	RW	8	116	11	42	53	10
REICHEL, Robert (01/02 to 03/04).....	C	21	228	43	80	123	82
REID, David (52/53; 54/55 to 55/56).....	F	18, 25	7	0	0	0	0
REID, Dave (88/89 to 90/91).....	LW	34, 14	216	33	53	86	49
REID, Reg (24/25 to 25/26)	LW	-	39	1	0	1	4
RIELLY, Morgan (13/14 to present).....	D	44	236	19	73	92	54
RENERG, Mikael (01/02 to 03/04).....	RW	19	197	40	72	112	122
REYNOLDS, Bobby (89/90 to 90/91).....	LW	20	7	1	1	2	0
RIBBLE, Pat (79/80).....	D	3	13	0	2	2	2
RICHARDSON, Luke (87/88 to 90/91; 05/06).....	D	2, 22	299	11	39	50	597
RIDLEY, Mike (94/95).....	C	7	48	10	27	37	14
RIELLY, Morgan (13/14 to present).....	D	44	154	10	46	56	26
RITCHIE, Dave (18/19)	D	-	4	0	0	0	9
ROACH, Mickey (19/20 to 20/21)	C	-	30	12	3	15	6
ROBERT, Rene (70/71; 80/81 to 81/82).....	RW	14	74	19	31	50	45
ROBERTS, Gary (00/01 to 03/04).....	LW	7	237	83	74	157	266
ROBERTSON, Fred (31/32; 33/34).....	D	17	10	0	0	0	23
ROBIDAS, Stephane (14/15 to present).....	D	12	52	1	6	7	34

ALL-TIME PLAYER ROSTER



NAME (SEASONS PLAYED)	POS	NO(S)	GP	G	A	PTS	PIM
RODDEN, Edmund (27/28)	F	12	25	3	6	9	36
ROMNES, Doc (38/39)	F	7	36	7	16	23	0
ROOT, Bill (84/85 to 86/87)	D	25, 28	96	4	5	9	89
ROSEHILL, Jay (09/10 to 11/12)	LW	38	72	2	3	5	198
ROUSE, Bob (90/91 to 93/94)	D	28, 3	237	13	45	58	338
RUPP, Duane (64/65 to 67/68)	D	3, 4, 17	78	1	9	10	42
RYCHEL, Warren (94/95)	LW	21	26	1	6	7	101
S ABOURIN, Bob (51/52)	RW	16	1	0	0	0	2
SABOURIN, Gary (74/75)	RW	15	55	5	18	23	26
SACCO, David (93/94)	C	7	4	1	1	2	4
SACCO, Joe (90/91 to 92/93)	LW	20, 24	60	11	13	24	16
SAGANIUK, Rocky (78/79 to 82/83)	RW	7, 8	230	56	62	118	164
SALMING, Borje (73/74 to 88/89)	D	21	1099	148	620	768	1292
SAMIS, Phil (49/50)	D	23	2	0	0	0	0
SANDS, Charlie (32/33 to 33/34)	C	3, 16, 17	48	8	11	19	2
SANTORELLI, Mike (14/15)	C	25	57	11	18	29	8
SCHENN, Luke (08/09 to 11/12)	D	2	310	14	61	75	217
SCHNEIDER, Mathieu (95/96 to 97/98)	D	72	115	18	38	56	74
SCHRINER, Dave (Sweeney) (39/40 to 42/43; 44/45 to 45/46)	LW	11	244	109	83	192	75
SCHUTT, Rod (85/86)	LW	25	6	0	0	0	0
SCOTT, Ganton (22/23 to 23/24; 26/27)	RW	7	21	0	0	0	0
SECORD, Al (87/88 to 88/89)	LW	20	114	20	37	57	292
SEDLBAUER, Ron (80/81)	LW	18	21	10	4	14	14
SEILING, Rod (62/63; 74/75 to 75/76)	D	16, 17	138	8	29	37	86
SELBY, Brit (64/65 to 66/67; 68/69 to 70/71)	LW	8, 11, 15	169	29	30	59	93
SELWOOD, Brad (70/71 to 71/72)	D	3	100	6	27	33	71
SEMENKO, Dave (87/88)	F	27	70	2	3	5	107
SEROWIK, Jeff (90/91)	D	34	1	0	0	0	0
SHACK, Eddie (60/61 to 66/67; 73/74 to 74/75)	RW	23	504	99	96	195	676
SHAND, Dave (80/81; 82/83)	D	3, 4	48	0	5	5	62
SHANNON, Darryl (88/89 to 92/93)	D	4, 14, 24, 28, 29, 34	98	3	13	16	52
SHAY, Norm (25/26)	D/RW	-	22	3	1	4	18
SHEDDEN, Doug (88/89 to 90/91)	RW	37, 12	24	8	10	18	12
SHILL, Jack (33/34; 35/36 to 36/37)	LW	7, 19, 20, 18	42	4	6	10	26
SIFERS, Jaime (08/09)	D	59	23	0	2	2	18
SILL, Zach (14/15 to 14/15)	C	22	21	0	1	1	24
SITTLER, Darryl (70/71 to 81/82)	C	27	844	389	527	916	763
SJOSTROM, Fredrik (09/10 to 10/11)	LW	11	85	4	6	10	18
SKINNER, Alf (17/18 to 18/19)	RW	-	37	25	9	34	54
SLOAN, Tod (47/48 to 48/49; 50/51 to 57/58)	C	11, 15, 20, 22	549	162	184	346	650
SLY, Darryl (65/66; 67/68)	D	21	19	0	0	0	4
SMEDSMO, Dale (72/73)	LW	23	4	0	0	0	0
SMITH, Art (27/28 to 29/30)	D	2, 3, 12	101	13	6	19	188
SMITH, Ben (15/16 to 15/16)	RW	26	16	2	4	6	0
SMITH, Brad (85/86 to 86/87)	RW	29	89	10	24	34	256
SMITH, D.J. (96/97 to 01/02)	D	4, 24	11	0	1	1	12
SMITH, Floyd (67/68 to 69/70)	RW	17	131	25	34	59	35
SMITH, Glenn (21/22)	D	-	9	0	0	0	0
SMITH, Jason (96/97 to 98/99)	D	25	162	5	29	34	156
SMITH, Sid (46/47 to 57/58)	LW	8, 16, 22, 24	601	186	183	369	94
SMITH, Trevor (13/14 to 14/15)	C	23	82	6	8	14	16
SMITHSON, Jerred (13/14)	C	22	18	0	0	0	9
SMYLIE, Rod (20/21 to 22/23; 24/25 to 25/26)	LW	-	61	3	1	4	4
SMYTH, Greg (93/94; 96/97)	D	28	13	0	1	1	38
SNELL, Chris (93/94)	D	38	2	0	0	0	2
SOLINGER, Bob (51/52 to 54/55)	LW	11, 21, 23, 25	98	10	11	21	19
SOSHNIKOV, Nikita (15/16 to present)	RW	41	11	2	3	5	6
SPALING, Nick (15/16)	C	16	35	1	6	7	18
SPENCE, Gordon (25/26)	LW	-	3	0	0	0	0
SPENCER, Brian (69/70 to 71/72)	LW	15, 22	95	10	20	30	192
SPEYER, Chris (23/24 to 24/25)	D	-	5	0	0	0	0
SPRING, Jesse (26/27)	D	14	2	0	0	0	0
STACKHOUSE, Ted (21/22)	D	-	13	0	0	0	2
STAJAN, Matt (02/03 to 09/10)	C	14, 41	445	87	136	223	247
STALBERG, Viktor (09/10)	LW	45	40	9	5	14	30
STAMLER, Lorne (78/79)	LW	12	45	4	3	7	2
STANLEY, Allan (58/59 to 67/68)	D	26	633	47	186	233	318
STANOWSKI, Wally (39/40 to 41/42; 44/45 to 47/48)	D	2, 3, 16, 20	282	20	74	94	106
STAPLETON, Tim (08/09)	C	42	4	1	0	1	0
STASTNY, Marian (85/86)	RW	10	70	23	30	53	21

ALL-TIME PLAYER ROSTER



NAME (SEASONS PLAYED)	POS	NO(S)	GP	G	A	PTS	PIM
STECKEL, David (11/12 to 12/13)	C	20	89	8	6	14	10
STEEN, Alex (05/06 to 08/09)	LW	10	253	50	76	126	106
STEMKOWSKI, Pete (63/64 to 67/68)	C	12, 25	221	29	64	93	247
STEMPNIAK, Lee (08/09 to 09/10)	RW	12	123	25	36	61	49
STEPHENSON, Bob (79/80)	RW	15	14	2	2	4	4
STEVENS, Mike (89/90)	LW	26	1	0	0	0	0
STEWART, Bill (83/84 to 84/85)	D	17	83	2	19	21	148
STEWART, Gaye (42/43; 45/46 to 47/48)	LW	15, 16, 21	165	81	52	133	52
STEWART, Ron (52/53 to 64/65)	RW	12, 19, 24	838	186	182	368	413
STOTHERS, Mike (87/88)	D	25	18	0	1	1	42
STOUGHTON, Blaine (74/75 to 75/76)	LW	17	121	29	25	54	32
STRALMAN, Anton (07/08 to 08/09)	D	36	88	4	18	22	38
STRONG, Ken (82/83 to 84/85)	LW	23, 32	15	2	2	4	6
STUART, Billy (20/21 to 24/25)	D	-	94	16	15	31	60
SUGLOBOV, Alexander (05/06 to 06/07)	R	19, 9	16	0	0	0	4
SULLIVAN, Frank (49/50; 52/53)	D	25	6	0	0	0	2
SULLIVAN, Steve (96/97 to 99/00)	C	11	154	35	50	85	95
SUNDIN, Mats (94/95 to 07/08)	C	13	981	420	567	987	748
SUTHERLAND, Bill (68/69)	C	15	44	7	5	12	14
SUTTER, Rich (94/95)	RW	20	18	0	3	3	10
SVEHLA, Robert (02/03)	D	67	82	7	38	45	46
SVOBODA, Petr (00/01)	D	23	18	1	2	3	10
SYKES, Bob (74/75)	LW	25	2	0	0	0	0
T AYLOR, Billy (39/40 to 42/43; 45/46)	C	7, 19, 21	222	66	118	184	60
TAYLOR, Harry (46/47; 48/49)	C	17, 21	51	4	9	13	30
TERRION, Greg (82/83 to 87/88)	C	7	427	66	103	169	217
THIBAudeau, Gilles (89/90 to 90/91)	C	7	41	9	18	27	17
THOMAS, Cy (47/48)	F	22	8	1	2	3	4
THOMAS, Steve (84/85 to 86/87; 98/99 to 00/01)	RW	12, 25, 32	377	118	173	291	299
THOMPSON, Errol (70/71; 72/73 to 77/78)	LW	12, 22	365	126	119	245	70
THOMS, Bill (32/33 to 38/39)	C	7, 14, 16, 29	279	68	92	160	115
THOMSON, Jim (45/46 to 56/57)	D	2, 20	717	15	208	223	845
THOMSON, Rhys (42/43)	D	17	18	0	2	2	22
THORNTON, Scott (90/91)	C	24	33	1	3	4	30
TIMGREN, Ray (48/49 to 52/53; 54/55)	LW	22, 23	237	13	43	56	68
TLUSTY, Jiri (07/08 to 09/10)	C	11, 41	74	10	10	20	14
TOMLINSON, Dave (91/92 to 92/93)	C	14, 37	6	0	0	0	4
TOPOROWSKI, Shayne (96/97)	RW	41	3	0	0	0	7
TREMBLAY, Yannick (96/97 to 98/99)	D	38	78	4	11	15	22
TROTTIER, Guy (70/71 to 71/72)	RW	11	113	28	17	45	37
TUCKER, Darcy (99/00 to 07/08)	RW	16	531	148	171	319	756
TURNBULL, Ian (73/74 to 81/82)	D	2	580	112	302	414	651
U LLMAN, Norm (67/68 to 74/75)	C	9	535	166	305	471	160
UNGER, Garry (67/68)	C	15	15	1	1	2	4
V AIVE, Rick (79/80 to 86/87)	RW	22, 20	534	299	238	537	940
VALIEV, Rinat (15/16 to present)	D	29	10	0	0	0	0
VALIQUETTE, Jack (74/75 to 77/78)	C	8	172	33	66	99	52
VALK, Garry (98/99 to 01/02)	RW	10	287	31	63	94	171
van RIEMSDYK, James (12/13 to present)	LW	21	250	89	89	178	125
VAN RYN, Mike (08/09)	D	26	27	3	8	11	14
VEITCH, Darren (88/89; 90/91)	D	25, 26	39	3	8	11	16
VERSTEEG, Kris (10/11)	LW	32	53	14	21	35	29
VERSTRAETE, Leigh (82/83 to 84/85; 87/88)	RW	25, 34, 28	8	0	1	1	14
VOSS, Carl (26/27; 28/29)	C	6	14	0	0	0	0
W ALKER, Kurt (75/76 to 77/78)	LW	26	71	4	5	9	152
WALLIN, Rickard (09/10)	C	51	60	2	7	9	20
WALTON, Mike (65/66 to 70/71)	C	15, 16	257	84	107	191	184
WARD, Dixon (94/95)	RW	12	22	0	3	3	31
WARD, Ron (69/70)	C	25	18	0	1	1	2
WARE, Jeff (96/97 to 97/98)	D	23	15	0	0	0	6
WARNER, Bob (76/77)	D	16	10	1	1	2	4
WARRINER, Todd (94/95 to 99/00)	LW	8	253	36	48	84	117
WATSON, Harry (46/47 to 54/55)	LW	4	500	163	122	285	111
WEBSTER, Don (43/44)	LW	19	27	7	6	13	28
WEIR, Stan (75/76 to 77/78)	C	14	159	42	56	98	40
WELLWOOD, Kyle (03/04 to 07/08)	C	42	189	31	77	108	14
WESLEY, Blake (85/86)	D	28	27	0	1	1	21
WESLEY, Glen (02/03)	D	22	7	0	3	3	4

ALL-TIME PLAYER ROSTER



NAME (SEASONS PLAYED)	POS	NO(S)	GP	G	A	PTS	PIM
WESTRUM, Erik (06/07).....	C	39	2	0	0	0	0
WHITE, Ian (05/06 to 09/10)	D	7, 37	296	28	77	105	190
WHITE, Peter (95/96).....	C	18	1	0	0	0	0
WILLARD, Rod (82/83)	LW	28	1	0	0	0	0
WILLIAMS, Dave (Tiger) (74/75 to 79/80).....	LW	22	407	109	132	241	1670
WILLIAMS, Jeremy (05/06 to 08/09).....	RW	48	31	9	2	11	6
WILM, Clarke (03/04 to 05/06).....	C	39	70	1	7	8	50
WILSON, Cully (19/20 to 20/21).....	RW	-	31	22	9	31	108
WILSON, John (59/60 to 60/61)	LW	19	73	15	17	32	8
WILSON, Ron (77/78 to 79/80).....	RW	11, 14	64	7	15	22	6
WINNIK, Daniel (14/15 to 15/16).....	LW	26	114	11	28	39	35
WISEMAN, Brian (96/97).....	C	15	3	0	0	0	0
WOLANIN, Craig (96/97 to 97/98)	D	26	33	0	4	4	19
WOOD, Randy (94/95 to 95/96).....	LW	24	94	20	20	40	70
WOZNIIEWSKI, Andy (05/06 to 07/08).....	D	56	76	2	10	12	81
WREN, Bob (01/02).....	C	33	1	0	0	0	0
Y AKE, Terry (94/95).....	RW	25	19	3	2	5	2
YAKUSHIN, Dmitri (99/00).....	D	49	2	0	0	0	2
YAREMCHUK, Gary (81/82 to 84/85).....	C	8, 25, 28, 32	34	1	4	5	28
YAREMCHUK, Ken (86/87 to 88/89).....	C	15, 16, 13, 34	47	6	13	19	28
YUSHKEVICH, Dmitry (95/96 to 01/02).....	D	26, 36	506	25	110	135	409
Z ANUSSI, Ron (80/81 to 81/82).....	RW	32, 39	55	3	8	11	20
ZETTLER, Rob (95/96 to 97/98).....	D	2	136	2	20	22	207
ZEZEL, Peter (90/91 to 93/94).....	C	25	207	50	78	128	73
ZIGOMANIS, Mike (10/11).....	C	26	8	0	1	1	4



ALL-TIME GOALTENDER ROSTER



GOALIES

(SEASONS PLAYED)

NO(S) W L T GPI MIN GA GAA SO

A UBIN, Jean-Sebastien (05/06 to 06/07).....	30	12	5	4	31	1,481	71	2.83	1
B ARRASSO, Tom (01/02).....	30	2	2	0	4	219	10	2.74	0
BASTIEN, Aldege (Baz) (45/46).....	1	0	4	1	5	300	20	4.00	0
BEAUPRE, Don (95/96 to 96/97).....	31,33	0	8	0	11	446	36	4.84	0
BERNIER, Jonathan (13/14 to 15/16).....	45	59	68	17	151	4636	393	2.80	6
BELFOUR, Ed (02/03 to 05/06).....	20	93	61	15	170	10,078	422	2.51	17
BELL, Gord (45/46).....	1, 24	3	5	0	8	480	31	3.88	0
BERNHARDT, Tim (84/85 to 86/87) ..	1	17	31	7	61	3,468	246	4.26	0
BESTER, Allan (83/84 to 90/91).....	31, 30	69	91	16	205	10,963	741	4.06	7
BIBEAULT, Paul (43/44).....	1	13	14	2	29	1,740	87	3.00	5
BOWER, Johnny (58/59 to 69/70).....	1	220	161	79	472	27,396	1,145	2.51	33
BRODA, Walter (Turk) (36/37 to 42/43; 45/46 to 51/52).....	1, 19, 23	302	224	101	629	38,168	1,609	2.53	62
BROOKS, Art (17/18)	-	2	2	0	4	220	23	6.27	0
C ENTOMO, Sebastien (01/02).....	30	0	0	0	1	40	3	4.50	0
CHABOT, Lorne (28/29 to 32/33).....	1	103	80	31	214	13,024	477	2.20	33
CHADWICK, Ed (55/56 to 59/60).....	1, 20	57	89	34	180	10,740	529	2.96	14
CHEEVERS, Gerry (61/62).....	1	1	1	0	2	120	7	3.50	0
CLEMMENSEN, Scott (07/08).....	30	1	1	0	3	154	10	3.90	0
COUSINEAU, Marcel (96/97 to 97/98) ...	31	3	5	1	15	583	31	3.19	1
CRHA, Jiri (79/80 to 80/81).....	31	28	27	11	69	3,942	261	3.97	0
D OWIE, Bruce (83/84).....	1	0	1	0	2	72	4	3.33	0
E DWARDS, Don (85/86).....	30	12	23	0	38	2,009	160	4.78	0
EDWARDS, Marv (69/70).....	31	10	9	4	25	1,420	77	3.25	1
F AVELL, Doug (73/74 to 75/76).....	33	26	26	16	74	4,061	239	3.53	1
FORBES, Jake (19/20 to 20/21)	-	15	10	0	25	1521	99	3.91	0
FUHR, Grant (91/92 to 92/93).....	31	38	42	9	95	5,439	317	3.50	3
G AMBLE, Bruce (65/66 to 70/71).....	1, 30	82	83	31	210	11,676	573	2.94	19
GERBER, Martin (08/09).....	29	6	5	0	12	706	38	3.23	0
GIGUERE, Jean-Sebastien (09/10 to 10/11).....	35	17	18	6	48	2,548	116	2.73	2
GRANT, Ben (28/29 to 31/32; 43/44).....	1, 15, 16, 17	13	17	4	36	2,190	135	3.70	3
GUSTAVSSON, Jonas (09/10 to 11/12).....	50	39	45	15	107	5,882	292	2.98	5
H AINSWORTH, George (33/34 to 36/37) ..	1	79	48	20	147	9,157	345	2.26	19
HAMEL, Pierre (74/75; 78/79).....	31, 32	1	2	0	5	196	18	5.51	0
HARRISON, Paul (78/79 to 79/80).....	30	17	29	5	55	2,895	192	3.98	1
HEALY, Glenn (97/98 to 00/01).....	30	23	30	5	65	3,649	177	2.91	2
HEBERT, Sammy (17/18)	-	1	0	0	2	80	10	7.50	0
HOLMES, Harry (Hap) (17/18 to 18/19)	-	9	9	0	18	1,085	85	4.70	0
I NG, Peter (89/90 to 90/91).....	31, 1	16	31	9	59	3,308	218	3.95	1
IRONSTONE, Joe (27/28).....	1	1	0	0	1	70	0	0.00	1
J OHNSTON, Ed (73/74).....	1	12	9	4	26	1,516	78	3.09	1
JOSEPH, Curtis (98/99 to 01/02; 08/09)...	31	138	97	28	270	15,808	656	2.49	17
K IDD, Trevor (02/03 to 03/04).....	37	12	15	4	34	2,026	107	3.17	1
L aFOREST, Mark (89/90).....	1	9	14	0	27	1,343	87	3.89	0
LAROCQUE, Michel (80/81 to 82/83) ..	1	16	35	13	74	3,942	315	4.80	0
LINDSAY, Bert (18/19)	-	5	11	0	16	998	83	4.99	0
LOCKHART, Howard (19/20; 23/24)	-	4	3	0	8	370	30	4.86	0
LOW, Ron (72/73).....	30	12	24	4	42	2,343	152	3.89	1
LUMLEY, Harry (52/53 to 55/56).....	1	104	106	58	267	16,000	588	2.21	34

ALL-TIME GOALTENDER ROSTER



GOALIES (SEASONS PLAYED)	NO(S)	W	L	T	GPI	MIN	GA	GAA	SO
M acDONALD, Joey (09/10).....	29	1	4	0	6	319	17	3.20	0
MacINTYRE, Drew (13/14).....	35	0	1	0	2	95	4	2.53	0
MANIAGO, Cesare (60/61).....	1	4	2	1	7	420	18	2.57	0
MAROIS, Jean (43/44).....	1	1	0	0	1	60	4	4.00	0
MAYER, Gilles (49/50;53/54 to 55/56).....	1	2	6	1	9	540	18	2.67	0
McCOOL, Frank (44/45 to 45/46).....	1	34	31	7	72	4,320	242	3.36	4
McLACHLAN, Murray(70/71).....	31	0	1	0	2	25	4	9.60	0
McNAMARA, Gerry (60/61; 69/70).....	1	2	2	1	7	323	15	2.79	0
McRAE, Gord (72/73; 74/75 to 77/78).....	1,31	30	22	10	71	3,799	221	3.49	1
MITCHELL, Mike (19/20 to 21/22).....	-	10	9	0	22	1,190	88	4.44	0
P ALMATEER, Mike (76/77 to 79/80; 82/83 to 83/84).....	29	129	112	41	296	16,868	964	3.43	15
PARENT, Bernie (70/71 to 71/72).....	30	24	25	12	65	3,755	162	2.59	3
PARENT, Bob (81/82 to 82/83).....	31	0	2	0	3	160	15	5.63	0
PLANTE, Jacques (70/71 to 72/73).....	1	48	38	15	106	6,011	246	2.46	7
POGGE, Justin (08/09).....	29, 1	1	4	1	7	372	27	4.35	0
POTVIN, Felix (91/92 to 98/99).....	29	160	149	49	369	21,461	1026	2.87	12
PUPPA, Daren (92/93).....	1	6	2	0	8	479	18	2.25	2
R AYCROFT, Andrew (06/07 to 07/08).....	1	39	34	14	91	5,072	268	3.17	3
REESE, Jeff (87/88 to 91/92; 98/99).....	1, 35	20	33	9	76	3,785	258	4.09	1
REIMER, James (10/11 to 15/16).....	34	85	76	23	207	11,176	528	2.83	11
RHODES, Damian (90/91 to 95/96).....	31, 1	20	18	5	47	2,657	117	2.64	0
RIDLEY, Curt (79/80 to 80/81).....	1, 33, 35	1	2	0	6	234	20	5.13	0
ROACH, John Ross (21/22 to 27/28).....	1	98	107	17	22	13,674	639	2.80	13
ROLLINS, Al (49/50 to 51/52).....	23	57	30	24	112	6,643	228	2.06	11
RUTHERFORD, Jim (80/81).....	1	4	10	2	18	961	82	5.12	0
RYNNAS, Jussi (11/12).....	40	0	1	0	3	109	7	3.84	0
S T. CROIX, Rick (82/83 to 84/85).....	1, 30	11	28	2	47	2,467	191	4.65	0
SAWCHUK, Terry (64/65 to 66/67).....	30,24	42	29	14	91	5,090	238	2.81	4
SCHWAB, Corey (01/02).....	35	12	10	5	30	1,646	75	2.73	1
SCRIVENS, Ben (11/12 to 12/13).....	30	11	14	2	32	1,696	81	2.86	2
SIMMONS, Don (61/62 to 63/64).....	1, 24	28	21	7	58	3,411	154	2.71	5
SMITH, Al (65/66 to 66/67; 68/69).....	1, 30, 31	4	3	1	10	457	23	3.02	0
SMITH, Gary (65/66 to 66/67).....	1	0	4	0	5	223	14	3.61	0
SPARKS, Garret (15/16 to present).....	31	6	9	1	17	975	49	3.02	1
STEIN, Phil (39/40).....	1	0	0	1	1	70	2	1.71	0
T ELLQVIST, Mikael (02/03 to 06/07).....	32	16	16	4	40	2,191	110	3.01	2
THOMAS, Wayne (75/76 to 76/77).....	30,33	38	37	18	97	5,487	312	3.41	3
TOSKALA, Vesa (07/08 to 09/10).....	35	62	54	20	145	4,018	426	3.08	5
TREMBLAY, Vincent (79/80 to 82/83).....	1, 29, 30	12	22	8	54	2,545	199	4.69	1
W AMSLEY, Rick (91/92 to 92/93).....	30	4	6	0	11	588	42	4.29	0
WILSON, Dunc (73/74 to 74/75).....	1, 30	17	22	7	49	2,805	154	3.29	1
WILSON, Ross (Lefty)(55/56).....	1	0	0	0	1	13	0	0.00	0
WREGGET, Ken (83/84 to 88/89).....	30, 31	55	112	17	200	10,923	791	4.34	2

* Defencemen Red Horner (1929, 1932), King Clancy (1932) and Alex Levinsky (1932), as well as forward Charlie Conacher (1933, 1935) each appeared in at least one game as a goaltender with the Maple Leafs.

GOALTENDING RECORDS

HISTORY

INCLUDES STATISTICS OF THE ARENAS (1917-19) AND ST. PATRICKS (1919-27)

YEAR	GOALTENDER	RECORD	GAA	SHUTOUTS
1917-18	Holmes, Harry	10-6-0	4.73	0
	Brooks, Arthur	2-1-0	5.75	0
	Hebert, Sammy	1-1-0	7.50	0
1918-19	Lindsay, Bert	5-11-0	5.09	0
	Holmes, Harry	0-2-0	4.50	0
1919-20	Mitchell, Ivan	6-7-0	4.34	0
	Lockhart, Howie	4-2-0	4.84	0
	Forbes, Vernon	2-3-0	4.20	0
1920-21	Forbes, Vernon	13-7-0	3.83	0
1921-22	Roach, John Ross	11-10-1	4.14	0
1922-23	Roach, John Ross	13-10-1	3.59	1
1923-24	Roach, John Ross	10-13-0	3.48	1
1924-25	Roach, John Ross	19-11-0	2.80	1
1925-26	Roach, John Ross	12-21-3	3.07	2
1926-27	Roach, John Ross	15-24-5	2.04	4
1927-28	Roach, John Ross	18-18-7	1.96	4
	Ironstone, Joe	0-0-1	0.00	1
1928-29	Chabot, Lorne	20-18-5	1.61	12
	Grant, Benny	1-0-0	2.18	0
	Horner, Red	0-0-0	0.00	0
1929-30	Chabot, Lorne	16-20-6	2.59	6
1930-31	Chabot, Lorne	21-8-8	2.09	6
1931-32	Grant, Benny	1-5-1	2.65	2
	Chabot, Lorne	22-16-6	2.36	4
	Grant, Benny	1-2-1	3.38	1
	*Clancy, King	0-0-0	60.00	0
	*Horner, Red	0-0-0	60.00	0
	*Levinsky, Alex	0-0-0	60.00	0
1932-33	Chabot, Lorne	24-18-6	2.26	5
	Conacher, Charlie	0-0-0	0.00	0
1933-34	Hainsworth, George	26-13-9	2.48	3
1934-35	Hainsworth, George	30-14-4	2.31	8
1935-36	Hainsworth, George	23-19-6	2.12	8
1936-37	Broda, Turk	22-19-4	2.30	3
	Hainsworth, George	0-2-1	2.84	0
1937-38	Broda, Turk	24-15-9	2.56	6
1938-39	Broda, Turk	19-20-9	2.15	8
1939-40	Broda, Turk	25-17-5	2.23	4
	Stein, Phil	0-0-1	1.71	0
1940-41	Broda, Turk	28-14-6	2.00	5
1941-42	Broda, Turk	27-18-3	2.76	6
1942-43	Broda, Turk	22-19-9	3.18	1
1943-44	Bibeault, Paul	13-14-2	3.00	5
	Grant, Benny	9-9-2	4.15	0
	Marois, Jean	1-0-0	4.00	0
1944-45	McCool, Frank	22-24-4	3.22	4
1945-46	McCool, Frank	10-9-3	3.68	0
	Broda, Turk	6-6-3	3.53	0
	Bell, Gordie	3-5-0	3.88	0
	Bastien, Baz	0-4-1	4.00	0
	Broda, Turk	31-19-10	2.87	4
1947-48	Broda, Turk	32-15-13	2.38	5
1948-49	Broda, Turk	22-25-13	2.68	5
1949-50	Broda, Turk	30-25-12	3.48	9
	Rollins, Al	1-1-0	2.40	1
	Mayer, Gil	0-1-0	2.00	0
1950-51	Rollins, Al	27-5-8	1.77	5
	Broda, Turk	14-11-5	2.23	6
1951-52	Rollins, Al	29-24-16	2.22	5
	Broda, Turk	0-1-0	6.00	0
1952-53	Lumley, Harry	27-30-13	2.39	10
1953-54	Lumley, Harry	32-24-13	1.86	13
	Mayer, Gil	0-0-1	3.00	0
1954-55	Lumley, Harry	24-23-22	1.94	8
	Mayer, Gil	1-0-0	1.00	0
1955-56	Lumley, Harry	21-28-10	2.71	3
	Mayer, Gil	1-5-0	3.17	0
	Chadwick, Ed	2-0-3	0.60	2
1956-57	Wilson, Lefty	0-0-0	0.00	0
	Chadwick, Ed	21-34-15	2.74	5
1957-58	Chadwick, Ed	21-38-11	3.23	4
1958-59	Bower, Johnny	15-17-7	2.74	3
	Chadwick, Ed	12-15-4	3.10	3
1959-60	Bower, Johnny	34-24-8	2.73	5
	Chadwick, Ed	1-2-1	3.75	0
1960-61	Bower, Johnny	33-15-10	2.50	2
	Maniago, Cesare	4-2-1	2.57	0
	McNamara, Gerry	2-2-1	2.60	0
1961-62	Bower, Johnny	32-17-10	2.58	2
	Simmons, Don	4-4-1	2.33	1
	Cheevers, Gerry	1-1-0	3.50	0
1962-63	Bower, Johnny	20-15-7	2.62	1
	Simmons, Don	15-8-5	2.50	1
1963-64	Bower, Johnny	24-16-11	2.11	5
	Simmons, Don	9-9-1	3.17	3

*Clancy, Horner and Levinsky allowed a goal March 15, 1932 while Chabot was serving a penalty.

PAGE 292

GOALTENDING RECORDS

YEAR	GOALTENDER	RECORD	GAA	SHUTOUTS
1964-65	Sawchuck, Terry	17-13-6	2.56	1
1965-66	Bower, Johnny	13-13-8	2.38	3
	Bower, Johnny	18-10-5	2.25	3
	Sawchuck, Terry	10-11-3	3.16	1
	Gamble, Bruce	5-2-3	2.51	4
	Smith, Gary	0-2-0	3.56	0
1966-67	Smith, Al	1-0-0	1.94	0
	Sawchuck, Terry	15-5-4	2.81	2
	Bower, Johnny	12-9-3	2.64	2
	Gamble, Bruce	5-10-4	3.39	0
	Smith, Gary	0-2-0	3.65	0
	Smith, Al	0-1-0	5.00	0
1967-68	Bower, Johnny	14-18-7	2.25	4
1968-69	Gamble, Bruce	19-13-3	2.32	5
	Gamble, Bruce	28-20-11	2.80	3
1969-70	Bower, Johnny	5-4-3	2.82	2
	Smith, Al	2-2-1	2.87	0
	Gamble, Bruce	19-24-9	3.06	5
	Edwards, Marv	10-9-4	3.25	1
1970-71	Bower, Johnny	0-1-0	5.00	0
	McNamara, Gerry	0-0-0	5.22	0
	Plante, Jacques	24-11-4	1.88	4
	Parent, Bernie	7-7-3	2.65	0
1971-72	Gamble, Bruce	6-14-1	3.87	2
	McLachlan, Murray	0-1-0	9.60	0
	Plante, Jacques	16-13-5	2.62	2
	Parent, Bernie	17-18-9	2.56	3
1972-73	Plante, Jacques	8-14-6	3.04	1
	McRae, Gordon	7-3-0	3.77	0
	Low, Ron	12-24-4	3.89	1
1973-74	Favell, Doug	14-7-9	2.71	0
	Wilson, Dunc	9-11-3	2.89	1
	Johnston, Ed	12-9-4	3.09	1
1974-75	McRae, Gord	10-3-6	3.22	0
	Wilson, Dunc	8-11-4	3.70	0
	Favell, Doug	12-17-6	4.05	1
	Hamel, Pierre	1-2-0	5.54	0
1975-76	Thomas, Wayne	28-24-12	3.19	2
	McRae Gord	6-5-2	3.70	0
	Favell, Doug	0-2-1	5.63	0
1976-77	Palmateer, Mike	23-18-8	3.21	4
	Thomas, Wayne	10-13-6	3.86	1
	McRae, Gord	0-1-1	4.50	0
1977-78	Palmateer, Mike	34-19-9	2.74	5
1978-79	McRae, Gord	7-10-1	3.29	1
	Palmateer, Mike	26-21-10	2.95	4
1979-80	Harrison, Paul	8-12-3	3.51	1
	Hamel, Pierre	0-0-0	0.00	0
	Crha, Jiri	8-7-0	3.61	0
	Palmateer, Mike	16-14-3	3.61	2
	Ridley, Curt	0-1-0	4.36	0
1980-81	Harrison, Paul	9-17-2	4.42	0
	Tremblay, Vincent	2-1-0	5.11	0
	Crha, Jiri	20-20-11	4.07	0
	Rutherford, Jim	4-10-2	5.12	0
	Larocque, Michel	3-3-2	5.22	0
	Ridley, Curt	1-1-0	5.81	0
	Tremblay, Vincent	0-3-0	6.71	0
1981-82	Tremblay, Vincent	10-18-8	4.52	1
	Larocque, Michel	10-24-8	4.69	0
	Parent, Bob	0-2-0	6.50	0
1982-83	St. Croix, Rick	4-9-2	3.80	0
	Palmateer, Mike	21-23-7	3.99	0
	Larocque, Michel	3-8-3	4.89	0
	Tremblay, Vincent	0-0-0	3.00	0
	Parent, Bob	0-0-0	3.00	0
1983-84	Bester, Allan	11-16-4	4.35	0
	Palmateer, Mike	9-17-4	4.88	0
	St. Croix, Rick	5-10-0	5.11	0
	Wregget, Ken	1-1-1	5.09	0
	Dowie, Bruce	0-1-0	3.33	0
1984-85	Bernhardt, Tim	13-19-4	3.74	0
	Bester, Allan	3-9-1	4.22	1
	Wregget, Ken	2-15-3	4.84	0
	St. Croix, Rick	2-9-0	5.16	0
1985-86	Wregget, Ken	9-13-4	4.33	0
	Edwards, Don	12-23-0	4.78	0
	Bernhardt, Tim	4-12-3	5.07	0
	Bester, Allan	0-0-0	3.00	0
1986-87	Bester, Allan	10-14-3	3.65	2
	Wregget, Ken	22-28-3	3.97	0
	Bernhardt, Tim	0-0-0	9.00	0
1987-88	Bester, Allan	8-12-5	3.81	2
	Reese, Jeff	1-2-1	4.10	0
	Wregget, Ken	12-35-4	4.44	2
1988-89	Bester, Allan	17-20-3	3.80	2
	Wregget, Ken	9-20-2	4.42	0
	Reese, Jeff	2-6-1	4.94	0

GOALTENDING RECORDS

HISTORY

YEAR	GOALTENDER	RECORD	GAA	SHUTOUTS
1990-91	Ing, Peter	16-29-8	3.84	1
	Reese, Jeff	6-13-3	3.86	1
	Bester, Allan	0-4-0	4.37	0
	Rhodes, Damian	1-0-0	1.00	0
1991-92	Potvin, Felix	0-2-1	2.29	0
	Reese, Jeff	1-5-1	2.91	1
	Fuhr, Grant	25-33-5	3.66	2
	Wamsley, Rick	4-3-0	3.79	0
1992-93	Puppa, Daren	6-2-0	2.25	2
	Potvin, Felix	25-15-7	2.50	2
	Fuhr, Grant	13-9-4	3.14	1
	Wamsley, Rick	0-3-0	5.63	0
1993-94	Rhodes, Damian	9-7-3	2.62	0
	Potvin, Felix	34-22-9	2.89	3
1994-95	Rhodes, Damian	6-6-1	2.68	0
	Potvin, Felix	15-13-7	2.91	0
1995-96	Rhodes, Damian	4-5-1	2.79	0
	Beaupre, Don	0-5-0	4.64	0
	Potvin, Felix	30-26-11	2.87	2
1996-97	Potvin, Felix	27-36-7	3.15	0
	Beaupre, Don	0-3-0	5.45	0
	Cousineau, Marcel	3-5-1	3.29	1
	Potvin, Felix	26-33-7	2.73	5
1997-98	Healy, Glenn	4-10-2	2.98	*0
	Cousineau, Marcel	0-0-0	0.00	*0
	Joseph, Curtis	35-24-7	2.56	3
1998-99	Healy, Glenn	6-3-0	2.97	0
	Potvin, Felix	2-0-1	3.81	0
	Reese, Jeff	1-1-0	4.53	0
1999-00	Joseph, Curtis	36-20-7	2.49	4
	Healy, Glenn	9-10-0	3.04	2
2000-01	Joseph, Curtis	33-27-8	2.39	6
	Healy, Glenn	4-7-3	2.62	0
2001-02	Joseph, Curtis	29-17-5	2.23	4
	Schwab, Corey	12-10-5	2.73	1
	Barrasso, Tom	2-2-0	2.74	0
	Centomo, Sebastien	0-0-0	4.50	0
2002-03	Belfour, Ed	37-20-5	2.26	7
	Tellqvist, Mikael	1-1-0	2.79	0
	Kidd, Trevor	6-10-2	3.10	0
2003-04	Belfour, Ed	34-19-6	2.13	10
	Tellqvist, Mikael	5-3-2	2.87	0
	Kidd, Trevor	6-5-2	3.26	1
2004-05	Did not play due to work stoppage			
2005-06	Belfour, Ed	22-22-4	3.29	0
	Tellqvist, Mikael	10-11-2	3.13	2
	Aubin, J.S.	9-0-2	2.22	1
2006-07	Raycroft, Andrew	37-25-9	2.99	2
	Aubin, J.S.	3-5-2	3.43	0
	Tellqvist, Mikael	0-1-0	2.03	0
2007-08	Toskala, Vesa	33-25-6	2.74	3
	Raycroft, Andrew	2-9-5	3.92	1
	Clemmensen, Scott	1-1-0	3.90	0
2008-09	Gerber, Martin	6-5-0	3.23	0
	Toskala, Vesa	22-17-11	3.26	1
	Joseph, Curtis	5-9-1	3.57	0
	Pogge, Justin	1-4-1	4.35	0
2009-10	Giguere, Jean-Sebastien	6-7-2	2.49	2
	Gustavsson, Jonas	16-15-9	2.87	**1
	MacDonald, Joey	1-4-0	3.20	**0
	Toskala, Vesa	7-12-3	3.66	1
2010-11	Giguere, Jean-Sebastien	11-11-4	2.87	0
	Gustavsson, Jonas	6-13-2	3.29	0
	Reimer, James	20-10-5	2.60	3
2011-12	Gustavsson, Jonas	17-17-4	2.92	4
	Reimer, James	14-14-4	3.10	3
	Scrivens, Ben	4-5-2	3.13	0
	Rynnäs, Jussi	0-1-0	4.24	0
2012-13	Reimer, James	19-8-5	2.46	4
	Scrivens, Ben	7-9-0	2.69	2
	Rynnäs, Jussi	0-0-0	0.00	0
2013-14	Bernier, Jonathan	26-19-7	2.68	1
	Reimer, James	12-16-1	3.29	1
	MacIntyre, Drew	0-1-0	2.53	0
2014-15	Bernier, Jonathan	21-28-7	2.87	2
	Reimer, James	9-16-1	3.16	0
2015-16	Bernier, Jonathan	12-21-3	2.88	3
	Reimer, James	11-12-7	2.49	0
	Sparks, Garret	6-9-1	3.02	1

* Glenn Healy and Marcel Cousineau shared a shutout November 4, 1997 vs. San Jose.

** Jonas Gustavsson and Joey MacDonald shared a shutout December 1, 2009 at Montreal.

ALL-TIME SCORING LEADERS

NAME (SEASON PLAYED)	POS	GP	G	A	PTS	PIM
1. Mats Sundin (94/95 to 07/08)	C	981	420	567	987	748
2. Darryl Sittler (70/71 to 81/82)	C	844	389	527	916	763
3. Dave Keon (60/61 to 74/75)	C	1062	365	493	858	75
4. Borje Salming (73/74 to 88/89)	D	1099	148	620	768	1292
5. George Armstrong (49/50;51/52 to 70/71)	RW	1187	296	417	713	721
6. Ron Ellis (63/64 to 74/75;77/78 to 80/81)	RW	1034	332	308	640	207
7. Frank Mahovlich (56/57 to 67/68)	LW	720	296	301	597	782
8. Bob Pulford (56/57 to 69/70)	C	947	251	312	563	691
9. Ted Kennedy (42/43 to 54/55;56/57)	C	696	231	329	560	432
10. Rick Vaive (79/80 to 86/87)	RW	534	299	238	537	940
11. Tomas Kaberle (98/99 to 10/11)	D	878	83	437	520	246
12. Norm Ullman (67/68 to 74/75)	C	535	166	305	471	160
13. Lanny McDonald (73/74 to 79/80)	RW	477	219	240	459	372
14. Tim Horton (49/50;51/52 to 69/70)	D	1185	109	349	458	1389
15. Doug Gilmour (91/92 to 96/97; 02/03)	C	393	131	321	452	386
16. Wendel Clark (85/86 to 93/94, 95/96 to 97/98; 99/00)	LW	608	260	181	441	1535
17. Syl Apps (36/37 to 42/43;45/46 to 47/48)	C	423	201	231	432	56
18. Ian Turnbull (73/74 to 81/82)	D	580	112	302	414	651
19. Gary Leeman (83/84 to 91/92)	RW	545	176	231	407	463
20. Phil Kessel (09/10 to 14/15)	RW	446	181	213	394	140
21. John Anderson (77/78 to 84/85)	RW	534	189	204	393	168
22. Sid Smith (46/47 to 57/58)	LW	601	186	183	369	94
23. Ron Stewart (52/53 to 64/65)	RW	838	186	182	368	413
24. Harvey (Busher) Jackson (29/30 to 38/39)	LW	434	186	165	351	342
Red Kelly (59/60 to 66/67)	C	470	119	232	351	74
26. Tod Sloan (47/48 to 48/49;50/51 to 57/58)	C	549	162	184	346	650
27. Dick Duff (54/55 to 63/64)	LW	582	174	165	339	535
28. Bill Derlago (79/80 to 85/86)	C	378	158	176	334	179
29. Vincent Damphousse (86/87 to 90/91)	LW	394	118	211	329	262
30. Jim McKenny (65/66 to 77/78)	D	594	81	246	327	292
31. Charlie Conacher (29/30 to 37/38)	RW	326	200	124	324	411
32. Darcy Tucker (99/00 to 07/08)	RW	531	148	171	319	756
33. Paul Henderson (67/68 to 73/74)	LW	408	162	156	318	166
34. Tom Fergus (85/86 to 91/92)	C	357	118	179	297	324
Bryan McCabe (00/01 to 07/08)	D	523	83	214	297	785
36. Steve Thomas (84/85 to 86/87; 98/99 to 00/01)	RW	377	118	173	291	299
Nik Antropov (99/00 to 07/08)	RW	509	125	166	291	477
38. Bill Harris (55/56 to 64/65)	C	610	106	181	287	187
39. Harry Watson (46/47 to 54/55)	LW	500	163	122	285	111
40. Todd Gill (84/85 to 95/96)	D	639	59	210	269	922
41. Miroslav Frycer (81/82 to 87/88)	RW	329	115	153	268	374
42. Tyler Bozak (09/10 to 15/16)*	C	435	107	160	267	124
43. Alexei Ponikarovsky (00/01 to 09/10)	L	477	114	143	257	318
44. Max Bentley (47/48 to 52/53)	C	354	122	134	256	136
45. Mark Osborne (86/87 to 90/91; 91/92 to 93/94)	LW	426	94	160	254	563
46. Bob Davidson (34/35 to 45/46)	L/RW	491	94	160	254	398
47. Dan Daoust (82/83 to 89/90)	C	518	87	166	253	540
48. Nick Metz (34/35 to 41/42;44/45 to 47/48)	LW	518	131	119	250	149
49. Al Iafrate (84/85 to 90/91)	D	472	81	169	250	546

*Still Active with Leafs

INDIVIDUAL LEADERS BY YEAR

REGULAR SEASON 1927/28 TO 1966/67

YEAR	GOALS	ASSISTS	POINTS	PIMS
1917-18	Reg Noble 21	Reg Noble..... 10	Reg Noble..... 40	Ken Randall..... 96
1918-19	Alf Skinner..... 12	Ken Randall..... 6	Alf Skinner..... 16	Rusty Crawford..... 51
1919-20	Corb Denny..... 24	Corb Denny..... 12	Corb Denny..... 36	Cully Wilson..... 86
	Reg Noble 24			
1920-21	Babe Dye..... 33	Harry Cameron 9	Babe Dye..... 38	Ken Randall..... 74
1921-22	Babe Dye..... 31	Harry Cameron 17	Babe Dye..... 38	Babe Dye..... 39
1922-23	Babe Dye..... 26	Babe Dye 11	Babe Dye..... 37	Jack Adams..... 64
		Reg Noble..... 11		
1923-24	Babe Dye..... 16	Bert Corbeau..... 6	Babe Dye..... 19	Reg Noble..... 79
1924-25	Babe Dye..... 38	Hap Day..... 12	Babe Dye..... 46	Bert Corbeau..... 74
1925-26	Jack Adams 21	Bert McCaffrey 7	Jack Adams..... 26	Bert Corbeau..... 121
1926-27	Bill Carson..... 16	Ace Bailey..... 13	Ace Bailey..... 28	Bert Corbeau..... 88
1927/28	Bill Carson..... 20	Hap Day..... 8	Bill Carson..... 26	Arthur Duncan..... 97
1928/29	Ace Bailey..... 22	Andy Blair..... 15	Ace Bailey..... 32	Art Smith..... 91
1929/30	Ace Bailey..... 22	Ace Bailey..... 21	Ace Bailey..... 43	Red Horner..... 96
		Joe Primeau..... 21		
1930/31	Charlie Conacher..... 31	Joe Primeau..... 32	Charlie Conacher..... 43	Harvey Jackson..... 81
1931/32	Charlie Conacher..... 34	Joe Primeau..... 37	Harvey Jackson..... 53	Red Horner..... 97
1932/33	Harvey Jackson..... 27	Joe Primeau..... 21	Harvey Jackson..... 44	Red Horner..... 144
1933/34	Charlie Conacher..... 32	Joe Primeau..... 32	Charlie Conacher..... 52	Red Horner..... 146
1934/35	Charlie Conacher..... 36	Harvey Jackson..... 22	Charlie Conacher..... 57	Red Horner..... 125
1935/36	Charlie Conacher..... 23	Charlie Conacher..... 15	Charlie Conacher..... 38	Red Horner..... 167
	Bill Thoms..... 23	Bill Thoms..... 15	Bill Thoms..... 38	
		Art Jackson..... 15		
1936/37	Harvey Jackson..... 21	Syl Apps..... 29	Syl Apps..... 45	Red Horner..... 124
1937/38	Gordie Drillon..... 26	Syl Apps..... 29	Gordie Drillon..... 52	Red Horner..... 92
1938/39	Gordie Drillon..... 18	Syl Apps..... 25	Syl Apps..... 40	Red Horner..... 85
1939/40	Gordie Drillon..... 21	Gordie Drillon..... 19	Gordie Drillon..... 40	Red Horner..... 87
1940/41	Sweeney Schriener..... 24	Billy Taylor..... 26	Gordie Drillon..... 44	Reg Hamilton..... 59
			Syl Apps..... 44	
1941/42	Gordie Drillon..... 23	Billy Taylor..... 26	Gordie Drillon..... 41	Bingo Kampman..... 67
			Syl Apps..... 41	
1942/43	Lorne Carr..... 27	Billy Taylor..... 42	Lorne Carr..... 60	Reg Hamilton..... 68
			Billy Taylor..... 60	
1943/44	Lorne Carr..... 36	Gus Bodnar..... 40	Lorne Carr..... 74	Reg Hamilton..... 32
		Babe Pratt..... 40		
1944/45	Ted Kennedy..... 29	Gus Bodnar..... 36	Ted Kennedy..... 54	Bob Davidson..... 49
1945/46	Gaye Stewart..... 37	Gus Bodnar..... 23	Gaye Stewart..... 52	Bob Goldham..... 44
1946/47	Ted Kennedy..... 28	Ted Kennedy..... 32	Ted Kennedy..... 60	Gus Mortson..... 133
1947/48	Syl Apps..... 26	Jim Thomson..... 29	*Max Bentley..... 54	Bill Barilko..... 147
	*Max Bentley..... 26		Syl Apps..... 53	
1948/49	Harry Watson..... 26	Max Bentley..... 22	Harry Watson..... 45	Bill Ezinicki..... 145
		Cal Gardner..... 22		
1949/50	Max Bentley..... 23	Ted Kennedy..... 24	Sid Smith..... 45	Bill Ezinicki..... 144
1950/51	Tod Sloan..... 31	Ted Kennedy..... 43	Max Bentley..... 62	Gus Mortson..... 142
1951/52	Sid Smith..... 27	Ted Kennedy..... 33	Sid Smith..... 57	Fern Flaman..... 110
1952/53	Sid Smith..... 20	Ted Kennedy..... 23	Sid Smith..... 39	Fern Flaman..... 110
		Bob Hassard..... 23		
1953/54	Sid Smith..... 22	Tod Sloan..... 32	Tod Sloan..... 43	Tod Sloan..... 100
1954/55	Sid Smith..... 33	Ted Kennedy..... 42	Sid Smith..... 54	Eric Nesterenko..... 99
1955/56	Tod Sloan..... 37	George Armstrong..... 32	Tod Sloan..... 66	Tod Sloan..... 100
1956/57	Dick Duff..... 26	George Armstrong..... 26	George Armstrong..... 44	Gerry James..... 90
1957/58	Dick Duff..... 26	Billy Harris..... 28	Dick Duff..... 49	George Armstrong..... 93
1958/59	Dick Duff..... 29	Bert Olmstead..... 31	Dick Duff..... 53	Carl Brewer..... 125
1959/60	Bob Pulford..... 24	Bob Pulford..... 28	Bob Pulford..... 52	Carl Brewer..... 150
		George Armstrong..... 28		
1960/61	Frank Mahovlich..... 48	Red Kelly..... 50	Frank Mahovlich..... 84	Frank Mahovlich..... 131
1961/62	Frank Mahovlich..... 33	Frank Mahovlich..... 38	Frank Mahovlich..... 71	Bob Pulford..... 98
1962/63	Frank Mahovlich..... 36	Red Kelly..... 40	Frank Mahovlich..... 73	Carl Brewer..... 168
1963/64	Frank Mahovlich..... 26	*Andy Bathgate..... 58	*Andy Bathgate..... 77	Eddie Shack..... 128
		Dave Keon..... 37	Dave Keon..... 60	

*Totals not all earned with Leafs

INDIVIDUAL LEADERS BY YEAR

REGULAR SEASON 1967/68 TO 2011/12

YEAR	GOALS	ASSISTS	POINTS	PIMS
1964/65	Frank Mahovlich23	Andy Bathgate29	Frank Mahovlich.....51	Carl Brewer.....177
1965/66	Frank Mahovlich32	George Armstrong.....35	Frank Mahovlich.....56 Bob Pulford.....56	Kent Douglas.....97
1966/67	Ron Ellis.....22	Dave Keon33	Dave Keon.....52	Jim Pappin89
1967/68	*Norm Ullman.....35 Mike Walton30	*Norm Ullman.....37 Dave Keon37	*Norm Ullman72 Mike Walton.....59	Tim Horton82 Pete Stenkowski82
1968/69	Norm Ullman35	Norm Ullman.....42	Norm Ullman77	*Forbes Kennedy.....219 Jim Dorey200
1969/70	Ron Ellis.....35	Norm Ullman.....42	Dave Keon.....62	Rick Ley.....102
1970/71	Dave Keon.....38	Norm Ullman.....51	Norm Ullman85	Jim Dorey198
1971/72	Paul Henderson.....38	Norm Ullman.....50	Norm Ullman73	Rick Ley.....124
1972/73	Dave Keon.....37	Darryl Sittler48	Darryl Sittler77	Mike Pelyk118
1973/74	Darryl Sittler.....38	Norm Ullman.....47	Darryl Sittler84	Brian Glennie100
1974/75	Darryl Sittler.....36	Darryl Sittler44	Darryl Sittler80	Dave Williams187
1975/76	Errol Thompson43	Darryl Sittler59	Darryl Sittler100	Dave Williams299
1976/77	Lanny McDonald46	Borje Salming66	Darryl Sittler90 Lanny McDonald.....90	Dave Williams338
1977/78	Lanny McDonald47	Darryl Sittler72	Darryl Sittler117	Dave Williams351
1978/79	Lanny McDonald43	Borje Salming56	Darryl Sittler87	Dave Williams298
1979/80	Darryl Sittler.....40	Darryl Sittler57	Darryl Sittler97	Dave Williams197
1980/81	Darryl Sittler.....43	Borje Salming61	Wilf Paiement97	Rick Vaive.....229
1981/82	Rick Vaive54	Bill Derlago50	Rick Vaive89	Bob McGill263
1982/83	Rick Vaive51	John Anderson.....49	John Anderson80	Jim Korn.....236
1983/84	Rick Vaive52	Dan Daoust.....56	Rick Vaive93	Jim Korn.....257
1984/85	Rick Vaive35	Dan Daoust.....37	Rick Vaive68	Bob McGill250
1985/86	Wendel Clark.....34	Miroslav Frycer.....43	Miroslav Frycer75	Wendel Clark227
1986/87	Wendel Clark.....37	Russ Courtnall.....44	Russ Courtnall.....73	Wendel Clark271
1987/88	Ed Olczyk42	Mark Osborne37	Ed Olczyk75	Al Secord221
1988/89	Ed Olczyk38	Ed Olczyk.....52	Ed Olczyk90	John Kordic185 Brian Curran.....185
1989/90	Gary Leeman.....51	Vincent Damphousse.....61	Gary Leeman.....95	Brian Curran.....301
1990/91	Vincent Damphousse26	Vincent Damphousse.....47	Vincent Damphousse ...73	Luke Richardson.....238
1991/92	*Doug Gilmour26 Glenn Anderson24	*Doug Gilmour.....61	*Doug Gilmour.....87 Glenn Anderson57	*K. Baumgartner225 Bob Halkidis145
1992/93	*Dave Andreychuk54 Nikolai Borschevsky...34	Doug Gilmour95	Doug Gilmour.....127	Rob Pearson211
1993/94	Dave Andreychuk53	Doug Gilmour84	Doug Gilmour.....111	Rob Pearson189
1994/95	Mats Sundin23	Mike Ridley27	Mats Sundin47	*Tie Domi159 Warren Rychel.....101
1995/96	Mike Gartner35	Mats Sundin.....50	Mats Sundin83	Tie Domi297
1996/97	Mats Sundin41	Mats Sundin.....53	Mats Sundin94	Tie Domi275
1997/98	Mats Sundin33	Mats Sundin.....41	Mats Sundin74	Tie Domi365
1998/99	Sergei Berezin.....37	Mats Sundin.....52	Mats Sundin83	Tie Domi198
1999/00	Mats Sundin32	Mats Sundin.....41	Mats Sundin73	Tie Domi198
2000/01	Gary Roberts29	Mats Sundin.....46	Mats Sundin74	Tie Domi214
2001/02	Mats Sundin41	Mats Sundin.....39	Mats Sundin80	Tie Domi157
2002/03	Mats Sundin37	Alexander Mogilny46	Alexander Mogilny.....79	Wade Belak196
2003/04	Mats Sundin31	Mats Sundin.....44	Mats Sundin75	Tie Domi208
2004/05	Did not play due to work stoppage			
2005-06	Mats Sundin31	Tomas Kaberle58	Mats Sundin78	Bryan McCabe.....116
2006/07	Mats Sundin27	Mats Sundin.....49	Mats Sundin76	Bryan McCabe.....115
2007/08	Mats Sundin32	Mats Sundin.....46	Mats Sundin78	Pavel Kubina116
2008/09	Jason Blake25	Matt Stajan40	Jason Blake63	Pavel Kubina94
2009/10	Phil Kessel30	Tomas Kaberle42	Phil Kessel55	Colton Orr239
2010/11	Phil Kessel32	Clarke MacArthur41	Phil Kessel64	Colton Orr128
2011/12	Phil Kessel.....37	Phil Kessel.....45	Phil Kessel82	Dion Phaneuf92
2012/13	Phil Kessel.....20	Phil Kessel.....32	Phil Kessel52	Colton Orr155
2013/14	Phil Kessel.....37	Phil Kessel.....43	Phil Kessel80	Dion Phaneuf.....144
2014/15	James van Riemsdyk...27	Phil Kessel.....36	Phil Kessel61	Dion Phaneuf.....108
2015/16	P.A. Parenteau20	Nazem Kadri.....28	Nazem Kadri45	Nazem Kadri.....73

*Totals not all earned with Leafs

ALL-TIME STATS LEADERS

GAMES PLAYED

Most Games, Career (600+ Regular Season)

1. George Armstrong.....	1187
2. Tim Horton.....	1185
3. Borje Salming.....	1099
4. Dave Keon.....	1062
5. Ron Ellis.....	1034
6. Mats Sundin.....	981
7. Bob Pulford.....	947
8. Tomas Kaberle.....	878
9. Darryl Sittler.....	844
10. Ron Stewart.....	838
11. Tie Domi.....	777
12. Bob Baun.....	739
13. Frank Mahovlich.....	720
14. Jim Thomson.....	717
15. Ted Kennedy.....	696
16. Todd Gill.....	639
17. Allan Stanley.....	633
18. Walter (Turk) Broda.....	629
19. Bill Harris.....	610
20. Wendel Clark.....	608

GOALS

Most Goals, Career (160+)

1. Mats Sundin.....	420
2. Darryl Sittler.....	389
3. Dave Keon.....	365
4. Ron Ellis.....	332
5. Rick Vaive.....	299
6. Frank Mahovlich.....	296
George Armstrong.....	296
8. Wendel Clark.....	260
9. Bob Pulford.....	251
10. Ted Kennedy.....	231
11. Lanny McDonald.....	219
12. Syl Apps.....	201
13. Charlie Conacher.....	200
14. John Anderson.....	189
15. Busher Jackson.....	186
Sid Smith.....	186
Ron Stewart.....	186
18. Phil Kessel.....	181
19. Gary Leeman.....	176
20. Dick Duff.....	174
21. Norm Ullman.....	166
22. Harry Watson.....	163
23. Paul Henderson.....	162
Tod Sloan.....	162

Most Goals, Season (40+)

1. Rick Vaive (81-82).....	54
Dave Andreychuk (92-93) (29 with Buffalo).....	54
3. Dave Andreychuk (93-94).....	53
4. Rick Vaive (83-84).....	52
5. Rick Vaive (82-83).....	51
Gary Leeman (89-90).....	51
7. Frank Mahovlich (60-61).....	48
8. Lanny McDonald (77-78).....	47
9. Wendel Clark (93-94).....	46
Lanny McDonald (76-77).....	46
11. Darryl Sittler (77-78).....	45
12. Errol Thompson (75-76).....	43
Lanny McDonald (78-79).....	43
Darryl Sittler (80-81).....	43

15. Ed Olczyk (87-88).....	42
16. Mats Sundin (01-02).....	41
Mats Sundin (96-97).....	41
Darryl Sittler (75-76).....	41
19. Darryl Sittler (79-80).....	40
Wilf Paiement (80-81).....	40
Bill Derlago (83-84).....	40

GAME-WINNING GOALS

Most Game Winning Goals, Career

1. Mats Sundin.....	79
2. Dave Keon.....	63
3. Frank Mahovlich.....	55
4. Ron Ellis.....	50
5. George Armstrong.....	43
6. Darryl Sittler.....	42

POWERPLAY GOALS

Most Powerplay Goals, Career

1. Mats Sundin.....	124
2. Darryl Sittler.....	120
3. Rick Vaive.....	90
4. Wendel Clark.....	79
5. Dave Keon.....	65
6. George Armstrong.....	64
7. Frank Mahovlich.....	62
8. Darcy Tucker.....	61
9. Lanny McDonald.....	59
10. Ron Ellis.....	56
11. Sid Smith.....	54
12. Dave Andreychuk.....	53

SHORTHANDED GOALS

Most Shorthanded Goals, Career

1. Dave Keon.....	31
2. Bob Pulford.....	27
3. Mats Sundin.....	23
4. Ron Stewart.....	15
5. Russ Courtnall.....	13
Dave Reid.....	13
Greg Terrion.....	13
8. Rick Vaive.....	11
9. Lanny McDonald.....	10
Rudy Migay.....	10
3 tied.....	9

ASSISTS

Most Assists, Career (200+)

1. Borje Salming.....	620
2. Mats Sundin.....	567
3. Darryl Sittler.....	527
4. Dave Keon.....	493
5. Tomas Kaberle.....	437
6. George Armstrong.....	417
7. Tim Horton.....	349
8. Ted Kennedy.....	329
9. Doug Gilmour.....	321
10. Bob Pulford.....	312
11. Ron Ellis.....	308
12. Norm Ullman.....	305
13. Ian Turnbull.....	302
14. Frank Mahovlich.....	301
15. Jim McKenny.....	246
16. Lanny McDonald.....	240

*Still Active with Leafs

ALL-TIME STATS LEADERS

17. Rick Vaive	238
18. Red Kelly	232
19. Syl Apps	231
Gary Leeman	231
21. Phil Kessel	213
22. Vincent Damphousse	211
23. Todd Gill	210
24. Jim Thomson	208
25. John Anderson	204

Most Assists, Season (50+)

1. Doug Gilmour (92-93)	95
2. Doug Gilmour (93-94)	84
3. Darryl Sittler (77-78)	72
4. Borje Salming (76-77)	66
5. Borje Salming (80-81)	61
Doug Gilmour (91-92)	
(Tor.) 34 (Overall)	61
Vincent Damphousse (89-90)	61
8. Borje Salming (77-78)	60
9. Darryl Sittler (75-76)	59
10. Tomas Kaberle (05-06)	58
11. Ian Turnbull (76-77)	57
Darryl Sittler (79-80)	57
Wilf Paiement (80-81)	57
14. Lanny McDonald (75-76)	56
Borje Salming (78-79)	56
Dan Daoust (83-84)	56
Ed Olczyk (89-90)	56
18. Darryl Sittler (80-81)	53
Mats Sundin (96-97)	53
20. Darryl Sittler (76-77)	52
Borje Salming (79-80)	52
Ed Olczyk (88-89)	52
23. Norm Ullman (70-71)	51
Ian Turnbull (78-79)	51
Darryl Sittler (78-79)	51
26. Red Kelly (60-61)	50
Norm Ullman (71-72)	50
Bill Derlago (81-82)	50
Mark Osborne (89-90)	50
Mats Sundin (95-96)	50

POINTS

Most Points, Season (80+)

1. Doug Gilmour (92-93)	127
2. Darryl Sittler (77-78)	117
3. Doug Gilmour (93-94)	111
4. Darryl Sittler (75-76)	100
5. Dave Andreychuk (93-94)	99
6. Darryl Sittler (79-80)	97
Wilf Paiement (80-81)	97
8. Darryl Sittler (80-81)	96
9. Gary Leeman (89-90)	95
10. Mats Sundin (96-97)	94
Vincent Damphousse (89-90)	94
12. Lanny McDonald (75-76)	93
Rick Vaive (83-84)	93
14. Lanny McDonald (76-77)	90
Darryl Sittler (76-77)	90
Ed Olczyk (88-89)	90
17. Rick Vaive (81-82)	89
18. Ed Olczyk (89-90)	88
19. Lanny McDonald (77-78)	87
Darryl Sittler (78-79)	87
Doug Gilmour (91-92)	87
22. Norm Ullman (70-71)	85
Lanny McDonald (78-79)	85
24. Frank Mahovlich (60-61)	84
Darryl Sittler (73-74)	84

Bill Derlago (81-82)	84
27. Mats Sundin (95-96)	83
Mats Sundin (98-99)	83
29. Phil Kessel (11-12)	82
30. Darryl Sittler (74-75)	80
Errol Thompson (75-76)	80
John Anderson (82-83)	80
Mats Sundin (01-02)	80
Phil Kessel (13-14)	80

PENALTY MINUTES

Most Penalty Minutes, Career (500+)

1. Tie Domi	2265
2. Dave Williams	1670
3. Wendel Clark	1535
4. Tim Horton	1389
5. Borje Salming	1292
6. Red Horner	1264
7. Bob Baun	1155
8. Bob McGill	988
9. Rick Vaive	940
10. Todd Gill	922
11. Carl Brewer	917
12. Jim Thomson	845
13. Bryan McCabe	785
14. Frank Mahovlich	782
15. Darryl Sittler	763
Wade Belak	763
17. Darcy Tucker	756
18. Mats Sundin	748
19. George Armstrong	721
20. Gus Mortson	709
21. Jim Korn	708
22. Bob Pulford	691
23. Eddie Shack	676
24. Ian Turnbull	651
25. Tod Sloan	650
26. Colton Orr	637
27. Brian Glennie	599
28. Dion Phaneuf	598
29. Mike Pelyk	566
30. Mark Osborne	563
31. Jim Dorey	553
32. Al Iafrate	546
33. Dan Daoust	540
34. Dan Maloney	538
35. Dick Duff	535
36. *Dion Phaneuf	531
37. Hap Day	528
38. Bill Ezinicki	525
39. Pat Boutette	520
Ken Baumgartner	520
41. Brian Curran	512

Most Penalty Minutes, Season (200+)

1. Tie Domi (97-98)	365
2. Dave Williams (77-78)	351
3. Dave Williams (76-77)	338
4. Brian Curran (89-90)	301
5. Dave Williams (75-76)	299
6. Dave Williams (78-79)	298
7. Tie Domi (95-96)	297
8. Tie Domi (96-97)	275
9. Wendel Clark (86-87)	271
10. Bob McGill (81-82)	263
11. Jim Korn (83-84)	257
12. John Kordic (89-90)	252
13. Bob McGill (84-85)	250
14. Colton Orr (09-10)	239
15. Luke Richardson (90-91)	238

*Still Active with Leafs

ALL-TIME STATS LEADERS

16. Dave Hutchison (78-79).....	235
17. Rick Vaive (80-81).....	229
18. Wendel Clark (85-86).....	227
19. Al Secord (87-88).....	221
20. Tie Domi (00-01).....	214
21. Rob Pearson (92-93).....	211
22. Jeff Brubaker (84-85).....	209
23. Tie Domi (03-04).....	208
24. Wilf Paiement (81-82).....	203
25. Rob Ramage (89-90).....	202
26. Jim Dorey (68-69).....	200

PLUS/MINUS (since 1967-68)

1. Borje Salming.....	181
2. Mats Sundin.....	99
3. Lanny McDonald.....	89
4. Paul Henderson.....	84
5. Ron Ellis.....	67
6. Brian Glennie.....	63
Dave Keon.....	63
Bryan McCabe.....	63
8. Alexei Ponikarovsky.....	56
9. Doug Gilmour.....	55
10. Nik Antropov.....	54
11. Norm Ullman.....	53

GOALTENDING

Most Shutouts, Career

1. Walter Broda.....	62
2. Harry Lumley.....	34
3. Lorne Chabot.....	33
Johnny Bower.....	33
5. George Hainsworth.....	19
Bruce Gamble.....	19
7. Ed Belfour.....	17
Curtis Joseph.....	17
9. Mike Palmateer.....	15
10. Ed Chadwick.....	14
11. Felix Potvin.....	12
12. Al Rollins.....	11
14. John Ross Roach.....	8
15. Allan Bester.....	7
Jacques Plante.....	7
17. * Jonathan Bernier.....	6

Most Wins, Career

1. Turk Broda.....	209
2. Johnny Bower.....	220
3. Felix Potvin.....	160
4. Curtis Joseph.....	138
5. Mike Palmateer.....	129
6. Harry Lumley.....	104
7. Lorne Chabot.....	107
8. John Ross Roach.....	98
9. Ed Belfour.....	93
10. George Hainsworth.....	79
11. Allan Bester.....	69
12. Vesa Toskala.....	62
13. * Jonathan Bernier.....	59
14. Ed Chadwick.....	57
Al Rollins.....	57
16. Ken Wregget.....	55
17. Jacques Plante.....	48

Most Losses, Career

1. Walter Broda.....	224
2. Johnny Bower.....	161
3. Felix Potvin.....	149
4. Mike Palmateer.....	112
Ken Wregget.....	112
6. John Ross Roach.....	107
7. Harry Lumley.....	106
8. Curtis Joseph.....	97
9. Allan Bester.....	91
10. Ed Chadwick.....	89
11. Bruce Gamble.....	83
12. Lorne Chabot.....	80
13. Ed Belfour.....	61
14. * Jonathan Bernier.....	59
15. Vesa Toskala.....	54
16. George Hainsworth.....	48
17. Jonas Gustavsson.....	45

Most Games, Career

1. Walter Broda.....	629
2. Johnny Bower.....	472
3. Felix Potvin.....	369
4. Mike Palmateer.....	296
5. Curtis Joseph.....	270
6. Harry Lumley.....	267
7. John Ross Roach.....	222
8. Lorne Chabot.....	215
9. Bruce Gamble.....	210
10. James Reimer.....	207
11. Ken Wregget.....	200

Minutes, Career


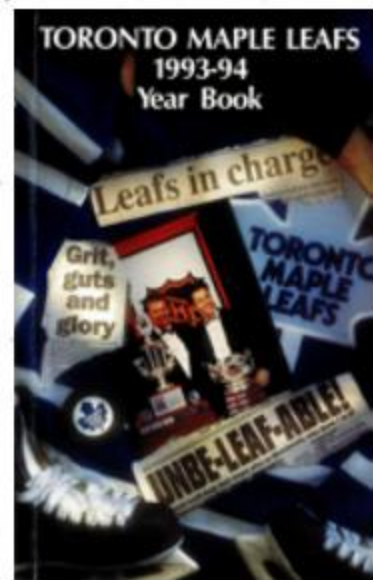


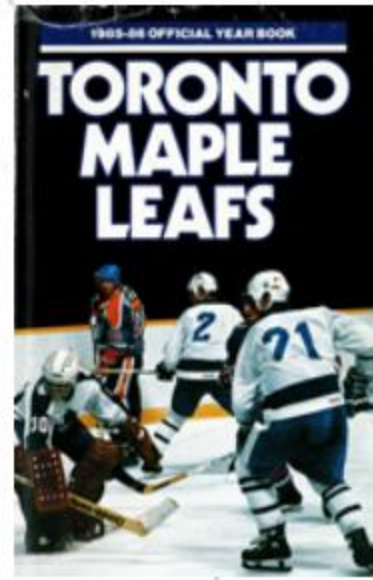


1. Turk Broda.....	38167
2. Johnny Bower.....	27395
3. Felix Potvin.....	21461
4. Mike Palmateer.....	16847
5. Harry Lumley.....	16000
6. Curtis Joseph.....	15808
7. John Ross Roach.....	13653
8. Lorne Chabot.....	13024
9. Bruce Gamble.....	11675
10. James Reimer.....	11176
11. Allan Bester.....	10949

Goals Against Average, Career

(2400 minutes minimum)

1. John Ross Roach.....	2.00
2. Al Rollins.....	2.06
3. Lorne Chabot.....	2.20
4. Harry Lumley.....	2.21
5. George Hainsworth.....	2.26
6. Jacques Plante.....	2.46
7. Curtis Joseph.....	2.49
8. Ed Belfour.....	2.51
9. Johnny Bower.....	2.51
10. Walter Broda.....	2.53
11. Bernie Parent.....	2.59
12. Damien Rhodes.....	2.64
13. Don Simmons.....	2.71
14. Jean Sebastien-Giguere.....	2.73
15. *Jonathan Bernier.....	2.80
16. Terry Sawchuck.....	2.81
17. James Reimer.....	2.83
18. Felix Potvin.....	2.87

*Still Active with Leafs



TEAM RECORDS (SEASON)

TEAM RECORDS, SEASON

Points, Season

Most Points

103 2003-04 (82 games)
100 2001-02 (82 games)
100 1999-00 (82 games)

Fewest Points

35 1926-27 (44 games)
40 1929-30 (44 games)

Highest Points Percentage

.679 1950-51 (70 games)
.667 1934-35 (48 games)

Lowest Points Percentage

.300 1984-85 (80 games)
.325 1987-88 (80 games)

Wins, Season

Most Wins

45 2003-04 (82 games)
45 1999-00 (82 games)
45 1998-99 (82 games)

Most Home Wins

26 2005-06 (41 games)
25 1992-93 (42 games)
25 1961-62 (35 games)

Most Road Wins

23 2003-04 (41 games)
22 1998-99 (41 games)

Fewest Wins

15 1926-27 (44 games)
17 1929-30 (44 games)

Fewest Home Wins

9 1927-28 (22 games)
10 Four times:
Most recently in 1984-85 (40 games)

Fewest Road Wins

5 1955-56 (35 games)
5 1926-27 (22 games)

Losses, Season

Most Losses

52 1984-85 (80 games)
49 1987-88 (80 games)

Most Home Losses

28 1984-85 (40 games)
21 Three times:
Most recently in 1990-91 (40 games)

Most Road Losses

29 1987-88 (40 games)
29 1983-84 (40 games)
29 1972-73 (39 games)

Fewest Losses

13 1933-34 (48 games)
13 1930-31 (44 games)

Fewest Home Losses

2 1933-34 (24 games)
3 1947-48 (30 games)
3 1939-40 (24 games)

Fewest Road Losses

8 1950-51 (35 games)
8 1934-35 (24 games)

Overtime, Season

Most Overtime Wins

7 2005-06
7 2002-03
7 1999-00
6 1985-86
5 2013-14
5 2011-12
5 2000-01

Most Home Overtime Wins

5 1998-99
4 2013-14
4 2008-09
4 2007-08
4 2006-07
4 2005-06
4 2002-03
4 2000-01
4 1991-92

Most Road Overtime Wins

4 2003-04
4 1999-00

Most Overtime Losses

10 2009-10
6 1985-86
5 2015-16
5 2011-12
5 2010-11
5 2000-01

Most Home Overtime Losses

6 2009-10
4 2008-09
4 2000-01

Most Road Overtime Losses

4 2013-14
4 2009-10
4 2001-02
4 1985-86

Ties, Season

Most Ties

22 1954-55 (70 games)
16 Four times: Most recently in 1981-82

Most Home Ties

11 1954-55 (35 games)
10 1968-69 (38 games)
10 1948-49 (30 games)

Most Road Ties

11 1964-65 (35 games)
11 1954-55 (35 games)

TEAM RECORDS (SEASON)

Fewest Ties

- 3 1941-42 (48 games)
- 4 Four times: Most recently in 1989-90

Fewest Home Ties

- 0 1941-42 (24 games)
- 1 1936-37, 1943-44

Fewest Road Ties

- 0 1939-40 (24 games)
- 1 Four times: Most recently in 1988-89

Shutouts, Season

Most Shutouts

- 13 1953-54

Most Times Shut Out

- 13 1926-27

Streaks, Season

Longest Winning Streak

- 10 Oct. 7 to Oct. 28, 1993

Longest Home Winning Streak

- 9 Mar. 6 to Apr. 7, 2007
- 9 Nov. 11 to Dec. 26, 1953

Longest Road Winning Streak

- 7 Jan. 29 to Feb. 22, 2003
- 7 Dec. 4, 1960 to Jan. 5, 1961
- 7 Nov. 14 to Dec. 15, 1940

Longest Undefeated Streak

- 11 Jan. 6 to Feb. 1, 1994 (7W-4T)
- 11 Oct. 15 to Nov. 8, 1950 (8W-3T)

Longest Home Undefeated Streak

- 18 Oct. 31, 1953 to Jan. 23, 1954 (16W-2T)
- 18 Nov. 28, 1933 to Mar. 10, 1934 (15W-3T)

Longest Road Undefeated Streak

- 9 Nov. 30, 1947 to Jan. 11, 1948 (4W-5T)

Longest Losing Streak

- 10 Jan. 15 to Feb. 8, 1967

Longest Home Losing Streak

- 7 Nov. 11 to Dec. 5, 1984

Longest Road Losing Streak

- 11 Feb. 20 to Apr. 1, 1988

Longest Winless Streak

- 15 Dec. 26, 1987 to Jan. 25, 1988 (11L-4T)

Longest Home Winless Streak

- 11 Feb. 11, 2012 to Mar. 27, 2012 (8L-20T-15O)
- 11 Dec. 19, 1987 to Jan. 25, 1988 (7L-4T)

Longest Road Winless Streak

- 18 Oct. 6, 1982 to Jan. 5, 1983 (13L-5T)

Longest Shutout Streak

- 311:42 Nov. 13-25, 1930, (Lorne Chabot, Benny Grant)

Goals, Season

Most Goals

- 337 1989-90 (80 games)
- 322 1980-81 (80 games)

Most Goals Against

- 387 1983-84 (80 games)
- 386 1985-86 (80 games)

Fewest Goals

- 79 1926-27 (44 games)

Fewest Goals (Minimum 70 games)

- 147 1954-55 (70 games)

Fewest Goals Against

- 69 1928-29 (44 games)

Fewest Goals Against (Minimum 70 games)

- 131 1953-54 (70 games)

Highest Goals Per Game Average

- 4.28 1943-44 (214 goals in 50 games)
- 4.21 1989-90 (337 goals in 80 games)

Highest Goals Against Per Game Average

- 4.837 1983-84 (387 goals in 80 games)
- 4.825 1985-86 (386 goals in 80 games)

Most Powerplay Goals

- 107 2005-06 (82 games)

Most Shorthanded Goals

- 17 1986-87 (80 games)

Most 20-Goal Scorers

- 7 1989-90 (Leeman, Damphousse, Iczyk, Marois, Osborne, Iafrate, Franceschetti)
- 7 1985-86 (Clark, Vaive, Frycer, Fergus, M. Stastny, Courtnall, Thomas)
- 7 1980-81 (Sittler, Paiement, Vaive, Derlago, Sedlbauer, Martin, Maloney)

Most 30-Goal Scorers

- 4 1989-90 (Leeman, Damphousse, Olczyk, Marois)
- 4 1980-81 (Sittler, Paiement, Vaive, Derlago)

Most 40-Goal Scorers

- 2 1993-94 (Clark, Andreychuk)
- 2 1983-84 (Vaive, Derlago)
- 2 1980-81 (Sittler, Paiement)
- 2 1977-78 (Sittler, McDonald)
- 2 1975-76 (Sittler, Thompson)

TEAM RECORDS (GAME)

TEAM RECORDS, GAME

Largest Margin of Victory, Leaf Shutout

13 Jan. 2, 1971 vs. Detroit W 13-0

Goals, Game

Most Goals

14 Mar. 16, 1957 vs. NY Rangers, W 14-1

Most Goals Against

14 Mar. 19, 1981 at Buffalo, L 4-14

Most Goals, Both Teams

20 Jan. 8, 1986 vs. Edmonton W 11-9

Most Powerplay Goals

7 Oct. 14, 2005 at Atlanta W 9-1

Most Powerplay Goals Against

7 Mar. 13, 1987 at Washington, L 2-10

Most Powerplay Goals, Both Teams

9 Oct. 14, 1978 vs. NY Islanders, W 10-7
(Leafs 5PPG - Islanders 4PPG)

Most Shorthanded Goals

3 Nov. 16, 1988 vs. Pittsburgh, W 8-5

Assists, Game

Most Assists

23 Mar. 16, 1957 vs. NY Rangers, W 14-1

Most Assists Against

22 Mar. 19, 1981 at Buffalo, L 4-14

Most Assists, Both Teams

32 Oct. 14, 1978, vs. NY Islanders, W 10-7
(Leafs 18A - Islanders 14A)

Points, Game

Most Points

37 Mar. 16, 1957 vs. NY Rangers (14G, 23A),
W 14-1

Most Points Against

36 Mar. 19, 1981 at Buffalo (14G, 22A), L 4-14

Most Points, Both Teams

53 Jan. 8, 1986 vs. Edmonton (20G, 33A),
W 11-9 (Leafs 17A - Oilers 16A)

Fastest, Game

Fastest Maple Leaf Goal, Start of Game

0:07 Charlie Conacher, Feb. 6, 1932 vs. Boston

Fastest Opponent Goal, Start of a Game:

0:05** Alex Mogilny, Dec. 21, 1991 vs. Buffalo

Fastest Maple Leafs Goal, Start of a Period:

0:04 ** James van Riemsdyk, Mar. 28, 2014 at
Philadelphia (2nd period)

Fastest Opponent Goal, Start of a Period:

0:05 Oliver Ekman-Larsson, Jan. 29, 2015 vs
Arizona (3rd period)
Alex Mogilny, Dec. 21, 1991 vs. Buffalo
(1st period)

Fastest Maple Leafs Goal, Overtime:

0:06 Mats Sundin, Dec. 30, 1995 at St. Louis

Fastest Opponent Overtime Goal, Overtime:

0:12 Joe Thornton, Oct. 25, 2001 at Boston

Fastest Two Goals

0:04** Dec. 29, 1988 at Quebec, 3rd period,
Ed Olczyk (5:24), Gary Leeman (5:28),
W 6-5

Fastest Three Goals

0:39 Jan. 20, 1940 vs. NY Americans,
1st period, Sweeney Schriner (3:25), Harry
Taylor (3:52), Pep Kelly (4:04), W 5-1

Fastest Three Goals, Both Teams

0:26 Dec. 20, 2014 vs. PHI, 1st period, L 4-7

Fastest Four Goals

1:25 Mar. 26, 2002 vs. Tampa Bay, 3rd period,
Robert Reichel (5:10), Mats Sundin (5:53), Tie
Domi (6:09), Tie Domi (6:35), W 7-2

Fastest Five Goals

4:18 Feb. 13, 1971 vs. Los Angeles, 2nd period, W 8-1

Fastest Six Goals

7:16 Jan. 12, 1946 vs. Detroit, 1st period, Gus
Bodnar (3:17), Billy Taylor (5:48), Gaye Stewart
(7:13), Syl Apps (7:46), Jack Hamilton (9:22),
Billy Taylor (10:33), W 9-3

Fastest Two Powerplay Goals

0:06 Feb. 9, 1952 vs. Montreal, 2nd period, Howie
Meeker (10:14), Howie Meeker (10:20), W 3-2

Fastest Three Powerplay Goals

1:16 Feb. 9, 1952 vs. Montreal, 2nd period, Howie
Meeker (10:14), Howie Meeker (10:20),
George Armstrong (11:30), W 3-2

Fastest Two Goals Against

0:06 Jan. 26, 1933 vs. Boston, 3rd period, Nels
Stewart (15:03), Percy Galbraith (15:09), L 2-4

Fastest Three Goals Against

0:27 Nov. 15, 1944 vs. Detroit, 2nd period,
Hal Jackson (11:48), Steve Wochy (12:02),
Don Grosso (12:15), L 4-8

Fastest Four Goals Against

2:08 Feb. 19, 1985 vs. Edmonton, (14:23 to 16:31 of
2nd period) Wayne Gretzky, Jari Kurri(2), and
Mark Napier, L 4-9

Fastest Five Goals Against

6:10 January 8, 1986 vs. Edmonton, (15:10 of 2nd
period to 1:20 of 3rd period), Wayne Gretzky,
Kevin McClelland, Paul Coffey, Jari Kurri, and
Glenn Anderson, W 11-9

Fastest Six Goals Against

10:02 January 8, 1986 vs. Edmonton, (11:19 of
2nd period to 1:20 of the 3rd period),
Raimo Summanen, Wayne Gretzky, Kevin
McClelland, Paul Coffey, Jari Kurri, and Glenn
Anderson, W 11-9

Fastest Two Goals, Both Teams

0:05 Jan. 2, 2016 vs. St. Louis, 2nd period, Vladimir
Tarasenko, STL (8:28), James van Riemsdyk
TOR (8:33), W 4-1

0:07 Feb. 25, 1992 vs. New Jersey, 3rd period,
Randy McKay, N.J. (9:06), Peter Zedel
(9:13) T 5-5

TEAM RECORDS (GAME)

- 0:07 Oct. 11, 1970 at Vancouver, 3rd period, Andre Boudrias, VAN (9:00), Norm Ullman, TOR (9:07), L 3-5
- 0:07 Mar. 15, 1964 at NY Rangers, 3rd period, Jim Neilson, NYR, (1:27), Tim Horton, TOR (1:34), W 3-1

Fastest Three Goals, Both Teams

- 0:21 Dec. 23, 2015 at Arizona, 1st period, James van Riemsdyk TOR (15:09), Shane Doan, ARI (15:16), Shane Doan, ARI (15:30), L 3-2
- 0:26 Dec. 20, 2014 vs. PHI, 1st period, L 4-7

Fastest Four Goals, Both Teams

- 0:53* Oct. 15, 1983 vs. Chicago, 2nd period, Gaston Gingras, TOR (16:49), Denis Savard, CHI (17:12), Steve Larmer, CHI (17:27), Denis Savard, CHI (17:42), W 10-8

Fastest Five Goals, Both Teams

- 1:24* Oct. 15, 1983 vs. Chicago, 2nd period, Gaston Gingras, TOR (16:49), Denis Savard, CHI (17:12), Steve Larmer, CHI (17:27), Denis Savard, CHI (17:42), John Anderson, TOR (18:13), W 10-8

Fastest Six Goals, Both Teams

- 3:15 Jan. 4, 1944 at Montreal, 1st period, Maurice Richard, MTL (14:10), Don Webster, TOR (15:13), Fern Majeau, MTL (15:41), Buggy Watson, MTL (15:52), Lorne Carr, TOR (16:55), Emile Bouchard, MTL (17:25), L 3-6

Shots On Goal, Game (Since 1955/56)

Most Shots On Goal

- 61 Nov. 23, 2009 vs. NY Islanders, OTL 3-4
*includes overtime
- 61* Feb. 25, 1976 vs. Detroit, W 8-0

Most Shots Against

- 65 Mar. 15, 1984 at Hartford, L 3-5

Most Shots, Both Teams

- 109 Oct. 9, 1955 at Chicago, W 5-3
(Leafs 58 - Blackhawks 51)

Fewest Shots On Goal

- 9 Mar. 4, 1999 at St. Louis, W 4-0

Fewest Shots Against

- 10 Oct. 28, 2014 vs. BUF, W 4-0

Fewest Shots, Both Teams

- 32 Jan. 5, 2002 vs. Ottawa, W 3-1
- 32 Jan. 24, 1985 at NY Islanders, L 4-1

Penalties, Game

Most Penalty Minutes

- 154 Nov. 15, 1986 vs. Detroit, W 6-0

Most Penalty Minutes, Opponent

- 160 Jan. 13 1986 vs. Detroit, W 7-4

Most Penalty Minutes, Both Teams

- 300 Nov. 15, 1986 vs. Detroit, W 6-0
Toronto: 17 min, 8 maj, 6 mis, 2 game/Detroit: 13 min, 10 maj, 4 min, 3 game

Most Penalties

- 33 Nov. 15, 1986 vs. Detroit, W 6-0

Most Penalties, Opponent

- 33 Jan. 13 1986 vs. Detroit, W 7-4

Most Penalties, Both Teams

- 66 Mar. 2, 1990 at Detroit, L 2-3



Mats Sundin

* NHL Record **Ties NHL Record

TEAM RECORDS (PERIOD)

TEAM RECORDS, PERIOD

Goals, Period

Most Goals

7 Jan. 2, 1971 vs. Detroit, 3rd period, W 13-0

Most Goals Against

9* Mar. 19, 1981 at Buffalo, 2nd period, L 4-14

Most Powerplay Goals

3 Nov. 19, 2011 vs. Washington, 2nd period, W 7-1

3 Jan. 7, 2011 at Atlanta, 2nd period, W 9-3

Most Goals, Both Teams

12** Mar. 19, 1981 at Buffalo, 2nd period, L 4-14

Assists, Period

Most Assists

11 Nov. 12, 1999 at Chicago 3, 3rd period, W 10-3

11 Jan. 2, 1971 vs. Detroit, 3rd period, W 13-0

Most Assists Against

14 Mar. 19, 1981 at Buffalo, 2nd period, L 4-14

14 Mar. 16, 1969 vs. Boston, 2nd period, L 3-11

Most Assists, Both Teams

19 Mar. 19, 1981 at Buffalo, 2nd period, L 4-14
(Leafs 5A - Sabres 14A)

Points, Period

Most Points

18 Jan. 2, 1971 vs. Detroit, 3rd period, W 13-0

Most Points Against

23* Mar. 19, 1981 at Buffalo, 2nd period, L 4-14

Most Points, Both Teams

31 Mar. 19, 1981 at Buffalo, 2nd period, L 4-14
(Leafs 3G, 5A - Sabres 9G, 14A)

Shots On Goal, Period (Since 1955/56)

Most Shots

30 Feb. 25, 1976 vs. Detroit, 1st period, W 8-0

Most Shots Against

32 Mar. 15, 1984 at Hartford, 2nd period, L 3-5

Most Shots, Both Teams

46 Dec. 18, 1976 vs. Colorado, 3rd period,
(Leafs 21 - Rockies 25 shots) W 4-2

Fewest Shots

0 Apr. 3, 2000 at Buffalo, 2nd period, L 2-3

Fewest Shots Against

0 Oct. 21, 2008 vs. Anaheim, 3rd period, 2-3 L
(SO)

Penalties, Period

Most Penalty Minutes

108 Jan. 13, 1986 vs. Detroit, 3rd period, W 7-4

Most Penalty Minutes, Opponent

134 Jan. 13, 1986 vs. Detroit, 3rd period, W 7-4

Most Penalty Minutes, Both Teams

242 Jan. 13, 1986 vs. Detroit, 3rd period, W 7-4

Most Penalties

18 Jan. 13, 1986 vs. Detroit, 3rd period, W 7-4

Most Penalties, Opponent

23 Jan. 13, 1986 vs. Detroit, 3rd period, W 7-4

Most Penalties, Both Teams

41 Jan. 13, 1986 vs. Detroit, 3rd period, W 7-4

* NHL Record **Ties NHL Record



Borje Salming

INDIVIDUAL RECORDS (CAREER)

INDIVIDUAL RECORDS, CAREER

Most Seasons, Career

21	George Armstrong
20	Tim Horton
16	Ron Ellis
16	Borje Salming

Games Played, Career

Most Games

1187	George Armstrong
1185	Tim Horton
1099	Borje Salming

Most Games, Goaltender

629	Walter (Turk) Broda
472	Johnny Bower
369	Felix Potvin

Most Games, Defence

1185	Tim Horton
1099	Borje Salming
878	Tomas Kaberle

Most Games, Centre

1062	Dave Keon
981	Mats Sundin
947	Bob Pulford

Most Games, Left Wing

720	Frank Mahovlich
608	Wendel Clark
601	Sid Smith

Most Games, Right Wing

1187	George Armstrong
1034	Ron Ellis
838	Ron Stewart

Longest Consecutive Games Streak

486 Tim Horton, Feb. 11, 1961 to Feb. 4, 1968

Goals, Career

Most Goals

420	Mats Sundin
389	Darryl Sittler
365	Dave Keon

Most Goals, Defence

148	Borje Salming
112	Ian Turnbull
109	Tim Horton

Most Goals, Centre

420	Mats Sundin
389	Darryl Sittler
365	Dave Keon

Most Goals, Left Wing

296	Frank Mahovlich
260	Wendel Clark
186	Busher Jackson
186	Sid Smith

Most Goals, Right Wing

332	Ron Ellis
299	Rick Vaive
296	George Armstrong

Overtime Goals

14	Mats Sundin
7	Tomas Kaberle
6	Wendel Clark
6	Steve Thomas

Most 20-goal Seasons

13	Mats Sundin
11	Ron Ellis
11	Dave Keon
9	Darryl Sittler

Most 30-goal Seasons

10	Mats Sundin
8	Darryl Sittler
7	Rick Vaive

Most 40-goal Seasons

4	Darryl Sittler
3	Rick Vaive
3	Lanny McDonald

Most 50-goal Seasons

3	Rick Vaive
2	Dave Andreychuk
1	Gary Leeman

Assists, Career

Most Assists

620	Borje Salming
567	Mats Sundin
527	Darryl Sittler

Most Assists, Defence

620	Borje Salming
437	Tomas Kaberle
349	Tim Horton

Most Assists, Centre

567	Mats Sundin
527	Darryl Sittler
493	Dave Keon

Most Assists, Left Wing

301	Frank Mahovlich
211	Vincent Damphousse
183	Sid Smith

Most Assists, Right Wing

417	George Armstrong
308	Ron Ellis
240	Lanny McDonald

Points, Career

Most Points

987	Mats Sundin
916	Darryl Sittler
858	Dave Keon

Most Points, Defence

768	Borje Salming
520	Tomas Kaberle
458	Tim Horton

Most Points, Centre

987	Mats Sundin
916	Darryl Sittler
858	Dave Keon

Most Points, Left Wing

597	Frank Mahovlich
441	Wendel Clark
369	Sid Smith

Most Points, Right Wing

713	George Armstrong
640	Ron Ellis
537	Rick Vaive

Cont'd...

INDIVIDUAL / GOALTENDING RECORDS (CAREER)

Penalty Minutes, Career

Most Penalty Minutes

2265 Tie Domi
1670 Dave (Tiger) Williams
1535 Wendel Clark

Most Penalty Minutes, Defence

1389 Tim Horton
1292 Borje Salming
1264 Red Horner

Most Penalty Minutes, Centre

763 Darryl Sittler
748 Mats Sundin
691 Bob Pulford

Most Penalty Minutes, Left Wing

1670 Dave (Tiger) Williams
1535 Wendel Clark
782 Frank Mahovlich

Most Penalty Minutes, Right Wing

2265 Tie Domi
940 Rick Vaive
721 George Armstrong

GOALTENDERS RECORDS, CAREER

Most Games Played

629 Walter (Turk) Broda
472 Johnny Bower
369 Felix Potvin

Most Wins

302 Walter (Turk) Broda
220 Johnny Bower
160 Felix Potvin

Most Shutouts

62 Walter (Turk) Broda
34 Harry Lumley
33 Lorne Chabot
33 Johnny Bower

Lowest GAA (Min. 100 games)

2.06 Al Rollins
2.20 Lorne Chabot
2.21 Harry Lumley

* NHL Record **Ties NHL Record



Vincent Damphousse

INDIVIDUAL RECORDS (SEASON)

INDIVIDUAL RECORDS, SEASON

Goals, Season

Most Goals

- 54 Dave Andreychuk, 1992-93, (29-**Buffalo**)
- 54 Rick Vaive, 1981-82
- 53 Dave Andreychuk, 1993-94

Most Goals, Defence

- 22 Al Iafrate, 1987-88
- 22 Ian Turnbull, 1976-77
- 21 Al Iafrate, 1989-90

Most Goals, Centre

- 45 Darryl Sittler, 1977-78
- 43 Darryl Sittler, 1980-81
- 42 Ed Olczyk, 1987-88

Most Goals, Left Wing

- 54 Dave Andreychuk, 1992-93, (29-**Buffalo**)
- 53 Dave Andreychuk, 1993-94
- 48 Frank Mahovlich, 1960-61
- 46 Wendel Clark, 1993-94

Most Goals, Right Wing

- 54 Rick Vaive, 1981-82
- 52 Rick Vaive, 1983-84
- 51 Gary Leeman, 1989-90
- 51 Rick Vaive, 1982-83

Most Goals, Rookie

- 34 Wendel Clark 1985-86
- 31 Daniel Marois, 1988-89

Most Powerplay Goals

- 21 Dave Andreychuk, 1993-94
- 21 Wendel Clark, 1993-94
- 18 Darcy Tucker, 2005-06
- 18 Rick Vaive, 1982-83

Most Shorthanded Goals

- 8 Dave Reid, 1990-91
- 8 Dave Keon, 1970-71

Most Overtime Goals (Since 1983-84)

- 4 Mats Sundin, 1999-00
- 2 Tim Connolly, 2011-12
- 2 Nikolai Kulemin, 2009-10
- 2 Pavel Kubina, 2007-08 & 2008-09
- 2 Tomas Kaberle, 2005-06
- 2 Mats Sundin, 2001-02 & 2002-03
- 2 Nik Antropov, 2002-03
- 2 Steve Thomas, 1986-87 & 1999-00
- 2 Wendel Clark, 1991-92 & 1993-94

Longest Goal Streak

- 10 John Anderson, Mar. 18 to Apr. 7, 1985

Longest Home Goal Streak

- 13 Babe Dye, Dec. 5, 1924 to Feb. 28, 1925

Longest Road Goal Streak

- 8 Babe Dye, Jan. 3, 1921 to Feb. 12, 1921
- 8 Frank Mahovlich, Dec. 1, 1960 to Jan. 5, 1961
- 8 Daniel Marois, Oct. 7 to Nov. 9, 1989

Assists, Season

Most Assists

- 95 Doug Gilmour, 1992-93
- 84 Doug Gilmour, 1993-94
- 72 Darryl Sittler, 1977-78

Most Assists, Defence

- 66 Borje Salming, 1976-77
- 61 Borje Salming, 1980-81
- 60 Borje Salming, 1977-78

Most Assists, Centre

- 95 Doug Gilmour, 1992-93
- 84 Doug Gilmour, 1993-94
- 72 Darryl Sittler, 1977-78

Most Assists, Left Wing

- 61 Vincent Damphousse, 1989-90
- 47 Vincent Damphousse, 1990-91
- 46 Dave Andreychuk, 1993-94

Most Assists, Right Wing

- 57 Wilf Paiement, 1980-81
- 56 Lanny McDonald 1975-76
- 49 John Anderson, 1982-83

Most Assists, Rookie

- 40 Gus Bodnar, 1943-44
- 38 Peter Ilnacak, 1982-83

Longest Assist Streak

- 12 Norm Ullman, Dec. 12, 1970 to Jan. 6, 1971

Longest Home Assist Streak

- 15 Darryl Sittler, Oct. 27, 1976 to Jan. 1, 1977

Longest Road Assist Streak

- 11 Borje Salming, Oct. 28, 1976 to Dec. 5, 1976

Most Assists, Season, Goaltender

- 5 Mike Palmateer, 1978-79
- 5 Ken Wregget, 1987-88
- 5 Curtis Joseph, 1998-99
- 5 Vesa Toskala, 2007-08
- 4 Ken Wregget, 1986-87
- 4 Felix Potvin, 1993-94

Points, Season

Most Points

- 127 Doug Gilmour, 1992-93
- 117 Darryl Sittler, 1977-78
- 111 Doug Gilmour, 1993-94

Most Points, Defence

- 79 Ian Turnbull, 1976-77
- 78 Borje Salming, 1976-77
- 76 Borje Salming, 1977-78

Most Points, Centre

- 127 Doug Gilmour, 1992-93
- 117 Darryl Sittler, 1977-78)
- 111 Doug Gilmour, 1993-94

Most Points, Left Wing

- 99 Dave Andreychuk, 1993-94
- 94 Vincent Damphousse, 1989-90
- 84 Frank Mahovlich, 1960-61

INDIVIDUAL / GOALTENDING RECORDS (SEASON)

Most Points, Right Wing

- 97 Wilf Paiement, 1980-81
95 Gary Leeman, 1989-90
93 Lanny McDonald, 1975-76

Most Points, Rookie

- 66 Peter Ilnacak, 1982-83
62 Gus Bodnar, 1943-44

Longest Point Streak

- 18 Ed Olczyk, 1989-90
18 Darryl Sittler, 1977-78

Longest Point Streak, Defence

- 10 Tom Kurvers, 1989-90 (four goals
11 assists) (Jan. 15-Feb. 7)

Longest Overall Point-Streak, Since Beginning of season:

- 8 Frank Mahovlich, 1961-62 Lanny McDonald,
1976-77 John Anderson, 1982-83

Longest Home Point-Streak, Since Beginning of season

- 16 Mats Sundin, 2007-08
(Oct. 3 - Dec. 4) (8 G, 17 A)

Longest Road Point-Streak, Since Beginning of season:

- 9 Harry Cameron, 1921-22 (with St. Pats)

Penalty Minutes, Season

Most Penalty Minutes

- 365 Tie Domi, 1997-98
351 Dave Williams, 1977-78
338 Dave Williams, 1976-77

Most Penalty Minutes, Defence

- 301 Brian Curran, 1989-90
263 Bob McGill, 1981-82
250 Bob McGill, 1984-85

Most Penalty Minutes, Centre

- 178 Laurie Boschman, 1980-81
150 Laurie Boschman, 1981-82
124 Nik Antropov, 2002-03

Most Penalty Minutes, Left Wing

- 351 Dave Williams, 1977-78
338 Dave Williams, 1976-77
299 Dave Williams, 1975-76

Most Penalty Minutes, Right Wing

- 365 Tie Domi, 1997-98
297 Tie Domi, 1995-96
275 Tie Domi, 1996-97

Most Penalty Minutes, Rookie

- 263 Bob McGill, 1981-82

SHOTS ON GOAL, SEASON

- 346 Darryl Sittler, 1975-76
333 Dave Andreychuk, 1993-94
332 Jason Blake, 2007-08
331 Darryl Sittler, 1972-73
325 Phil Kessel, 2010-11
321 Mats Sundin, 2006-07

GOALTENDERS RECORDS, SEASON

Most Wins

- 37 Andrew Raycroft, 2006-07
37 Ed Belfour, 2002-03
36 Curtis Joseph, 1999-00
35 Curtis Joseph, 1998-99

Most Shutouts

- 13 Harry Lumley, 1953-54
12 Lorne Chabot, 1928-29
10 Ed Belfour, 2003-04
10 Harry Lumley, 1952-53

Most Saves

- 2214 Felix Potvin, 1996-97

Lowest GAA (Min. 15 games)

- 1.61 Lorne Chabot (1928-29)
1.77 Al Rollins (1950-51)
1.86 Harry Lumley (1953-54)

Longest winning streak

- 9 Felix Potvin (Oct. 7 - Oct. 28, 1993)
9 Jacques Plante (Dec. 12, 1970 - Jan. 9, 1971)
9 John Roach (Jan. 31 - Feb. 28, 1925)
8 Turk Broda (Nov. 24 - Dec. 15, 1940)
8 George Hainsworth (Nov. 8 - Dec. 1, 1934)

Longest winning streak rookie

- 7 Jonas Gustavsson (Mar. 6 - 27, 2010)
7 Gord McRae (Feb. 25 - Mar. 9, 1975)
7 Al Rollins (Mar. 14 - Mar. 25, 1951)

* NHL Record **Ties NHL Record



Curtis Joseph

INDIVIDUAL RECORDS (GAME & PERIOD)

INDIVIDUAL RECORDS, GAME & PERIOD

Goals, Game & Period

Most Goals, Game

6 Darryl Sittler, Feb. 7, 1976 vs. Boston, W 11-4

Most Goals Against, One Player

5 John Tonelli, Jan. 6, 1981 at NY Islanders, L 3-6

Most Goals, Defence, Game

5 Ian Turnbull, Feb. 2, 1977 vs. Detroit, W 9-1
4 Hap Day, Nov. 19, 1929 at Pittsburgh, L 5-10

Most Goals, Rookie, Game

5 Howie Meeker, Jan. 8, 1947 vs. Chicago, W 10-4

Most Goals, Period

4** Harvey (Busher) Jackson, Nov. 20, 1934 at St. Louis, 3rd period, W 5-2

Most Goals Against, Period

4** Al Secord, Jan. 7, 1987 at Chicago, 2nd period, L 4-6

Fastest Goal, Start of Game

0:07 Charlie Conacher, Feb. 6, 1932 vs. Boston
0:08 Ted Kennedy, Oct. 24, 1953 vs. Boston

Fastest Goal, By a Player in his First NHL Game

0:15 Gus Bodnar, Oct. 30, 1943 vs. NY Rangers

Fastest Goal, Start of Period

0:04 ** James van Riemsdyk, Mar. 28, 2014 at Philadelphia, 2nd period, L 2-4

Fastest Opponent Goal, Start of Period

0:05 Oliver Ekman-Larsson, Jan. 29, 2014 vs Arizona, 3rd period
Alex Mogilny, Dec. 21, 1991 vs. Buffalo, 1st period

Fastest Two Goals

0:07 Harvey Jackson, Feb. 18, 1932 vs. NY Rangers, 2nd period (12:50 & 12:57), W 5-3

Fastest Three Goals

2:54 Lanny McDonald, Oct. 16, 1976 vs. Philadelphia, 1st period, (8:24, 9:25 & 11:18), T 5-5

Fastest Two Powerplay Goals

0:06 Howie Meeker, Feb. 9, 1952 vs. Montreal, 2nd period (10:14 & 10:20), W 3-2

Fastest Two Powerplay Goals Against

0:25 Maurice Richard, Nov. 22, 1952 at Montreal, 2nd period (13:25 & 13:50), T 2-2

Fastest Two Shorthanded Goals

2:54 Darcy Tucker, Mar. 6, 2000 at Vancouver, 2nd period (19:14) & 3rd period (2:08), W 6-5

Fastest Two Shorthanded Goals Against, One Player

0:12* Esa Tikkanen, Nov. 12, 1988 vs. Edmonton, 1st period (10:44 & 10:56), L 2-6

Assists, Game & Period

Most Assists, Game

6 Doug Gilmour, Feb. 13, 1993 vs. Minnesota, W 6-1
6 Walter (Babe) Pratt, Jan. 8, 1944 vs. Boston, W 12-3

Most Assists Against, One Player

6 Mike Bossy, Jan. 6, 1981 at NY Islanders, L 3-6

Most Assists, Defence, Game

6** Walter (Babe) Pratt, Jan. 8, 1944 vs. Boston, W 12-3

Most Assists, Rookie, Game

4 Dan Daoust, Jan. 2, 1983 vs. Detroit, W 6-3
4 Pat Boutette, Feb. 25, 1976 vs. Detroit, W 8-0

Most Assists, Period

3 Several players: Most recent: Phil Kessel, Apr. 3, 2012 at Buffalo, 1st period, L 5-6 (OT)

Points, Game & Period

Most Points, Game

10* Darryl Sittler, Feb. 7, 1976 vs. Boston (6G, 4A), W 11-4

Most Points Against, One Player, Game

8 Bernie Nicholls, Dec. 1, 1988 at Los Angeles, L 3-9

Most Points, Defence, Game

6 Walter (Babe) Pratt, Jan. 8, 1944 vs. Boston, W 12-3 (6A)
5 Tomas Kaberle, Oct. 26, 2009 at Anaheim, W 6-3 (1G, 4A)
5 Bob Manno, Oct. 10, 1981 vs. Chicago, W 9-8 (1G, 4A)
5 Ian Turnbull, Feb. 2, 1977 vs. Detroit, W 9-1 (5G)
5 Hap Day, Nov. 19, 1929 vs. Pittsburgh, L 5-10 (4G, 1A)

Most Points, Rookie, Game

5 Howie Meeker, Jan. 8, 1947 vs. Chicago, W 10-4

Most Points, Period

5 Darryl Sittler, Feb. 7, 1976 vs. Boston, 2nd period (3G, 2A), W 11-4

Most Points Against, One Player, Period

4 Several Players

Penalty Minutes, Game & Period

Most Penalty Minutes, Game

57 Brad Smith, Nov. 15, 1986

Most Penalties, Game

9 Jim Dorey, Oct. 16, 1968

INDIVIDUAL / GOALTENDING ROOKIE RECORDS

INDIVIDUAL ROOKIE RECORDS

Goals

34	Wendel Clark, 1985-86
31	Daniel Marois, 1988-89
28	Walt Poddubny, 1982-83
28	Peter Ihnacak, 1982-83
27	Howie Meeker, 1946-47

Assists

40	Gus Bodnar, 1943-44
38	Peter Ihnacak, 1982-83
37	Bob Nevin, 1960-61
37	Steve Thomas, 1985-86
34	Kyle Wellwood, 2005-06
34	Borje Salming, 1973-74

Points

66	Peter Ihnacak, 1982-83
62	Gus Bodnar, 1943-44
59	Walt Poddubny, 1982-83
58	Bob Nevin, 1960-61
57	Steve Thomas, 1985-86

Plus-Minus (since 1967-68)

+38	Borje Salming, 1973-74
+17	Inge Hammarstrom, 1973-74
+16	Duane Rupp, 1967-68
+16	Paul Evans, 1977-78
+14	Nik Antropov, 1999-00

Penalty Minutes

263	Bob McGill, 1981-82
227	Wendel Clark, 1985-86
200	Jim Dorey, 1968-69
187	Dave Williams, 1974-75
147	Bill Barilko, 1947-48

Game-Winning Goals

8	Howie Meeker, 1946-47
5	Bob Nevin, 1960-61
5	Steve Thomas, 1985-86
4	- several players

Powerplay Goals

9	Dan Daoust, 1982-83
9	Walt Poddubny, 1982-83
9	Alexander Steen, 2005-06
7	Ron Ellis, 1964-65
7	Guy Trottier, 1970-71
7	Daniel Marois, 1988-89
7	Sergei Berezin, 1996-97

Shorthanded Goals

2	Gus Mortson, 1946-47
2	Jimmy Jones, 1977-78
2	Russ Courtnall, 1984-85

Goal Streaks

5	Gaye Stewart, Nov. 12 to 14, 1942
4	Gordie Drillon, Dec. 12 to 22, 1936
4	Danny Lewicki, Jan. 28 to Feb. 4, 1951
4	Ron Ellis, Mar. 20 to 27, 1965
4	Walt Poddubny, Dec. 4 to 8, 1982
4	Steve Thomas, Jan. 4 to 10, 1986
4	Daniel Marois, Mar. 12 to 19, 1989
4	Mikhail Grabovski, Nov. 2 to 8, 2008

Assists Streaks**(assists in consecutive TEAM games)**

6	Bob Nevin, Dec. 1 to 11, 1960
6	Dan Daoust, Dec. 29, 1982 to Jan. 8, 1983
6	Frank Nigro, Dec. 18, 1982 to Jan. 1, 1983

Points Streaks**(points in consecutive TEAM games)**

9	Gus Bodnar, Nov. 13 to Dec. 4, 1943
9	Bob Nevin, Dec. 1 to 18, 1960
9	Dan Daoust, Dec. 22 to Jan. 8, 1983
8	Daniel Marois, Mar. 7 to 22, 1989
8	Gus Bodnar, Dec. 12, 1943 to Jan. 1, 1944

GOALTENDER ROOKIE RECORDS

Games Played

70	Ed Chadwick, 1956-57
56	Peter Ing, 1990-91
54	Jiri Crha, 1980-81
50	Frank McCool, 1944-45
	Mike Palmateer, 1976-77

Wins

27	Al Rollins, 1950-51
25	Felix Potvin, 1992-93
24	Frank McCool, 1944-45
23	Mike Palmateer, 1976-77
22	Turk Broda, 1936-37

Losses

34	Ed Chadwick, 1956-57
29	Peter Ing, 1990-91
24	Ron Low, 1972-73
22	Frank McCool, 1944-45
20	Jiri Crha, 1980-81

Shutouts

5	Al Rollins, 1950-51
5	Ed Chadwick, 1956-57
4	Frank McCool, 1944-45
4	Mike Palmateer, 1976-77
3	James Reimer, 2010-11
3	Turk Broda, 1936-37

Goals Against Average (minimum 20 GP)

1.77	(40 GP) Al Rollins, 1950-51
2.30	(45 GP) Turk Broda, 1936-37
2.50	(48 GP) Felix Potvin, 1992-93
2.60	(37 GP) James Reimer, 2010-11
2.62	(22 GP) Damian Rhodes, 1993-94

Save Percentage**(minimum 20 GP - since 1976-77 first season individual saves were recorded by the NHL)**






.921	(37 GP) James Reimer, 2010-11
.910	(48 GP) Felix Potvin, 1992-93
.905	(50 GP) Mike Palmateer, 1976-77
.902	(42 GP) Jonas Gustavsson, 2009-10
.902	(22 GP) Damian Rhodes, 1993-94

Minutes

3126	Peter Ing, 1990-91
3106	Jiri Crha, 1980-81
2877	Mike Palmateer, 1976-77
2781	Felix Potvin, 1992-93
2340	Jonas Gustavsson, 2009-10

Saves (since 1976-77)

1516	Peter Ing, 1990-91
1472	Jiri Crha, 1980-81
1454	Mike Palmateer, 1976-77
1170	Felix Potvin, 1992-93
1044	James Reimer, 2010-11



ALL-TIME HAT TRICKS

DATE	PLAYER	HOME/ROAD	OPPOSITION
Jan. 14, 1928	Hap Day (1st)	Home	NY Rangers
Mar. 20, 1928	Bill Carson (1st)	Home	Boston Bruins
Nov. 19, 1929	* Hap Day (2nd)	Road	Pittsburgh Pirates
Feb. 6, 1930	Charlie Conacher (1st)	Home	Montreal Canadiens
Jan. 31, 1931	Charlie Conacher (2nd)	Home	Philadel. Quakers
Mar. 5, 1931	Baldy Cotton (1st)	Home	Montreal Maroons
Mar. 19, 1931	* Charlie Conacher (3rd)	Home	Chicago Blackhawks
Mar. 21, 1931	Charlie Conacher (4th)	Road	Ottawa Senators
Mar. 21, 1931	* Ace Bailey (1st)	Road	Ottawa Senators
Dec. 22, 1931	Charlie Conacher (5th)	Home	NY Americans
Jan. 19, 1932	** Charlie Conacher (6th)	Home	NY Americans
Feb. 16, 1933	Busher Jackson (1st)	Road	NY Rangers
Mar. 4, 1933	Joe Primeau (1st)	Home	Montreal Maroons
Dec. 23, 1933	Charlie Conacher (7th)	Home	Montreal Maroons
Jan. 6, 1934	* Charlie Conacher (8th)	Home	Ottawa Senators
Jan. 16, 1934	Ken Doraty (1st)	Road	Ottawa Senators
Jan. 23, 1934	Busher Jackson (2nd)	Home	Montreal Maroons
Mar. 3, 1934	Charlie Conacher (9th)	Home	Detroit Red Wings
Nov. 20, 1934	* Busher Jackson (3rd)	Road	St. Louis Eagles
Dec. 11, 1934	Busher Jackson (4th)	Road	NY Rangers
Jan. 12, 1935	Charlie Conacher (10th)	Home	Chicago Blackhawks
Mar. 5, 1935	* Charlie Conacher (11th)	Road	Montreal Canadiens
Mar. 16, 1935	Charlie Conacher (12th)	Home	Montreal Canadiens
Nov. 9, 1935	Charlie Conacher (13th)	Home	NY Americans
Dec. 28, 1935	Buzz Boll (1st)	Home	NY Rangers
Mar. 7, 1936	Bill Thoms (1st)	Home	Montreal Canadiens
Mar. 12, 1936	Bill Thoms (2nd)	Road	Montreal Canadiens
Jan. 19, 1937	Gord Drillon (1st)	Road	Boston Bruins
Jan. 23, 1937	Busher Jackson (5th)	Home	NY Rangers
Jan. 30, 1937	Gord Drillon (2nd)	Home	Montreal Maroons
Jan. 30, 1937	Busher Jackson (6th)	Home	Montreal Maroons
Nov. 6, 1937	Gord Drillon (3rd)	Home	NY Americans
Nov. 13, 1937	Charlie Conacher (14th)	Home	Chicago Blackhawks
Jan. 16, 1938	Pep Kelly (1st)	Road	Chicago Blackhawks
Nov. 12, 1938	Busher Jackson (7th)	Home	Montreal Canadiens
Jan. 12, 1939	* Syl Apps (1st)	Road	Montreal Canadiens
Mar. 14, 1939	Nick Metz (1st)	Home	NY Americans
Dec. 17, 1939	Pep Kelly (2nd)	Road	NY Americans
Mar. 14, 1940	* Red Heron (1st)	Road	Montreal Canadiens
Nov. 30, 1940	* Hank Goldup (1st)	Home	NY Americans
Jan. 29, 1942	Pete Langlelle (1st)	Home	Montreal Canadiens
Feb. 28, 1942	Nick Metz (2nd)	Home	Chicago Blackhawks
Nov. 28, 1942	Syl Apps (2nd)	Home	NY Rangers
Jan. 23, 1943	Syl Apps (3rd)	Home	Chicago Blackhawks
Nov. 27, 1943	Bob Davidson (1st)	Home	Boston Bruins
Dec. 4, 1943	* Jack Hamilton (1st)	Home	NY Rangers
Jan. 8, 1944	George Boothman (1st)	Home	Boston Bruins
Jan. 18, 1944	Lorne Carr (1st)	Road	Boston Bruins
Feb. 19, 1944	Jack Hamilton (2nd)	Home	Boston Bruins
Feb. 19, 1944	Bud Poile (1st)	Home	Boston Bruins
Mar. 9, 1944	Lorne Carr (2nd)	Road	NY Rangers
Mar. 18, 1944	Bob Davidson (2nd)	Home	Boston Bruins
Oct. 29, 1944	Lorne Carr (3rd)	Road	Chicago Blackhawks
Oct. 29, 1944	Sweeney Schriner (1st)	Road	Chicago Blackhawks
Dec. 27, 1944	Ted Kennedy (1st)	Road	NY Rangers
Jan. 9, 1945	Ted Kennedy (2nd)	Home	NY Rangers
Feb. 4, 1945	Ted Kennedy (3rd)	Road	Chicago Blackhawks
Nov. 17, 1945	Gaye Stewart (1st)	Home	Detroit Red Wings
Feb. 3, 1946	Billy Taylor (1st)	Road	NY Rangers
Feb. 23, 1946	Gaye Stewart (2nd)	Home	Boston Bruins
Mar. 2, 1946	Sweeney Schriner (2nd)	Home	Chicago Blackhawks
Mar. 2, 1946	* Syl Apps (4th)	Home	Chicago Blackhawks
Mar. 16, 1946	Billy Taylor (2nd)	Home	Detroit Red Wings
Mar. 17, 1946	Gaye Stewart (3rd)	Road	Detroit Red Wings

* Four goal game

** Five goal game

(Number in parenthesis represents hat tricks as a Maple Leaf)

ALL-TIME HAT TRICKS

DATE	PLAYER	HOME/ROAD	OPPOSITION
Nov. 9, 1946	Syl Apps (5th)	Home	NY Rangers
Nov. 30, 1946	Bill Ezinicki (1st)	Home	Chicago Blackhawks
Jan. 8, 1947	** Howie Meeker (1st)	Home	Chicago Blackhawks
Mar. 8, 1947	Bud Poile (2nd)	Home	Chicago Blackhawks
Dec. 6, 1947	Max Bentley (1st)	Home	Chicago Blackhawks
Dec. 6, 1947	Harry Watson (1st)	Home	Chicago Blackhawks
Mar. 21, 1948	Syl Apps (6th)	Road	Detroit Red Wings
Feb. 6, 1949	Cal Gardner (1st)	Road	Boston Bruins
Oct. 29, 1949	Harry Watson (2nd)	Home	Boston Bruins
Feb. 11, 1951	Tod Sloan (1st)	Road	Chicago Blackhawks
Mar. 15, 1952	Sid Smith (1st)	Home	NY Rangers
Oct. 12, 1952	Ted Kennedy (4th)	Road	Detroit Red Wings
Dec. 8, 1954	Ron Stewart (1st)	Home	Montreal Canadiens
Dec. 15, 1954	Sid Smith (2nd)	Road	Chicago Blackhawks
Feb. 3, 1957	Dick Duff (1st)	Road	Chicago Blackhawks
Mar. 16, 1957	Brian Cullen (1st)	Home	NY Rangers
Mar. 16, 1957	Sid Smith (3rd)	Home	NY Rangers
Oct. 19, 1957	Billy Harris (1st)	Home	Boston Bruins
Oct. 19, 1957	Brian Cullen (2nd)	Home	Boston Bruins
Dec. 1, 1957	Frank Mahovlich (1st)	Road	Chicago Blackhawks
Dec. 25, 1957	Frank Mahovlich (2nd)	Home	Montreal Canadiens
Jan. 25, 1958	Barry Cullen (1st)	Home	NY Rangers
Mar. 15, 1959	George Armstrong (1st)	Road	NY Rangers
Oct. 29, 1960	Frank Mahovlich (3rd)	Road	Chicago Blackhawks
Nov. 5, 1960	* Frank Mahovlich (4th)	Home	NY Rangers
Nov. 12, 1960	Bob Pulford (1st)	Home	Chicago Blackhawks
Dec. 11, 1960	* Frank Mahovlich (5th)	Road	Chicago Blackhawks
Nov. 23, 1961	Red Kelly (1st)	Road	Chicago Blackhawks
Dec. 2, 1961	Billy Harris (2nd)	Home	Chicago Blackhawks
Dec. 16, 1961	George Armstrong (2nd)	Home	NY Rangers
Jan. 6, 1963	Ed Shack (1st)	Road	Chicago Blackhawks
Jan. 31, 1963	Red Kelly (2nd)	Road	Montreal Canadiens
Mar. 21, 1965	Red Kelly (3rd)	Road	NY Rangers
Dec. 18, 1965	Dave Keon (1st)	Home	NY Rangers
Dec. 18, 1965	Bob Pulford (2nd)	Home	NY Rangers
Jan. 15, 1966	Brit Selby (1st)	Home	Boston Bruins
Mar. 5, 1966	Dave Keon (2nd)	Home	Chicago Blackhawks
Dec. 10, 1966	Ron Ellis (1st)	Home	Chicago Blackhawks
Mar. 23, 1967	Pete Stenkowski (1st)	Road	Boston Bruins
Nov. 15, 1967	Mike Walton (1st)	Home	Boston Bruins
Dec. 30, 1967	Frank Mahovlich (6th)	Home	St. Louis Blues
Jan. 13, 1968	Bob Pulford (3rd)	Home	Pittsburgh Penguins
Mar. 17, 1968	Floyd Smith (1st)	Road	Philadelphia Flyers
Dec. 7, 1968	Norm Ullman (1st)	Home	NY Rangers
Jan. 4, 1969	Norm Ullman (2nd)	Home	NY Rangers
Feb. 5, 1969	Ron Ellis (2nd)	Home	Minnesota N. Stars
Jan. 17, 1970	Dave Keon (3rd)	Home	Pittsburgh Penguins
Dec. 2, 1970	Dave Keon (4th)	Home	Los Angeles Kings
Dec. 26, 1970	Paul Henderson (1st)	Home	Philadelphia Flyers
Jan. 9, 1971	Brian Spencer (1st)	Home	Pittsburgh Penguins
Nov. 1, 1971	Ron Ellis (3rd)	Home	Detroit Red Wings
Dec. 25, 1971	Bill MacMillan (1st)	Home	Detroit Red Wings
Dec. 28, 1971	Norm Ullman (3rd)	Road	Pittsburgh Penguins
Feb. 19, 1972	Darryl Sittler (1st)	Home	Buffalo Sabres
Feb. 26, 1972	Paul Henderson (2nd)	Home	Vancouver Canucks
Mar. 24, 1972	Ron Ellis (4th)	Road	Vancouver Canucks
Nov. 25, 1972	Rick Kehoe (1st)	Home	Oakland Seals
Jan. 7, 1974	Darryl Sittler (2nd)	Home	Atlanta Flames
Feb. 28, 1974	Paul Henderson (3rd)	Road	NY Islanders
Mar. 30, 1974	Lanny McDonald (1st)	Home	NY Rangers
Nov. 6, 1974	Darryl Sittler (3rd)	Home	Minnesota N. Stars
Nov. 15, 1974	Bill Flett (1st)	Road	Oakland Seals
Nov. 20, 1974	Dave Keon (5th)	Home	Pittsburgh Penguins
Dec. 14, 1974	Ron Ellis (5th)	Home	Atlanta Flames
Dec. 21, 1974	Inge Hammarstrom (1st)	Home	Boston Bruins

* Four goal game

** Five goal game

(Number in parenthesis represents hat tricks as a Maple Leaf)

ALL-TIME HAT TRICKS

DATE	PLAYER	HOME/ROAD	OPPOSITION
Feb. 25, 1975	Claire Alexander (1st)	Road	Minnesota N. Stars
Mar. 5, 1975	Darryl Sittler (4th)	Home	Detroit Red Wings
Mar. 8, 1975	Errol Thompson (1st)	Home	Minnesota N. Stars
Jan. 24, 1976	Errol Thompson (2nd)	Road	Vancouver Canucks
Feb. 7, 1976	*** Darryl Sittler (5th)	Home	Boston Bruins
Feb. 23, 1976	Darryl Sittler (6th)	Home	Atlanta Flames
Mar. 20, 1976	Darryl Sittler (7th)	Home	Washington Capitals
Oct. 16, 1976	Lanny McDonald (2nd)	Home	Philadelphia Flyers
Dec. 1, 1976	Lanny McDonald (3rd)	Home	Los Angeles Kings
Feb. 2, 1977	** Ian Turnbull (1st)	Home	Detroit Red Wings
Feb. 16, 1977	Jack Valiquette (1st)	Road	Cleveland Barons
Feb. 20, 1977	Errol Thompson (3rd)	Road	Chicago Blackhawks
Oct. 22, 1977	Darryl Sittler (8th)	Home	Philadelphia Flyers
Oct. 29, 1977	Lanny McDonald (4th)	Home	Detroit Red Wings
Dec. 16, 1977	Bruce Boudreau (1st)	Road	Minnesota N. Stars
Oct. 14, 1978	Darryl Sittler (9th)	Home	NY Islanders
Dec. 23, 1978	Ron Ellis (6th)	Road	St. Louis Blues
Feb. 17, 1979	Walt McKechnie (1st)	Home	Los Angeles Kings
Mar. 17, 1979	Darryl Sittler (10th)	Home	Minnesota N. Stars
Mar. 31, 1979	Lanny McDonald (5th)	Home	Minnesota N. Stars
Apr. 1, 1979	Lanny McDonald (6th)	Road	Buffalo Sabres
Jan. 12, 1980	Wilf Paiement (1st)	Home	Vancouver Canucks
Jan. 16, 1980	Darryl Sittler (11th)	Road	Pittsburgh Penguins
Feb. 23, 1980	Rocky Saganiuk (1st)	Road	Winnipeg Jets
Mar. 2, 1980	Darryl Sittler (12th)	Road	Detroit Red Wings
Mar. 5, 1980	Darryl Sittler (13th)	Road	Pittsburgh Penguins
Mar. 29, 1980	Wilf Paiement (2nd)	Home	Edmonton Oilers
Oct. 25, 1980	Darryl Sittler (14th)	Road	Los Angeles Kings
Oct. 26, 1980	Darryl Sittler (15th)	Road	Vancouver Canucks
Dec. 15, 1980	Dan Maloney (1st)	Road	Minnesota N. Stars
Dec. 28, 1980	Darryl Sittler (16th)	Road	Chicago Blackhawks
Jan. 17, 1981	Pat Hickey (1st)	Road	Montreal Canadiens
Jan. 24, 1981	* Darryl Sittler (17th)	Home	Hartford Whalers
Mar. 14, 1981	Darryl Sittler (18th)	Home	Washington Capitals
Mar. 28, 1981	Wilf Paiement (3rd)	Home	Calgary Flames
Oct. 10, 1981	Borje Salming (1st)	Home	Chicago Blackhawks
Dec. 5, 1981	Bill Derlago (1st)	Home	Washington Capitals
Dec. 19, 1981	Terry Martin (1st)	Road	Winnipeg Jets
Dec. 30, 1981	Terry Martin (2nd)	Home	St. Louis Blues
Jan. 31, 1982	Rick Vaive (1st)	Road	Chicago Blackhawks
Mar. 10, 1982	Terry Martin (3rd)	Home	Chicago Blackhawks
Mar. 17, 1982	Miroslav Frycer (1st)	Home	Quebec Nordiques
Mar. 22, 1982	* Rick Vaive (2nd)	Home	Chicago Blackhawks
Dec. 18, 1982	Miroslav Frycer (2nd)	Home	Chicago Blackhawks
Jan. 2, 1983	Rick Vaive (3rd)	Home	Detroit Red Wings
Jan. 12, 1983	John Anderson (1st)	Home	Boston Bruins
Feb. 16, 1983	Dan Daoust (1st)	Home	St. Louis Blues
Oct. 23, 1983	Rick Vaive (4th)	Road	Philadelphia Flyers
Dec. 8, 1983	Rick Vaive (5th)	Road	Hartford Whalers
Dec. 21, 1983	* Rick Vaive (6th)	Home	St. Louis Blues
Jan. 18, 1984	Rick Vaive (7th)	Home	Minnesota N. Stars
Mar. 7, 1984	Jim Korn (1st)	Home	New Jersey Devils
Mar. 12, 1984	Walt Poddubny (1st)	Home	Winnipeg Jets
Oct. 24, 1984	Bill Derlago (2nd)	Home	Detroit Red Wings
Dec. 14, 1984	Bill Derlago (3rd)	Road	Winnipeg Jets
Mar. 24, 1985	John Anderson (2nd)	Road	Detroit Red Wings
Apr. 3, 1985	Bill Derlago (4th)	Road	Minnesota N. Stars
Oct. 16, 1985	Rick Vaive (8th)	Home	Washington Capitals
Nov. 14, 1985	Rick Vaive (9th)	Home	Boston Bruins
Nov. 16, 1985	Greg Terrion (1st)	Home	Chicago Blackhawks
Nov. 23, 1985	Russ Courtnall (1st)	Home	Detroit Red Wings

* Four goal game

** Five goal game

*** Six goal game

(Number in parenthesis represents hat tricks as a Maple Leaf)

ALL-TIME HAT TRICKS

DATE	PLAYER	HOME/ROAD	OPPOSITION
Jan. 8, 1986	* Miroslav Frycer (3rd)	Home	Edmonton Oilers
Feb. 13, 1986	Miroslav Frycer (4th)	Road	Chicago Blackhawks
Feb. 25, 1986	Wendel Clark (1st)	Home	NY Rangers
Feb. 28, 1986	Walt Poddubny (2nd)	Road	Detroit Red Wings
Mar. 30, 1986	Miroslav Frycer (5th)	Road	Chicago Blackhawks
Oct. 9, 1986	Tom Fergus (1st)	Home	Montreal Canadiens
Oct. 11, 1986	* Wendel Clark (2nd)	Home	Buffalo Sabres
Nov. 5, 1986	Tom Fergus (2nd)	Home	St. Louis Blues
Nov. 16, 1986	Gary Leeman (1st)	Road	Chicago Blackhawks
Feb. 28, 1987	Rick Vaive (10th)	Home	Vancouver Canucks
Mar. 12, 1988	Peter Ihnacak (1st)	Home	Chicago Blackhawks
Oct. 17, 1988	Vincent Damphousse (1st)	Road	Montreal Canadiens
Nov. 21, 1988	Tom Fergus (3rd)	Home	St. Louis Blues
Feb. 17, 1989	Daniel Marois (1st)	Road	NY Rangers
Mar. 7, 1989	Daniel Marois (2nd)	Road	Quebec Nordiques
Mar. 19, 1989	Gary Leeman (2nd)	Road	Philadelphia Flyers
Mar. 25, 1989	Ed Olczyk (1st)	Home	Detroit Red Wings
Oct. 12, 1989	Wendel Clark (3rd)	Road	Chicago Blackhawks
Dec. 9, 1989	Ed Olczyk (2nd)	Home	Montreal Canadiens
Jan. 6, 1990	Daniel Marois (3rd)	Home	Los Angeles Kings
Jan. 8, 1990	Gary Leeman (3rd)	Home	Washington Capitals
Feb. 23, 1990	Vincent Damphousse (2nd)	Road	Edmonton Oilers
Mar. 8, 1990	Gary Leeman (4th)	Road	Hartford Whalers
Mar. 16, 1990	Vincent Damphousse (3rd)	Road	Buffalo Sabres
Oct. 5, 1991	Wendel Clark (4th)	Home	Detroit Red Wings
Oct. 26, 1991	Mike Bullard (1st)	Home	Detroit Red Wings
Jan. 11, 1992	Wendel Clark (5th)	Road	New Jersey Devils
Mar. 17, 1992	Glenn Anderson (1st)	Home	Quebec Nordiques
Oct. 15, 1993	Doug Gilmour (1st)	Home	Detroit Red Wings
Dec. 1, 1993	Dave Andreychuk (1st)	Home	St. Louis Blues
Feb. 28, 1994	Wendel Clark (6th)	Road	Ottawa Senators
Mar. 4, 1994	Wendel Clark (7th)	Road	Detroit Red Wings
Mar. 9, 1996	Kirk Muller (1st)	Home	Calgary Flames
Nov. 9, 1996	* Wendel Clark (8th)	Home	Edmonton Oilers
Dec. 21, 1996	Mats Sundin (1st)	Road	Colorado Avalanche
Dec. 4, 1997	Derek King (1st)	Road	St. Louis Blues
Nov. 12, 1998	Mats Sundin (2nd)	Road	Chicago Blackhawks
Feb. 10, 1999	Sergei Berezin (1st)	Home	Carolina Hurricanes
Apr. 1, 1999	Sergei Berezin (2nd)	Road	Edmonton Oilers
Apr. 7, 1999	*Yanic Perreault (1st)	Home	Ottawa Senators
Apr. 10, 1999	*Steve Sullivan (1st)	Home	Florida Panthers
Dec. 20, 1999	Nik Antropov (1st)	Road	Florida Panthers
Nov. 18, 2000	Jonas Hoglund (1st)	Road	Montreal Canadiens
Dec. 6, 2001	Gary Roberts (1st)	Road	New York Rangers
Nov. 5, 2002	Alexander Mogilny (1st)	Home	Tampa Bay Lightning
Dec. 23, 2002	Alexander Mogilny (2nd)	Home	Atlanta Thrashers
Oct. 14, 2005	Jeff O'Neill (1st)	Road	Atlanta Thrashers
Apr. 11, 2006	*Mats Sundin (3rd)	Home	Florida Panthers
Oct. 14, 2006	Mats Sundin (4th)	Home	Calgary Flames
Oct. 28, 2006	Tomas Kaberle (1st)	Road	Montreal Canadiens
Dec. 16, 2006	Kyle Wellwood (1st)	Home	NY Rangers
Jan. 4, 2007	Alex Steen (1st)	Road	Boston Bruins
Dec. 6, 2007	Nik Antropov (2nd)	Road	New York Rangers
Jan. 15, 2009	Jason Blake (1st)	Road	Carolina Hurricanes
Apr. 11, 2009	Boyd Devereaux (1st)	Home	Ottawa Senators
Oct. 26, 2009	Niklas Hagman (1st)	Road	Anaheim Ducks
Oct. 8, 2011	Phil Kessel (1st)	Home	Ottawa Senators
Nov. 2, 2011	Joffrey Lupul (1st)	Road	New Jersey Devils
Feb. 28, 2013	Nazem Kadri (1st)	Road	New York Islanders
Mar. 30, 2013	Nazem Kadri (2nd)	Road	Ottawa Senators
Oct. 22, 2013	Phil Kessel (2nd)	Home	Anaheim Ducks
Feb. 1, 2014	Phil Kessel (3rd)	Home	Ottawa Senators
Mar. 28, 2015	Tyler Bozak (1st)	Home	Ottawa Senators
Dec. 21, 2015	Tyler Bozak (2nd)	Road	Colorado Avalanche
Mar. 29, 2016	Nazem Kadri (3rd)	Road	Florida Panthers

* Four goal game
(Number in parenthesis represents hat tricks as a Maple Leaf)

ALL-TIME OPPONENTS HAT TRICKS

DATE	PLAYER	HOME/ROAD	OPPOSITION
Jan. 7, 1928	Morenz, Howie	Home	Montreal Canadiens
Mar. 1, 1928	Milks, Hib	Road	Pittsburgh Pirates
Mar. 6, 1928	Hay, George	Road	Detroit Red Wings
Mar. 17, 1928	Morenz, Howie	Home	Montreal Canadiens
Mar. 24, 1928	* Stewart, Nels	Home	Montreal Maroons
Jan. 8, 1929	Oliver, Harry	Away	Boston Bruins
Nov. 16, 1929	Gainor, Dutch	Home	Boston Bruins
Nov. 19, 1929	* McKinnon, John	Away	Pittsburgh Pirates
Nov. 19, 1929	Milks, Hib	Away	Pittsburgh Pirates
Feb. 27, 1930	Morenz, Howie	Away	Montreal Canadiens
Dec. 25, 1930	* Goodfellow, Ebbie	Away	Detroit Red Wings
Feb. 26, 1931	Cook, Bill	Away	New York Rangers
Mar. 21, 1931	Gagne, Art	Away	Ottawa Senators
Dec. 3, 1931	Ward, Jimmy	Away	Montreal Maroons
Feb. 3, 1932	* Thompson, Paul	Away	Chicago Blackhawks
Mar. 15, 1932	Barry, Marty	Away	Boston Bruins
Mar. 7, 1933	* Ward, Jimmy	Away	Montreal Maroons
Mar. 11, 1933	Lamb, Joe	Home	Boston Bruins
Jan. 25, 1934	Northcott, Baldy	Away	Montreal Maroons
Nov. 9, 1935	* Schriener, Sweeney	Home	New York Americans
Dec. 12, 1936	Dillon, Cecil	Home	New York Rangers
Jan. 1, 1939	Sorrell, John	Away	New York Americans
Jan. 11, 1940	* Cain, Herb	Home	Boston Bruins
Mar. 17, 1940	Egan, Pat	Away	New York Americans
Feb. 7, 1942	Patrick, Lynn	Home	New York Rangers
Mar. 15, 1942	Chamberlain, Murph	Away	Brooklyn Americans
Nov. 22, 1942	Jackson, Art	Away	Boston Bruins
Dec. 12, 1942	Howe, Syd	Home	Detroit Red Wings
Nov. 27, 1943	Gallinger, Don	Home	Boston Bruins
Dec. 21, 1943	Cowley, Bill	Away	Boston Bruins
Dec. 25, 1943	Aubuchon, Ossie	Home	New York Rangers
Mar. 5, 1944	Richard, Maurice	Away	Montreal Canadiens
Mar. 12, 1944	Bruneteau, Mud	Away	Detroit Red Wings
Nov. 26, 1944	Richard, Maurice	Away	Montreal Canadiens
Jan. 16, 1945	* Cain, Herb	Away	Boston Bruins
Jan. 26, 1946	* Kaleta, Alex	Home	Chicago Blackhawks
Feb. 27, 1946	Laprade, Edgar	Home	New York Rangers
Nov. 20, 1946	Bauer, Bobby	Away	Boston Bruins
Feb. 15, 1947	Richard, Maurice	Home	Montreal Canadiens
Mar. 5, 1947	Bauer, Bobby	Away	Boston Bruins
Nov. 2, 1947	O'Connor, Buddy	Away	New York Rangers
Mar. 19, 1950	Howe, Gordie	Away	Detroit Red Wings
Feb. 10, 1952	Slowinski, Eddie	Away	New York Rangers
Jan. 11, 1953	Howe, Gordie	Away	Detroit Red Wings
Jan. 7, 1954	Richard, Maurice	Away	Montreal Canadiens
Mar. 3, 1954	Raleigh, Don	Home	New York Rangers
Jan. 20, 1955	Richard, Maurice	Away	Montreal Canadiens
Mar. 13, 1955	Reibel, Earl	Away	Detroit Red Wings
Nov. 07, 1956	Moore, Dickie	Home	Montreal Canadiens
Nov. 17, 1956	* McIntyre, Jack	Home	Chicago Blackhawks
Dec. 13, 1956	Beliveau, Jean	Away	Montreal Canadiens
Oct. 17, 1957	Richard, Henri	Away	Montreal Canadiens
Jan. 8, 1958	Henry, Camille	Away	New York Rangers
Mar. 2, 1958	Nesterenko, Eric	Away	Chicago Blackhawks
Nov. 19, 1958	* Prentice, Dean	Away	New York Rangers
Dec. 14, 1958	McKenney, Don	Away	Boston Bruins
Feb. 1, 1959	Gendron, Jean-Guy	Away	Boston Bruins
Feb. 11, 1959	Beliveau, Jean	Home	Montreal Canadiens
Feb. 22, 1959	Lindsay, Ted	Away	Chicago Blackhawks
Nov. 1, 1959	Gendron, Jean-Guy	Away	Boston Bruins
Dec. 6, 1959	Bartlett, Jim	Away	New York Rangers
Dec. 20, 1959	Hull, Bobby	Away	Chicago Blackhawks
Feb. 21, 1960	* Hull, Bobby	Away	Chicago Blackhawks
Mar. 9, 1960	Geoffrion, Bernie	Home	Montreal Canadiens
Nov. 3, 1960	Beliveau, Jean	Away	Montreal Canadiens
Jan. 4, 1961	Glover, Howie	Home	Detroit Red Wings
Nov. 9, 1961	Provost, Claude	Home	Montreal Canadiens
Nov. 19, 1961	Ingarfield, Earl	Away	New York Rangers
Dec. 3, 1961	Ullman, Norm	Away	Detroit Red Wings
Dec. 23, 1961	Oliver, Murray	Home	Boston Bruins
Dec. 31, 1961	Howe, Gordie	Away	Detroit Red Wings
Nov. 17, 1963	Hull, Bobby	Away	Chicago Blackhawks
Jan. 18, 1964	Hebenton, Andy	Home	Boston Bruins

* Four goal game

ALL-TIME OPPONENTS HAT TRICKS

DATE	PLAYER	HOME/ROAD	OPPOSITION
Jan. 18, 1964	Prentice, Dean	Home	Boston Bruins
Nov. 15, 1964	Hull, Bobby	Away	Chicago Blackhawks
Oct. 23, 1965	Hull, Bobby	Home	Chicago Blackhawks
Nov. 07, 1965	Hull, Bobby	Away	Chicago Blackhawks
Dec. 18, 1965	Ingarfield, Earl	Home	New York Rangers
Jan. 16, 1966	Ullman, Norm	Away	Detroit Red Wings
Oct. 22, 1966	Gilbert, Rod	Home	New York Rangers
Dec. 21, 1966	Cournoyer, Yvan	Away	Montreal Canadiens
Feb. 8, 1967	Ullman, Norm	Home	Detroit Red Wings
Feb. 11, 1967	Hull, Bobby	Home	Chicago Blackhawks
Dec. 20, 1967	Duff, Dick	Away	Montreal Canadiens
Jan. 7, 1968	Ratelle, Jean	Away	New York Rangers
Nov. 24, 1968	Esposito, Phil	Away	Boston Bruins
Feb. 23, 1969	Grant, Danny	Away	Minnesota N. Stars
Mar. 6, 1969	Cournoyer, Yvan	Away	Montreal Canadiens
Mar. 16, 1969	Sanderson, Derek	Away	Boston Bruins
Oct. 22, 1969	Lacroix, Andre	Home	Philadelphia Flyers
Nov. 8, 1969	Lemaire, Jacques	Away	Montreal Canadiens
Nov. 9, 1969	Mikita, Stan	Away	Chicago Blackhawks
Dec. 3, 1969	Cullen, Ray	Away	Minnesota N. Stars
Dec. 11, 1969	Lacroix, Andre	Away	Philadelphia Flyers
Jan. 23, 1970	Ingarfield, Earl	Away	Oakland Seals
Mar. 1, 1970	Collins, Bill	Away	Minnesota N. Stars
Mar. 7, 1970	Collins, Bill	Home	Minnesota N. Stars
Dec. 6, 1970	Martin, Pit	Away	Chicago Blackhawks
Apr. 3, 1971	Carleton, Wayne	Home	Boston Bruins
Nov. 29, 1972	Shack, Eddie	Away	Pittsburgh Penguins
Dec. 10, 1972	Dornhoefer, Gary	Away	Philadelphia Flyers
Jan. 16, 1973	Boudrias, Andre	Away	Vancouver Canucks
Feb. 1, 1973	Esposito, Phil	Away	Boston Bruins
Mar. 4, 1973	* MacLeish, Rick	Away	Philadelphia Flyers
Mar. 21, 1973	Corrigan, Mike	Away	Los Angeles Kings
Mar. 25, 1973	Tannahill, Don	Away	Vancouver Canucks
Mar. 31, 1973	Orr, Bobby	Home	Boston Bruins
Nov. 11, 1973	Charron, Guy	Away	Detroit Red Wings
Dec. 11, 1973	Unger, Garry	Away	St. Louis Blues
Feb. 17, 1974	Pappin, Jim	Away	Chicago Blackhawks
Apr. 7, 1974	Cashman, Wayne	Away	Boston Bruins
Dec. 21, 1974	Esposito, Phil	Home	Boston Bruins
Jan. 23, 1975	Widing, Juha	Away	Los Angeles Kings
Feb. 9, 1975	Roberto, Phil	Away	Detroit Red Wings
Feb. 15, 1975	Kehoe, Rick	Home	Pittsburgh Penguins
Mar. 16, 1975	Martin, Rick	Home	Buffalo Sabres
Mar. 16, 1975	Perreault, Gilbert	Home	Buffalo Sabres
Oct. 12, 1975	Gare, Danny	Away	Buffalo Sabres
Nov. 11, 1975	Gould, John	Away	Vancouver Canucks
Jan. 4, 1976	Vadnais, Carol	Away	New York Rangers
Jan. 22, 1976	* Murphy, Mike	Away	Los Angeles Kings
Jan. 25, 1976	Merrick, Wayne	Away	California Golden Seals
Feb. 19, 1976	Pronovost, Jean	Away	Pittsburgh Penguins
Mar. 11, 1976	Hodge, Ken	Away	Boston Bruins
Mar. 27, 1976	Martin, Rick	Home	Buffalo Sabres
Apr. 4, 1976	Gare, Danny	Away	Buffalo Sabres
Nov. 21, 1976	Shutt, Steve	Away	Montreal Canadiens
Jan. 5, 1977	Gardner, Paul	Home	Colorado Rockies
Feb. 14, 1977	Robert, Rene	Away	Buffalo Sabres
Feb. 19, 1977	Larouche, Pierre	Home	Pittsburgh Penguins
Nov. 12, 1977	Lafleur, Guy	Away	Montreal Canadiens
Mar. 29, 1978	Plett, Willi	Away	Atlanta Flames
Oct. 14, 1978	Potvin, Denis	Home	New York Islanders
Nov. 4, 1978	Gardner, Paul	Away	Colorado Rockies
Jan. 6, 1979	Bulley, Ted	Home	Chicago Blackhawks
Feb. 3, 1979	Shutt, Steve	Home	Montreal Canadiens
Mar. 15, 1979	Trottier, Bryan	Away	New York Islanders
Oct. 27, 1979	* Murphy, Mike	Away	Los Angeles Kings
Dec. 17, 1979	MacAdam, Al	Away	Minnesota N. Stars
Dec. 26, 1979	Charron, Guy	Home	Washington Capitals
Jan. 26, 1980	MacDonald, Blair	Away	Edmonton Oilers
Mar. 15, 1980	Nilsson, Ulf	Home	New York Rangers
Mar. 25, 1980	Smith, Bobby	Away	Minnesota N. Stars
Mar. 29, 1980	Ashby, Don	Home	Edmonton Oilers
Oct. 11, 1980	Allison, Mike	Home	New York Rangers

* Four goal game

ALL-TIME OPPONENTS HAT TRICKS

DATE	PLAYER	HOME/ROAD	OPPOSITION
Dec. 3, 1980	Kehoe, Rick	Home	Pittsburgh Penguins
Dec. 30, 1980	Babych, Wayne	Away	St. Louis Blues
Jan. 6, 1981	** Tonelli, John	Away	New York Islanders
Feb. 5, 1981	* Turnbull, Perry	Away	St. Louis Blues
Mar. 4, 1981	Gradin, Thomas	Home	Vancouver Canucks
Mar. 8, 1981	Maruk, Dennis	Away	Washington Capitals
Mar. 19, 1981	Perreault, Gilbert	Away	Buffalo Sabres
Mar. 19, 1981	Savard, Andre	Away	Buffalo Sabres
Oct. 10, 1981	Mulvey, Grant	Home	Chicago Blackhawks
Oct. 17, 1981	Frycer, Miroslav	Away	Quebec Nordiques
Oct. 23, 1981	McKegney, Tony	Away	Buffalo Sabres
Nov. 1, 1981	* Secord, Al	Away	Chicago Blackhawks
Dec. 27, 1981	Stoughton, Blaine	Away	Hartford Whalers
Jan. 15, 1982	Lambert, Yvon	Away	Buffalo Sabres
Jan. 25, 1982	Smith, Bobby	Home	Minnesota N. Stars
Feb. 13, 1982	Bulley, Ted	Home	Chicago Blackhawks
Mar. 4, 1982	Bossy, Mike	Away	New York Islanders
Mar. 4, 1982	Potvin, Denis	Away	New York Islanders
Mar. 13, 1982	Hawerchuk, Dale	Home	Winnipeg Jets
Apr. 4, 1982	Kerr, Tim	Away	Philadelphia Flyers
Oct. 26, 1982	Goulet, Michel	Away	Quebec Nordiques
Nov. 20, 1982	Rogers, Mike	Home	New York Rangers
Dec. 18, 1982	Larmer, Steve	Home	Chicago Blackhawks
Feb. 13, 1983	Stoughton, Blaine	Away	Hartford Whalers
Mar. 5, 1983	Kurri, Jari	Home	Edmonton Oilers
Oct. 15, 1983	Savard, Denis	Home	Chicago Blackhawks
Nov. 26, 1983	Broten, Neal	Home	Minnesota N. Stars
Dec. 14, 1983	Hawerchuk, Dale	Home	Winnipeg Jets
Dec. 23, 1983	Ogrodnick, John	Away	Detroit Red Wings
Dec. 23, 1983	Yzerman, Steve	Away	Detroit Red Wings
Feb. 19, 1984	Boldirev, Ivan	Home	Detroit Red Wings
Feb. 25, 1984	Messier, Mark	Away	Edmonton Oilers
Mar. 3, 1984	LaFontaine, Pat	Home	New York Islanders
Apr. 1, 1984	Tucker, John	Away	Buffalo Sabres
Nov. 27, 1984	Gretzky, Wayne	Home	Edmonton Oilers
Dec. 4, 1984	Ogrodnick, John	Away	Detroit Red Wings
Dec. 9, 1984	Savard, Denis	Away	Chicago Blackhawks
Dec. 14, 1984	Hawerchuk, Dale	Away	Winnipeg Jets
Jan. 7, 1985	Francis, Ron	Home	Hartford Whalers
Feb. 14, 1985	Pettersson, Jorgen	Away	St. Louis Blues
Feb. 19, 1985	Anderson, Glenn	Home	Edmonton Oilers
Feb. 19, 1985	Kurri, Jari	Home	Edmonton Oilers
Mar. 30, 1985	Yzerman, Steve	Home	Detroit Red Wings
Nov. 3, 1985	Gretzky, Wayne	Away	Edmonton Oilers
Nov. 6, 1985	* Flatley, Patrick	Home	New York Islanders
Nov. 20, 1985	Brooke, Bob	Away	New York Rangers
Nov. 26, 1985	Hunter, Mark	Away	St. Louis Blues
Jan. 8, 1986	Gretzky, Wayne	Home	Edmonton Oilers
Feb. 6, 1986	Broten, Neal	Away	Minnesota N. Stars
Feb. 13, 1986	Fraser, Curt	Away	Chicago Blackhawks
Mar. 17, 1986	Fox, Jimmy	Home	Los Angeles Kings
Mar. 20, 1986	Bossy, Mike	Home	New York Islanders
Dec. 12, 1986	* Lemieux, Mario	Away	Pittsburgh Penguins
Jan. 7, 1987	* Secord, Al	Away	Chicago Blackhawks
Feb. 7, 1987	Neely, Cam	Away	Boston Bruins
Mar. 18, 1987	Savard, Denis	Home	Chicago Blackhawks
Apr. 5, 1987	Savard, Denis	Away	Chicago Blackhawks
Jan. 8, 1988	Thomas, Steve	Away	Chicago Blackhawks
Jan. 15, 1988	Muller, Kirk	Away	New Jersey Devils
Feb. 13, 1988	Craven, Murray	Home	Philadelphia Flyers
Mar. 3, 1988	Neely, Cam	Away	Boston Bruins
Mar. 5, 1988	MacLean, Paul	Home	Winnipeg Jets
Nov. 12, 1988	Tikkanen, Esa	Home	Edmonton Oilers
Nov. 14, 1988	Gagner, Dave	Home	Minnesota N. Stars
Nov. 19, 1988	* Anderson, Glenn	Away	Edmonton Oilers
Nov. 25, 1988	Bellows, Brian	Away	Minnesota N. Stars
Dec. 1, 1988	Taylor, Dave	Away	Los Angeles Kings
Dec. 15, 1988	MacLean, John	Away	New Jersey Devils
Dec. 17, 1988	Tocchet, Rick	Home	Philadelphia Flyers
Dec. 21, 1988	Lemieux, Mario	Home	Pittsburgh Penguins
Feb. 13, 1989	Shanahan, Brendan	Away	New Jersey Devils
Feb. 13, 1989	Verbeek, Pat	Away	New Jersey Devils
Feb. 27, 1989	Federko, Bernie	Home	St. Louis Blues
Mar. 1, 1989	Turcotte, Darren	Away	New York Rangers
Mar. 18, 1989	Steen, Thomas	Home	Winnipeg Jets

* Four goal game

** Five goal game

ALL-TIME OPPONENTS HAT TRICKS

DATE	PLAYER	HOME/ROAD	OPPOSITION
Oct. 17, 1989	Lemieux, Mario	Away	Pittsburgh Penguins
Dec. 23, 1989	Roenick, Jeremy	Home	Chicago Blackhawks
Dec. 27, 1989	Carson, Jimmy	Home	Detroit Red Wings
Feb. 22, 1990	Mullen, Joe	Away	Calgary Flames
Feb. 22, 1990	Murzyn, Dana	Away	Calgary Flames
Oct. 24, 1990	Hull, Brett	Home	St. Louis Blues
Oct. 25, 1990	Hull, Brett	Away	St. Louis Blues
Nov. 17, 1990	Yzerman, Steve	Home	Detroit Red Wings
Jan. 17, 1991	Cullen, John	Home	Pittsburgh Penguins
Jan. 26, 1991	Wilson, Doug	Away	Chicago Blackhawks
Nov. 6, 1991	Bellows, Brian	Home	Minnesota N. Stars
Dec. 26, 1991	* Mullen, Joe	Away	Pittsburgh Penguins
Jan. 3, 1992	Ysebaert, Paul	Away	Detroit Red Wings
Feb. 18, 1992	Mullen, Joe	Away	Pittsburgh Penguins
Nov. 26, 1992	Nolan, Owen	Home	Quebec Nordiques
Jan. 17, 1993	Goulet, Michel	Away	Chicago Blackhawks
Oct. 30, 1993	Damphousse, Vincent	Away	Montreal Canadiens
Nov. 15, 1993	Corson, Shayne	Home	Edmonton Oilers
Feb. 1, 1994	Hull, Brett	Away	St. Louis Blues
Mar. 7, 1994	Duchesne, Steve	Home	St. Louis Blues
Mar. 20, 1994	Reichel, Robert	Home	Calgary Flames
Feb. 4, 1995	Titov, German	Away	Calgary Flames
Apr. 22, 1995	Harvey, Todd	Away	Dallas Stars
Oct. 8, 1996	Smyth, Ryan	Home	Edmonton Oilers
Oct. 12, 1996	Gratton, Chris	Home	Tampa Bay Lightning
Nov. 27, 1996	Shanahan, Brendan	Away	Detroit Red Wings
Feb. 19, 1997	Czerkawski, Mariusz	Away	Edmonton Oilers
Mar. 19, 1997	* Lindros, Eric	Home	Philadelphia Flyers
Oct. 22, 1997	McEachern, Shawn	Home	Ottawa Senators
Dec. 27, 1997	Maltby, Kirk	Home	Detroit Red Wings
Apr. 9, 1998	Roberts, Gary	Away	Carolina Hurricanes
Oct. 31, 1998	Sanderson, Geoff	Home	Buffalo Sabres
Dec. 23, 1998	Modano, Mike	Home	Dallas Stars
Dec. 9, 1999	Lindros, Eric	Away	Philadelphia Flyers
Jan. 8, 2000	Nedved, Petr	Home	New York Rangers
Feb. 1, 2001	Bondra, Peter	Away	Washington Capitals
Mar. 17, 2001	Bure, Pavel	Away	Florida Panthers
Oct. 18, 2001	Naslund, Markus	Away	Vancouver Canucks
Nov. 9, 2001	Elias, Patrik	Away	New Jersey Devils
Nov. 27, 2001	Kapanen, Sami	Home	Carolina Hurricanes
Jan. 13, 2003	Nedved, Petr	Away	New York Rangers
Mar. 20, 2003	Wright, Tyler	Away	Columbus Blue Jackets
Oct. 29, 2005	* Heatley, Dany	Home	Ottawa Senators
Dec. 31, 2005	Gomez, Scott	Away	New Jersey Devils
Mar. 3, 2006	Roy, Derek	Away	Buffalo Sabres
Apr. 11, 2006	Nieuwendyk, Joe	Home	Florida Panthers
Oct. 12, 2006	Gionta, Brian	Away	New Jersey Devils
Oct. 26, 2006	Heatley, Dany	Away	Ottawa Senators
Nov. 30, 2006	Hossa, Marian	Away	Atlanta Thrashers
Jan. 20, 2007	Recchi, Mark	Away	Pittsburgh Penguins
Feb. 10, 2007	Staal, Jordan	Home	Pittsburgh Penguins
Apr. 7, 2007	Ryder, Michael	Home	Montreal Canadiens
Jan. 3, 2008	Evgeni Malkin	Road	Pittsburgh Penguins
Feb. 5, 2008	Richard Zednik	Home	Florida Panthers
Apr. 3, 2008	Antoine Vermette	Home	Ottawa Senators
Nov. 6, 2008	Blake Wheeler	Road	Boston Bruins
Dec. 4, 2008	Martin Hanzal	Road	Phoenix Coyotes
Dec. 18, 2008	David Krejci	Road	Boston Bruins
Dec. 23, 2008	James Neal	Home	Dallas Stars
Feb. 4, 2009	Thomas Vanek	Road	Buffalo Sabres
Mar. 14, 2009	Olli Jokinen	Home	Calgary Flames
Apr. 3, 2009	Jeff Carter	Road	Philadelphia Flyers
Dec. 5, 2009	Marc Savard	Road	Boston Bruins
Jan. 19, 2011	* Marian Gaborik	Road	New York Rangers
Jan. 22, 2011	Alex Ovechkin	Home	Washington Capitals
Nov. 5, 2011	Tyler Seguin	Home	Boston Bruins
Apr. 24, 2013	Martin St. Louis	Road	Tampa Bay Lightning
Mar. 19, 2014	Steven Stamkos	Home	Tampa Bay Lightning
Mar. 25, 2014	David Backes	Home	St. Louis Blues
Mar. 29, 2014	Darren Helm	Home	Detroit Red Wings
Nov. 26, 2014	Blake Comeau	Away	Pittsburgh Penguins
Jan. 14, 2015	Corey Perry	Away	Anaheim Ducks
Oct. 9, 2015	Justin Abdelkader	Road	Detroit Red Wings
Jan. 15, 2016	Patrick Kane	Home	Chicago Blackhaw
Feb. 11, 2016	Jordan Eberle	Road	Edmonton Oilers
Feb. 23, 2016	Filip Forsberg	Home	Nashville Predators

* Four goal game

ALL-TIME PENALTY SHOTS

PENALTY SHOTS FOR

DATE	LEAFS SHOOTER	GOALTENDER	HOME/ROAD	RESULT
Dec. 11, 1934	Charlie Conacher	Andy Aitkenhead (New York Rangers)	Road	Unsuccessful
Dec. 22, 1934	Charlie Conacher	Lorne Chabot (Blackhawks)	Home	Unsuccessful
Mar. 2, 1935	Charlie Conacher	Roy Worters (Americans)	Home	Unsuccessful
Feb. 8, 1936	Charlie Conacher	Roy Worters (Americans)	Home	Successful
Nov. 14, 1936	King Clancy	Mike Karakas (Blackhawks)	Home	Successful
Dec. 18, 1937	Gord Drillon	Earl Robertson (Americans)	Home	Unsuccessful
Nov. 29, 1941	Sweeney Schriner	Earl Robertson (Americans)	Home	Successful
Mar. 7, 1942	Bob Goldham	Jim Henry (Rangers)	Home	Successful
Nov. 19, 1942	Bud Poile	Steve Buzinski (Rangers)	Road	Successful
Feb. 28, 1943	Billy Taylor	Paul Bibeault (Canadiens)	Road	Successful
Feb. 19, 1944	Jackie Hamilton	Bert Gardiner (Bruins)	Home	Successful
Mar. 6, 1946	Syl Apps	Mike Karakas (Blackhawks)	Road	Successful
Jan. 3, 1948	Max Bentley	Bill Durnan (Canadiens)	Home	Unsuccessful
Mar. 1, 1950	Bill Barilko	Jack Gelineau (Bruins)	Road	Successful
Feb. 17, 1951	Tod Sloan	Chuck Rayner (Rangers)	Home	Unsuccessful
Jan. 3, 1962	Dave Keon	Jacques Plante (Canadiens)	Home	Unsuccessful
Feb. 7, 1962	Ron Stewart	Bruce Gamble (Bruins)	Home	Unsuccessful
Jan. 31, 1963	Red Kelly	Jacques Plante (Canadiens)	Road	Successful
Mar. 4, 1964	Don McKenney	Eddie Johnston (Bruins)	Home	Unsuccessful
Nov. 23, 1966	Frank Mahovlich	Glenn Hall (Blackhawks)	Home	Successful
Feb. 8, 1967	Pete Stelmowski	Roger Crozier (Red Wings)	Home	Unsuccessful
Nov. 5, 1967	Bob Pulford	Gerry Cheevers (Bruins)	Road	Unsuccessful
Mar. 9, 1968	Mike Walton	Roger Crozier (Red Wings)	Home	Successful
Mar. 10, 1968	Mike Walton	Jack Norris (Blackhawks)	Road	Unsuccessful
Jan. 22, 1970	Norm Ullman	Wayne Rutledge (Kings)	Road	Unsuccessful
Oct. 20, 1971	Paul Henderson	Roger Crozier (Sabres)	Home	Unsuccessful
Oct. 20, 1973	Paul Henderson	Gilles Villemure (NYR)	Home	Unsuccessful
Nov. 20, 1974	Dave Keon	Gary Inness (Penguins)	Home	Successful
Mar. 12, 1977	Lanny McDonald	Jim Rutherford (Red Wings)	Home	Unsuccessful
Oct. 28, 1978	Lanny McDonald	Gilles Gilbert (Bruins)	Home	Successful
Jan. 3, 1979	Dan Maloney	Dan Bouchard (Flames)	Home	Unsuccessful
Oct. 14, 1979	Lanny McDonald	Pete Peeters (Flyers)	Road	Successful
Oct. 9, 1982	Terry Martin	Glenn Resch (Devils)	Home	Unsuccessful
Oct. 15, 1983	Greg Terrion	Tony Esposito (Blackhawks)	Home	Successful
Jan. 14, 1984	Greg Terrion	Murray Bannerman (Blackhawks)	Home	Successful
Jan. 1, 1986	Dan Daoust	Patrick Roy (Canadiens)	Home	Unsuccessful
Dec. 4, 1986	Rick Vaive	Darren Eliot (Kings)	Road	Successful
Mar. 10, 1990	Tom Kurvers	Bill Ranford (Oilers)	Home	Unsuccessful
Nov. 4, 1990	Gary Leeman	Pete Peeters (Flyers)	Home	Unsuccessful
Nov. 24, 1993	Wendel Clark	Trevor Kidd (Flames)	Road	Successful
Mar. 4, 1994	Peter Zezel	Chris Osgood (Red Wings)	Road	Unsuccessful
Mar. 15, 1995	Mats Sundin	Arturs Irbe (Sharks)	Road	Successful
Apr. 8, 1995	Dave Andreychuk	Tim Cheveldae (Jets)	Home	Unsuccessful
Mar. 8, 1996	Wayne Presley	Sean Burke (Whalers)	Road	Unsuccessful
Jan. 10, 1998	Mats Sundin	Andrei Trefilov (Blackhawks)	Home	Unsuccessful
Feb. 7, 1998	Derek King	John Vanbiesbrouck (Panthers)	Home	Successful
Mar. 6, 1999	Steve Sullivan	Ron Tugnutt (Senators)	Road	Unsuccessful
Feb. 14, 2000	Kevyn Adams	Arturs Irbe (Hurricanes)	Home	Unsuccessful
Dec. 20, 2000	Gary Roberts	Mike Dunham (Predators)	Home	Unsuccessful
Feb. 23, 2003	Robert Reichel	Tomas Vokoun (Predators)	Home	Unsuccessful
Feb. 26, 2003	Mats Sundin	Garth Snow (Islanders)	Home	Unsuccessful
Mar. 19, 2006	Chad Kilger	Marc-Andre Fleury (Penguins)	Road	Successful
Oct. 4, 2006	Mats Sundin	Martin Gerber (Senators)	Home	Successful
Dec. 15, 2006	John Pohl	Cam Ward (Hurricanes)	Road	Unsuccessful
Dec. 23, 2006	Mats Sundin	Olaf Kolzig (Washington)	Home	Successful
Dec. 26, 2006	John Pohl	Manny Fernandez (Minnesota)	Home	Successful
Nov. 22, 2008	Matt Stajan	Nikolai Khabibulin (Blackhawks)	Home	Unsuccessful
Jan. 1, 2009	Niklas Hagman	Ryan Miller (Sabres)	Home	Unsuccessful
Mar. 5, 2011	Mikhail Grabovski	Corey Crawford (Blackhawks)	Home	Unsuccessful
Mar. 31, 2011	Mikhail Grabovski	Tim Thomas (Bruins)	Road	Unsuccessful
Dec. 16, 2011	Nikolai Kulemin	Ryan Miller (Sabres)	Road	Successful
Jan. 7, 2012	Phil Kessel	Jimmy Howard (Red Wings)	Home	Successful
Feb. 27, 2013	Mikhail Grabovski	Carey Price (Canadiens)	Home	Unsuccessful
Oct. 10, 2013	Carl Gunnarsson	Pekka Rinne (Predators)	Road	Unsuccessful
Oct. 22, 2013	James van Riemsdyk	Jonas Hiller (Ducks)	Home	Unsuccessful
Mar. 5, 2014	Tyler Bozak	Henrik Lundqvist (Rangers)	Road	Successful
Dec. 31, 2014	Phil Kessel	Tuukka Rask (Bruins)	Road	Unsuccessful
Mar. 14, 2015	Phil Kessel	Eddie Lack (Canucks)	Road	Successful
Mar. 28, 2015	Joakim Lindstrom	Craig Anderson (Senators)	Home	Unsuccessful
Nov. 14, 2015	Michael Grabner	Ryan Miller (Canucks)	Home	Unsuccessful
Dec. 22, 2015	Michael Grabner	Louis Domingue (Coyotes)	Road	Unsuccessful

OVERALL:

Leafs have scored 28 goals on 66 penalty shot opportunities (42.4%)

*A successful penalty shot denotes that a goal was scored.

PENALTY SHOTS AGAINST

DATE	OPPOSITION SHOOTER	GOALTENDER	HOME/ROAD	RESULT
Nov. 10, 1934	Armand Mondou (Canadiens)	George Hainsworth	Home	Unsuccessful
Dec. 8, 1934	Bun Cook (Rangers)	George Hainsworth	Home	Unsuccessful
Jan. 8, 1935	Eddie Shore (Bruins)	George Hainsworth	Road	Unsuccessful
Jan. 19, 1935	Glenn Brydson (Eagles)	George Hainsworth	Home	Unsuccessful

ALL-TIME PENALTY SHOTS

PENALTY SHOTS AGAINST Cont...

DATE	OPPOSITION SHOOTER	GOALTENDER	HOME/ROAD	RESULT
Jan. 31, 1935	Bert Connelly (Rangers)	George Hainsworth	Home	Unsuccessful
Mar. 9, 1935	Babe Siebert (Bruins)	George Hainsworth	Home	Unsuccessful
Nov. 19, 1935	Jean Pusie (Canadiens)	George Hainsworth	Road	Unsuccessful
Jan. 16, 1936	Bert Connelly (Rangers)	George Hainsworth	Road	Successful
Jan. 18, 1936	Babe Siebert (Bruins)	George Hainsworth	Home	Successful
Jan. 7, 1941	Tony Demers (Canadiens)	Turk Broda	Road	Unsuccessful
Jan. 12, 1946	Carl Liscombe (Red Wings)	Frank McCool	Home	Unsuccessful
Dec. 4, 1948	Jim Conacher (Blackhawks)	Turk Broda	Home	Unsuccessful
Jan. 19, 1950	Maurice Richard (Canadiens)	Turk Broda	Road	Successful
Oct. 17, 1954	Joe Klukay (Bruins)	Harry Lumley	Road	Unsuccessful
Dec. 31, 1961	Gordie Howe (Red Wings)	Johnny Bower	Road	Successful
Jan. 20, 1962	Wayne Connelly (Bruins)	Johnny Bower	Home	Successful
Dec. 8, 1963	Claude Laforge (Red Wings)	Don Simmons	Road	Successful
Dec. 28, 1963	Tom Williams (Bruins)	Johnny Bower	Home	Unsuccessful
Dec. 12, 1964	John Bucyk (Bruins)	Terry Sawchuk	Home	Successful
Mar. 24, 1965	Yvon Cournoyer (Canadiens)	Johnny Bower	Home	Unsuccessful
Nov. 5, 1966	Bob Nevin (Rangers)	Terry Sawchuk	Home	Successful
Nov. 27, 1971	Jim Pappin (Blackhawks)	Bernie Parent	Home	Unsuccessful
Feb. 9, 1972	Syl Apps (Penguins)	Bernie Parent	Home	Successful
Mar. 25, 1972	Paul Curtis (Kings)	Bernie Parent	Road	Unsuccessful
Feb. 16, 1974	Bob Leiter (Flames)	Dunc Wilson	Home	Successful
Mar. 8, 1975	Dennis Hextall (North Stars)	Gord McRae	Home	Successful
Mar. 9, 1975	Nelson Pyatt (Capitals)	Gord McRae	Road	Successful
Jan. 11, 1978	Steve Jensen (North Stars)	Mike Palmateer	Road	Unsuccessful
Apr. 1, 1978	Gilbert Perreault (Sabres)	Mike Palmateer	Home	Unsuccessful
Jan. 30, 1980	Mike Foligno (Red Wings)	Paul Harrison	Home	Successful
Mar. 29, 1980	Stan Weir (Oilers)	Mike Palmateer	Home	Successful
Jan. 16, 1982	Wayne Gretzky (Oilers)	Michel Larocque	Home	Unsuccessful
Oct. 15, 1983	Rick Paterson (Blackhawks)	Mike Palmateer	Home	Unsuccessful
Oct. 26, 1983	Ken Linseman (Oilers)	Rick St. Croix	Home	Unsuccessful
Dec. 26, 1984	John Tucker (Sabres)	Rick St. Croix	Road	Unsuccessful
Jan. 2, 1985	Warren Young (Penguins)	Tim Bernhardt	Home	Successful
Mar. 6, 1986	Dave Poulin (Flyers)	Don Edwards	Road	Unsuccessful
Dec. 7, 1986	Rick Meagher (Blues)	Ken Wregget	Road	Successful
Dec. 23, 1986	Dennis Maruk (North Stars)	Allan Bester	Road	Unsuccessful
Nov. 15, 1987	Christian Ruuttu (Sabres)	Ken Wregget	Road	Unsuccessful
Mar. 15, 1988	Lane Lambert (Nordiques)	Ken Wregget	Road	Unsuccessful
Nov. 26, 1988	Dino Ciccarelli (North Stars)	Allan Bester	Home	Unsuccessful
Dec. 12, 1988	Joe Nieuwendyk (Flames)	Jeff Reese	Home	Unsuccessful
Dec. 29, 1988	Michel Goulet (Nordiques)	Allan Bester	Road	Unsuccessful
Jan. 9, 1989	Greg Adams (Canucks)	Allan Bester	Home	Unsuccessful
Feb. 22, 1989	Hakan Loob (Flames)	Jeff Reese	Road	Unsuccessful
Mar. 7, 1989	Anton Stastny (Nordiques)	Allan Bester	Road	Unsuccessful
Jan. 5, 1991	Wayne Gretzky (Kings)	Peter Ing	Home	Unsuccessful
Jan. 3, 1992	Steve Yzerman (Red Wings)	Grant Fuhr	Road	Successful
Oct. 22, 1992	Brian Bradley (Lightning)	Felix Potvin	Road	Unsuccessful
Dec. 11, 1992	Theoren Fleury (Flames)	Rick Wamsley	Home	Successful
Dec. 27, 1992	Brendan Shanahan (Blues)	Grant Fuhr	Road	Unsuccessful
Nov. 20, 1993	Scott Pearson (Oilers)	Damian Rhodes	Road	Unsuccessful
Mar. 21, 1995	Geoff Courtnall (Canucks)	Damian Rhodes	Road	Unsuccessful
Nov. 21, 1996	Donald Audette (Sabres)	Felix Potvin	Road	Unsuccessful
Nov. 18, 1998	Adam Oates (Capitals)	Curtis Joseph	Road	Successful
Mar. 17, 1999	Landon Wilson (Bruins)	Curtis Joseph	Home	Unsuccessful
Apr. 1, 2000	Ulf Dahlen (Capitals)	Curtis Joseph	Road	Unsuccessful
Oct. 11, 2000	Brad Isbister (Islanders)	Glenn Healy	Home	Unsuccessful
Oct. 18, 2001	Markus Naslund (Canucks)	Curtis Joseph	Road	Successful
Oct. 30, 2001	Vincent Lecavalier (Lightning)	Curtis Joseph	Road	Unsuccessful
Nov. 6, 2001	Joe Sacco (Capitals)	Curtis Joseph	Home	Unsuccessful
Dec. 1, 2001	Kyle Calder (Blackhawks)	Curtis Joseph	Home	Unsuccessful
Jan. 22, 2002	Jarome Iginla (Flames)	Curtis Joseph	Road	Unsuccessful
Dec. 28, 2002	Mike Comrie (Oilers)	Ed Belfour	Road	Unsuccessful
Nov. 15, 2003	Marco Sturm (Sharks)	Mikael Tellqvist	Road	Unsuccessful
Dec. 31, 2005	Scott Gomez (Devils)	Ed Belfour	Road	Successful
Feb. 4, 2006	Viktor Kozlov (Devils)	Ed Belfour	Home	Unsuccessful
Jan. 20, 2007	Jarkko Ruutu (Penguins)	Andrew Raycroft	Road	Successful
Jan. 30, 2007	Eric Belanger (Hurricanes)	Andrew Raycroft	Road	Unsuccessful
Feb. 17, 2007	Marc-Antoine Pouliot (Oilers)	Andrew Raycroft	Home	Successful
Mar. 29, 2008	Chris Higgins (Canadiens)	Vesa Toskala	Home	Unsuccessful
Feb. 26, 2009	Sean Bergenheim (Islanders)	Vesa Toskala	Road	Unsuccessful
Apr. 4, 2009	Guillaume Latendresse (Canadiens)	Martin Gerber	Home	Unsuccessful
Oct. 6, 2009	Daniel Alfredsson (Senators)	Jonas Gustavsson	Home	Successful
Oct. 13, 2010	Evgeni Malkin (Penguins)	Jonas Gustavsson	Road	Unsuccessful
Oct. 30, 2010	Ryan Callahan (NY Rangers)	Jean-Sebastien Giguere	Home	Successful
Nov. 2, 2010	Mike Fisher (Senators)	Jean-Sebastien Giguere	Home	Successful
Dec. 16, 2010	Jarome Iginla (Flames)	Jonas Gustavsson	Road	Unsuccessful
Mar. 8, 2011	Matt Martin (Islanders)	James Reimer	Road	Unsuccessful
Feb. 14, 2012	Paul Byron (Flames)	Jonas Gustavsson	Road	Successful
Feb. 28, 2013	Michael Grabner (Islanders)	James Reimer	Road	Unsuccessful
Oct. 2, 2013	Wayne Simmonds (Flyers)	Jonathan Bernier	Road	Unsuccessful
Jan. 15, 2014	Zemgus Girgensons (Sabres)	James Reimer	Home	Unsuccessful
Nov. 2, 2015	Valeri Nichushkin (Stars)	James Reimer	Home	Unsuccessful
Dec. 17, 2015	Chris Tierney (Sharks)	Jonathan Bernier	Home	Unsuccessful

OVERALL:

Opposition has scored 27 goals in 84 opportunities (32.1%)

*A successful penalty shot denotes that a goal was scored.

ALL-TIME SHOOTOUT RESULTS

ALL-TIME SHOOTER STATISTICS:

Player	Attempts	Goals	Percentage	Game Deciding Goals
ALLISON, Jason	3	0	0.0	0
ANTROPOV, Nik	6	1	16.7	0
ARMSTRONG, Colby	2	2	100.0	1
BLAKE, Jason	10	4	40.0	1
BOYES, Brad	1	0	0.0	0
BOZAK, Tyler	35	14	42.9	3
CLARKSON, David	2	0	0.0	0
COLBORNE, Joe	1	0	0.0	0
CONNOLLY, Tim	2	2	100.0	0
FRANSON, Cody	1	0	0.0	0
FRATTIN, Matt	3	1	33.3	0
GRABOVSKI, Mikhail	14	3	21.4	1
HAGMAN, Niklas	6	2	33.3	1
HAMILTON, Jeff	2	2	100.0	1
HOLLAND, Peter	12	5	41.7	2
KABERLE, Tomas	12	5	41.7	1
KADRI, Nazem	23	5	21.7	3
KESSEL, Phil	28	5	17.9	4
KUBINA, Pavel	2	0	0.0	0
KULEMIN, Nikolai	20	6	30.0	2
LINDROS, Eric	3	1	33.3	1
LINDSTROM, Joakim	1	0	0.0	0
LUNDMARK, Jamie	1	0	0.0	0
LUPUL, Joffrey	24	11	45.8	8
MacARTHUR, Clarke	3	0	0.0	0
MITCHELL, John	6	4	66.7	2
NYLANDER, William	2	0	0.0	0
O'NEILL, Jeff	3	1	33.3	1
PARENTEAU, P.A.	11	4	36.4	2
PERREAULT, Yanic	2	1	50.0	0
PHANEUF, Dion	0	0	0.0	0
POHL, John	3	1	33.3	1
PONIKAROVSKY, Alexei	12	1	8.3	0
RAYMOND, Mason	7	2	28.6	1
SANTORELLI, Mike	5	3	60.0	1
SOSHNIKOV, Nikita	1	1	100.0	1
STAJAN, Matt	4	1	25.0	0
STAPLETON, Tim	1	1	100.0	1
STEEN, Alex	6	2	33.3	0
STEMPNIAK, Lee	7	1	14.3	0
SUNDIN, Mats	24	10	41.7	4
TLUSTY, Jiri	1	0	0.0	0
TUCKER, Darcy	11	2	18.2	1
van RIEMSDYK, James	19	6	31.2	3
VERSTEEG, Kris	3	1	33.3	0
WELLWOOD, Kyle	6	1	16.7	1
WILLIAMS, Jeremy	2	1	50.0	0
TOTALS	354	113	31.9	49

ALL-TIME GOALTENDER STATISTICS:

Goaltender	Shots Faced	Saves	Percentage	Wins	Losses
AUBIN, Jean-Sebastien	16	11	68.8	1	3
BELFOUR, Ed	14	8	57.1	2	4
BERNIER, Jonathan	59	36	61.0	9	9
CLEMMENSEN, Scott	3	2	66.7	1	0
GIGUERE, Jean-Sebastien	23	12	52.2	3	4
GUSTAVSSON, Jonas	28	17	60.7	5	5
JOSEPH, Curtis	11	8	72.7	2	1
POGGE, Justin	2	0	0.0	0	1
RAYCROFT, Andrew	38	23	60.5	3	7
REIMER, James	90	63	70.0	12	14
SCRIVENS, Ben	5	3	60.0	1	1
SPARKS, Garret	11	9	81.8	2	1
TELLQVIST, Mikael	5	3	60.0	1	1
TOSKALA, Vesa	48	26	54.2	7	9
TOTALS	329	206	62.6	49	60

ALL-TIME SHOOTOUT RESULTS

ALL-TIME RECORD: 49 wins, 60 losses

ALL-TIME HOME RECORD: 28 wins, 31 losses

ALL-TIME ROAD RECORD: 21 wins, 29 losses

SEASON	OVERALL RECORD	HOME RECORD	ROAD RECORD
2015-16:	6 wins, 6 losses	3 wins, 4 losses	3 wins, 2 losses
2014-15:	5 wins, 5 losses	3 wins, 1 loss	2 wins, 4 losses
2013-14:	9 wins, 4 losses	7 wins, 1 loss	2 wins, 3 losses
2012-13:	0 wins, 5 losses	0 wins, 2 losses	0 wins, 3 losses
2011-12:	4 wins, 5 losses	1 win, 4 losses	3 wins, 1 loss
2010-11:	5 wins, 6 losses	3 wins, 5 losses	2 wins, 1 loss
2009-10:	4 wins, 4 losses	3 wins, 0 losses	1 win, 4 losses
2008-09:	6 wins, 7 losses	3 wins, 5 losses	3 wins, 2 losses
2007-08:	3 wins, 4 losses	1 win, 4 losses	2 wins, 0 losses
2006-07:	4 wins, 7 losses	1 win, 3 losses	3 wins, 4 losses
2005-06:	3 wins, 7 losses	3 wins, 2 losses	0 wins, 5 losses

ALL-TIME SHOOTOUT SEASON HIGHS & LOWS

Most Games Decided by Shootout

13	2013-14
13	2008-09
12	2015-16
11	2010-11
11	2006-07

Most Home Games Decided by Shootout

8	2013-14
8	2010-11
8	2008-09

Most Road Games Decided by Shootout

7	2006-07
6	2015-16
6	2014-15
5	2013-14
5	2009-10
5	2008-09
5	2005-06

Most Shootout Wins

9	2013-14
6	2008-09
6	2015-16
5	2014-15
5	2010-11

Most Home Shootout Wins

7	2013-14
3	2015-16
3	2014-15
3	2010-11
3	2009-10
3	2007-08
3	2005-06

Most Road Shootout Wins

3	2015-16
3	2011-12
3	2008-09
3	2006-07

Most Shootout Losses

7	2008-09
7	2006-07
7	2005-06

Most Home Shootout Losses

5	2010-11
5	2008-09
4	2015-16
4	2011-12
4	2006-07

Most Road Shootout Losses

5	2005-06
4	2014-15
4	2009-10
4	2006-07

ALL-TIME SHOOTOUT RESULTS

WINS

*** Longest WINS streak in consecutive games that go to a shootout**

4 games - 2008-09 & 2013-14

2008-09

Feb. 25, 2009 vs. NY Rangers - W 2-1

Feb. 26, 2009 at NY Islanders - W 5-4

Mar. 17, 2009 at Tampa Bay - W 4-3

Mar. 24, 2009 vs. Washington - W 3-2

2013-14

Dec. 27, 2013 vs. Buffalo - W 4-3

Jan. 1, 2014 at Detroit - W 3-2 (Winter Classic)

Jan. 12, 2014 vs. New Jersey - W 3-2

Jan. 15, 2014 vs. Buffalo - W 4-3

Longest WINS streak in consecutive home games that go to a shootout

4 games - 2013-14

2013-14

Oct. 5, 2013 vs. Ottawa - W 5-4

Nov. 8, 2013 vs. New Jersey - W 2-1

Nov. 23, 2013 vs. Washington - W 2-1

Dec. 19, 2013 vs. Phoenix - W 2-1

Longest WINS streak in consecutive road games that go to a shootout

2 games - 2007-08, 2008-09 & 2011-12

3 games - 2015-16

2007-08

Jan. 17, 2008 at Boston - W 3-2

Feb. 27, 2008 at Florida - W 4-3

2008-09

Feb. 26, 2009 at NY Islanders - W 5-4

Mar. 17, 2009 at Tampa Bay - W 4-3

2011-12

Nov. 10, 2011 at St. Louis - W 3-2

Nov. 25, 2011 at Dallas - W 4-3

2015-16

Nov. 12, 2015 at Nashville - W 2-1

Nov. 20, 2015 at Carolina - W 2-1

Dec. 30, 2016 at Pittsburgh - W 3-2

LOSSES

Longest LOSSES streak in consecutive games that go to a shootout

5 games - 2012-13

2012-13

Mar. 9, 2013 vs. Pittsburgh - L 4-5

Mar. 16, 2013 vs. Winnipeg - L 4-5

Mar. 21, 2013 at Buffalo - L 4-5

Mar. 25, 2013 at Boston - L 2-3

Apr. 10, 2013 at NY Rangers - L 2-3

Longest LOSSES streak in consecutive home games that go to a shootout

4 games - 2011-12

2011-12

Nov. 15, 2011 vs. Phoenix - L 2-3

Dec. 19, 2011 vs. Los Angeles - L 2-3

Mar. 10, 2012 vs. Philadelphia - L 0-1

Mar. 24, 2012 vs. NY Rangers - L 3-4

Longest LOSSES streak in consecutive road games that go to a shootout

5 games - 2005-06

2005-06

Oct. 10, 2005 at Ottawa - L 5-6

Nov. 25, 2005 at Carolina - L 3-4

Jan. 31, 2006 at Tampa Bay - L 2-3

Mar. 10, 2006 at NY Islanders - L 1-2

Apr. 6, 2006 at Boston - L 2-3

CONSECUTIVE GAMES DETERMINED BY A SHOOTOUT

Longest streak of consecutive games determined by a shootout

4 games - 2013-14

Dec. 19, 2013 vs. Phoenix - W 2-1

Dec. 21, 2013 vs. Detroit - L 4-5

Dec. 23, 2013 at NY Rangers - L 1-2

Dec. 27, 2013 vs. Buffalo - W 4-3

Longest streak of consecutive home games determined by a shootout

3 games - 2008-09 & 2013-14

2008-09

Feb. 19, 2009 vs. Columbus - L 3-4

Feb. 21, 2009 vs. Vancouver - L 2-3

Feb. 25, 2009 vs. NY Rangers - W 2-1

2013-14

Dec. 19, 2013 vs. Phoenix - W 2-1

Dec. 21, 2013 vs. Detroit - L 4-5

Dec. 27, 2013 vs. Buffalo - W 4-3

Longest streak of consecutive road games determined by a shootout

2 games - 2009-10, 2012-13 & 2013-14

2009-10

Mar. 4, 2010 at Boston - L 2-3

Mar. 6, 2010 at Ottawa - W 2-1

2012-13

Mar. 21, 2013 at Buffalo - L 4-5

Mar. 25, 2013 at Boston - L 2-3

2013-14

Dec. 23, 2013 at NY Rangers - L 1-2

Jan. 1, 2014 at Detroit - W 3-2
(Winter Classic)



GAME-BY-GAME OVERTIME RESULTS

YEAR-BY-YEAR OVERTIME RECORDS:

1983-84: 1-3-9	1991-92: 4-0-7	1998-99: 6-1-7	2005-06: 10-8**	2012-13: 2-5
1984-85: 5-2-8	1992-93: 1-1-11	1999-00: 7-3-7	2006-07: 8-11**	2013-14: 14-8
1985-86: 4-6-7	1993-94: 4-1-12	2000-01: 3-5-11	2007-08: 8-11**	2014-15: 5-5
1986-87: 3-4-6	1994-95: 0-0-8	2001-02: 3-4-10	2008-09: 10-13**	2015-16: 3-5
1988-89: 1-4-6	1995-96: 4-2-12	2002-03: 7-3-7	2009-10: 9-14**	
1989-90: 3-4-4	1996-97: 1-1-8	2003-04: 4-3-10	2010-11: 7-11**	
1990-91: 4-2-11	1997-98: 1-0-9	2004-05: 0-0-0*	2011-12: 9-10**	

*Did not play due to work stoppage

ALL-TIME OVERTIME RECORD:

OVERALL: 147-147-180

HOME: 79W, 72L

AWAY: 68W, 75L

**Records include shootout, which was implemented in 2005-06

ALL-TIME RECORD FOR GAMES DECIDED IN OVERTIME:

SEASON	DATE	OPPONENT	RESULT	GWG	GOALTENDERS
1983-84	Nov. 26, 1983	vs. MIN	L-7-6	Broten	Palmateer/Beaupre
	Jan. 12, 1984	@ MIN	L-5-4	McCarthy	Bester/ Meloche
	Mar. 10, 1984	vs. DET	W-4-3	Gavin	Bester/ Micallef
	Mar. 12, 1984	vs. WPG	L-8-7	MacLean	Bester/ Soetaert
1984-85	Oct. 11, 1984	@ MIN	W-1-0	Frycer	Bester/ Beaupre
	Oct. 13, 1984	vs. BUF	W-4-3	Benning	Wregget/ Barrasso
	Oct. 31, 1984	@ StL	L-6-5	Sutter	Wregget/ Liut
	Feb. 10, 1985	vs. MTL	W-3-2	Vaive	Bernhardt/ Penny
	Feb. 17, 1985	@ HFD	W-5-4	Daoust	Wregget/ Weeks
	Feb. 25, 1985	vs. CHI	L-4-3	D. Wilson	Bernhardt/ Bannerman
	Mar. 18, 1985	vs. StL	W-4-3	Anderson	Bernhardt/ Wamsley
	1985-86	Oct. 16, 1985	vs. WSH	L-6-5	Duchesne
Nov. 12, 1985		@ StL	L-4-3	Mullen	Bernhardt/ Wamsley
Nov. 30, 1985		vs. BUF	W-3-2	Thomas	Edwards/ Puppia
Jan. 25, 1986		@ MTL	L-3-2	Smith	Bernhardt/ Roy
Feb. 6, 1986		@ MIN	L-8-7	Rouse	Edwards/ Beaupre
Feb. 8, 1986		vs. StL	W-3-2	Courtnall	Wregget/ Wamsley
Feb. 13, 1986		@ CHI	L-5-4	Fraser	Wregget/ Sauve
Feb. 20, 1986		@ CGY	W-7-6	Fergus	Wregget/ Lemelin
Mar. 15, 1986		vs. PHI	L-6-5	Crossman	Edwards/ Froese
Mar. 30, 1986		@ CHI	W-5-4	Frycer	Wregget/ Sauve
1986-87	Dec. 13, 1986	vs. PIT	W-3-2	Thomas	Bester/ Romano
	Dec. 17, 1986	@ NJ	L-3-2	Sulliman	Wregget/ Chevrier
	Dec. 19, 1986	vs. MIN	L-6-5	Broten	Wregget/ Takko
	Dec. 20, 1986	vs. BUF	W-5-4	Thomas	Bester/ Cloutier
	Dec. 23, 1986	@ MIN	W-4-3	Vaive	Wregget/ Takko
	Jan. 26, 1987	vs. CGY	L-6-5	Patterson	Bester/ Lemelin
	Mar. 9, 1987	@ StL	L-3-2	Paslawski	Wregget/ Wamsley
1987-88	Dec. 1, 1987	@ MIN	L-3-2	Bellows	Wregget/ Beaupre
	Dec. 7, 1987	vs. DET	W-5-4	Courtnall	Bester/ Hanlon
	Mar. 26, 1988	@ StL	L-3-2	Paslawski	Wregget/ Millen
1988-89	Jan. 25, 1989	vs. BOS	L-2-1	Brickley	Wregget/ Lemelin
	Feb. 22, 1989	@ CGY	W-4-3	Leeman	Reese/ Wamsley
	Feb. 23, 1989	@ VAN	L-2-1	Sandlak	Bester/ McLean
	Apr. 1, 1989	@ StL	L-4-3	G. Cavallini	Bester/ Millen (EN)
	Apr. 2, 1989	@ CHI	L-4-3	Murray	Bester/ Chevier
1989-90	Oct. 27, 1989	@ BUF	L-6-5	Turgeon	Laforest/ Malarchuk
	Nov. 18, 1989	@ MTL	L-4-3	Naslund	Bester/ Roy
	Nov. 29, 1989	@ VAN	W-3-2	Damphousse	Leforest/ McLean
	Dec. 30, 1989	@ BOS	W-7-6	Clark	Bester/ Moog
	Mar. 2, 1990	@ DET	L-3-2	Yzerman	Reese/ Chevaldae
	Mar. 17, 1990	vs. WPG	L-5-4	Taglianetti	Laforest/ Essensa
	Mar. 24, 1990	@ QUE	W-4-3	Osborne	Reese/ Tugnutt

GAME-BY-GAME OVERTIME RESULTS

1990-91	Nov. 27, 1990	@ StL	W-4-3	Clark	Ing/ Joseph
	Dec. 6, 1990	@ MIN	W-2-1	Ramage	Ing/ Casey
	Jan. 17, 1991	vs. PIT	L-6-5	Young	Ing/ Barasso
	Feb. 4, 1991	vs. StL	W-6-5	Hannan	Ing/ Joseph
	Feb. 25, 1991	@ DET	L-5-4	Racine	Reese/ Chevaldae
	Mar. 16, 1991	vs. MIN	W-4-3	Petit	Ing/ Hayward
1991-92	Jan. 6, 1992	vs. StL	W-3-2	Ellett	Fuhr/ Joseph
	Feb. 5, 1992	vs. MIN	W-3-2	Clark	Fuhr/ Casey
	Feb. 29, 1992	vs. CHI	W-6-5	Clark	Fuhr/ Belfour
	Mar. 17, 1992	vs. QUE	W-4-3	Anderson	Fuhr/ Fiset
1992-93	Nov. 26, 1992	vs. QUE	L-5-4	Nolan	Potvin/ Hextall
	Apr. 13, 1993	vs. StL	W-2-1	Zezel	Potvin/ Joseph
1993-94	Oct. 21, 1993	@ FLA	W-4-3	Pearson	Rhodes/ Vanbsbrk.
	Jan. 13, 1994	vs. DAL	W-4-3	Anderson	Potvin/ Wakaluk
	Feb. 15, 1994	vs. DET	W-5-4	Clark	Potvin/ Chevaldae
	Mar. 4, 1994	@ DET	W-6-5	Clark	Potvin/ Osgood
Mar. 28, 1994	@ VAN	L-3-2	Craven	Potvin/ Whitmore	
1994-95	No Overtime Scoring				
1995-96	Oct. 20, 1995	vs. CGY	W-4-3	Craig	Potvin/ Tabaracci
	Nov. 16, 1995	@ TB	W-5-4	Hogue	Potvin/ Puppa
	Dec. 17, 1995	@ ANA	W-3-2	AndreYchuk	Rhodes/ Shtalenkov
	Dec. 30, 1995	@ StL	W-4-3	Sundin	Potvin/ Fuhr
	Feb. 21, 1996	vs. TB	L-3-2	Bellows	Potvin/ Puppa
	Mar. 20, 1996	vs. DET	L-4-3	McCarty	Beaupre/ Osgood
1996-97	Jan. 7, 1997	@ CGY	L-4-3	Gagner	Potvin/ Kidd
	Jan. 24, 1997	@ CHI	W-2-1	Muller	Potvin/ Hackett
1997-98	Mar. 28, 1998	vs. NYI	W-4-3	Cote	Potvin/ Salo
1998-99	Nov. 28, 1998	vs. OTT	W-3-2	D. King	Joseph/ Dafoe
	Dec. 5, 1998	@ MTL	W-4-3	Kaberle	Joseph/ Hackett
	Jan. 4, 1999	vs. TB	W-5-4	Modin	Joseph/ Ranford
	Feb. 17, 1999	@ BUF	W-3-2	Sundin	Healy/ Hasek
	Feb. 20, 1999	vs. MTL	W-3-2	Thomas	Joseph/ Hackett
	Mar. 8, 1999	@ NYR	L-3-2	Nedved	Healy/ Richter
Apr. 14, 1999	vs. NYI	W-3-2	Berard	Joseph/ Potvin	
1999-00	Nov. 11, 1999	@ BOS	L-4-3	Axelsson	Joseph/ Dafoe
	Nov. 20, 1999	vs. NYR	W-4-3	Korolev	Joseph/ Richter
	Nov. 26, 1999	@ PHI	L-3-2	Recchi	Healy/ Boucher
	Dec. 4, 1999	vs. PIT	W-3-2	Sundin	Joseph/ Barrasso
	Dec. 6, 1999	vs. BUF	W-3-2	Thomas	Joseph/ Roloson
	Jan. 5, 2000	@ NYR	L-3-2	Graves	Joseph/ Richter
	Jan. 14, 2000	@ EDM	W-3-2	Sundin	Joseph/ Salo
	Jan. 17, 2000	@ VAN	W-5-4	Thomas	Joseph/ Potvin
	Mar. 6, 2000	@ VAN	W-6-5	Sundin	Healy/ Snow
	Mar. 16, 2000	@ DET	W-4-3	Sundin	Joseph/ Osgood
2000-01	Oct. 28, 2000	@ BOS	W-2-1	Sundin	Joseph/ Raycroft
	Nov. 15, 2000	vs. PHI	L-2-1	Recchi	Joseph/ Cechmanek
	Nov. 29, 2000	vs. StL	L-6-5	Hecht	Joseph/ Johnson
	Dec. 16, 2000	vs. CGY	L-6-5	Bure	Joseph/ Vernon
	Jan. 18, 2001	@ NYR	L-2-1	Leetch	Joseph/ Richter
	Jan. 25, 2001	@ ATL	W-2-1	McCabe	Healy/ Hnilicka
	Mar. 1, 2001	@ WSH	W-3-2	Roberts	Joseph/ Kolzig
	Mar. 3, 2001	vs. OTT	L-3-2	Yashin	Joseph/ Lalime
2001-02	Oct. 25, 2001	@ BOS	L-2-1	Thornton	Schwab/ Dafoe
	Nov. 9, 2001	@ NJ	L-3-2	Elias	Joseph/ Brodeur
	Nov. 17, 2001	@ OTT	L-2-1	Rachunek	Joseph/ Lalime
	Dec. 13, 2001	@ StL	W-4-3	Sundin	Joseph/ Johnson
	Jan. 17, 2002	@ NSH	L-3-2	Johnson	Schwab/ Dunham
	Mar. 19, 2002	vs. NYI	W-3-2	Cross	Schwab/ Osgood
	Apr. 1, 2002	@ DET	W-5-4	Sundin	Schwab/ Legace

GAME-BY-GAME OVERTIME RESULTS

2002-03	Nov. 12, 2002	vs. LA	W-4-3	Sundin	Belfour/ Storr
	Dec. 3, 2002	vs. TB	W-4-3	Pilar	Belfour/ Khabibulin
	Dec. 28, 2002	@ EDM	L-3-2	Marchant	Belfour/ Salo
	Jan. 18, 2003	@ MTL	W-3-2	Antropov	Tellqvist/ Theodore
	Feb. 6, 2003	@ TB	W-3-2	Antropov	Kidd/ Khabibulin
	Mar. 13, 2003	@ CGY	L-4-3	Clark	Kidd/ Turek
	Mar. 20, 2003	@ CLB	L-4-3	Wright	Kidd/ Denis
	Mar. 22, 2003	vs. BUF	W-3-2	McCabe	Belfour/ Norenen
	Mar. 29, 2003	vs. WSH	W-4-3	Sundin	Belfour/ Charpentier
Apr. 1, 2003	@ NJ	W-3-2	Kaberle	Belfour/ Brodeur	
2003-04	Oct. 27, 2003	vs. ATL	L-2-3	Savard	Belfour/ Nurminen
	Nov. 18, 2003	@ CGY	L-2-3	Lydman	Belfour/ McLennan
	Dec. 9, 2003	vs. StL	L-2-3	Pronger	Belfour/ Osgood
	Dec. 26, 2003	@ NYR	W-6-5	Sundin	Belfour/ Markannen
	Feb. 5, 2004	@ OTT	W-5-4	Nolan	Kidd/Lalime
	Feb. 19, 2004	@ CAR	W-2-1	Tucker	Tellqvist/ Weekes
	Mar. 15, 2004	@ BUF	W-6-5	Kaberle	Kidd/ Biron
2004-05	Did not play due to work stoppage				
2005-06	Oct. 20, 2005	vs. CAR	W 5-4	KLEE	Belfour / Ward
	Nov. 12, 2005	@ MTL	W 5-4	O'NEILL	Belfour / Theodore
	Nov. 26, 2005	vs. MTL	W 4-3	SUNDIN	Belfour / Theodore
	Dec. 27, 2005	@ PIT	W 3-2	KABERLE	Tellqvist / Fleury
	Jan. 2, 2006	vs. PIT	W 3-2	MCCABE	Belfour / Thibault
	Jan. 28, 2006	vs. MTL	L 3-4	Koivu	Tellqvist / Theodore
	Apr. 11, 2006	vs. FLA	W 6-5	KABERLE	Aubin / McLennan
	Apr. 13, 2006	@ NYI	W 4-3	STAJAN	Aubin / Snow
	*Eric Lindros, Mats Sundin and Darcy Tucker each earned shootout game-deciding shootout goals in 2005-06.				
2006-07	Oct. 14, 2006	vs. CGY	W-5-4	SUNDIN	Raycroft/ Kiprusoff
	Nov. 16, 2006	@ BOS	L-1-2	Bergeron	Aubin/ Thomas
	Dec. 30, 2006	vs. OTT	L-2-3	Phillips	Raycroft/ Emery
	Feb. 10, 2007	vs. PIT	L-5-6	Staal	Raycroft/ Fleury
	Mar. 10, 2007	vs. OTT	W-4-3	TUCKER	Raycroft/ Emery
	Mar. 29, 2007	@ ATL	L-2-3	Kozlov	Raycroft/ Hedberg
	Mar. 31, 2007	vs. PIT	W-5-4	KABERLE	Raycroft/ Thibault, Fleury
	Apr. 3, 2007	vs. PHI	W-3-2	McCABE	Raycroft/ Biron
	*Mats Sundin, Kyle Wellwood, John Pohl and Jeff O'Neill each earned shootout game-deciding shootout goals in 2006-07.				
2007-08	Oct. 3, 2007	vs. OTT	3-4 L	Heatley	Raycroft/ Gerber
	Oct. 6, 2007	vs. MTL	4-3 W	KABERLE	Toskala/ Huet
	Oct. 15, 2007	at BUF	4-5 L	Gaustad	Raycroft/ Thibault
	Nov. 13, 2007	vs. MTL	3-4 L	Komisarek	Raycroft/ Price
	Dec. 18, 2007	@ CAR	2-3 L	Walker	Toskala/ Graham
	Dec. 22, 2007	@ FLA	2-1 W	KUBINA	Toskala/ Vokoun
	Dec. 26, 2007	@ NYI	3-4 L	Comrie	Raycroft/DiPietro,Dubielewicz(W)
	Jan. 31, 2008	@ CAR	2-3 L	Brind'Amour	Toskala/ Ward
	Feb. 9, 2008	vs. DET	3-2 W	ANTROPOV	Toskala/ Hasek
	Feb. 16, 2008	vs. BOS	4-3 W	TUCKER	Toskala/ Thomas
	Feb. 29, 2008	@ TB	2-3 L	Boyle	Toskala/ Smith
	Mar. 11, 2008	vs. PHI	4-3 W	KUBINA	Toskala/ Biron
	*Mats Sundin (2) and Tomas Kaberle each scored game-deciding shootout goals in 2007-08.				
2008-09	Nov. 4, 2008	vs. CAR	4-5 L	Wallin	Toskala/ Ward
	Nov. 22, 2008	vs. CHI	4-5 L	Bolland	Toskala/ Khabibulin
	Dec. 30, 2008	vs. ATL	4-3 W	KUBINA	Joseph/ Hedberg
	Jan. 16, 2009	@ ATL	3-4 L	Peverley	Toskala/ Lehtonen
	Feb. 3, 2009	vs. FLA	3-4 L	McCabe	Toskala/ Anderson
	Feb. 10, 2009	@ FLA	4-5 L	Zednik	Toskala/ Vokoun
	Feb. 22, 2009	@ NYR	3-2 W	HAGMAN	Toskala/ Lundqvist
	Feb. 28, 2009	@ OTT	4-3 W	KUBINA	Joseph/ Elliott
	Mar. 3, 2009	vs. NJD	2-3 L	Oduya	Toskala/ Brodeur
	Mar. 10, 2009	vs. NYI	3-2 W	GRABOVSKI	Gerber/ MacDonald
	*Niklas Hagman, Jason Blake, Nikolai Kulemin, Tim Stapleton, John Mitchell and Jeff Hamilton each scored game-deciding shootout goals in 2008-09.				

GAME-BY-GAME OVERTIME RESULTS

2009-10:	Oct. 1, 2009	vs. MTL	3-4 L	Gorges	Toskala/Price
	Oct. 28, 2009	@ DAL	3-4 L	Neal	Gustavsson/Turco
	Oct. 30, 2009	@ BUF	2-3 L	Connolly	Gustavsson/Miller
	Nov. 3, 2009	TBL	1-2 L	Malone	Gustavsson/Niittymaki
	Nov. 23, 2009	NYI	3-4 L	Bailey	Toskala,Gustavsson(OTL)/Roloson
	Dec. 21, 2009	BUF	2-3 L	Roy	Gustavsson/Miller
	Dec. 26, 2009	@ MTL	2-3 L	A. Kostitsyn	Gustavsson/Halak
	Jan. 21, 2010	@ TBL	2-3 L	St. Louis	Gustavsson/Niittymaki
	Jan. 29, 2010	@ NJD	4-5 L	Zajac	Gustavsson,Toskala(OTL)/Brodeur
	Mar. 9, 2010	BOS	4-3 W	KULEMIN	Gustavsson/Thomas
	Mar. 11, 2010	TBL	4-3 W	KESSEL	Giguere/Smith
	Mar. 25, 2010	@ ATL	2-1 W	GRABOVSKI	Gustavsson/Pavelec
	Mar. 27, 2010	NYR	3-2 W	KULEMIN	Gustavsson/Lundqvist
	Apr. 3, 2010	BOS	1-2 L	Satan	Gustavsson/Rask

**Phil Kessel (2), Nikolai Kulemin and John Mitchell each scored game-deciding shootout goals in 2009-10.

2010-11:	Oct. 15, 2010	@ NYR	4-3 W	KESSEL	Giguere/Lundqvist
	Oct. 18, 2010	NYI	1-2 L	Tavares	Giguere/Roloson
	Nov. 30, 2010	TBL	3-4 L	Gagne	Gustavsson/Ellis
	Feb. 10, 2011	NJD	1-2 L	Kovalchuk	Reimer/Hedberg
	Feb. 27, 2011	@ ATL	2-3 L	Hainsey	Reimer,Giguere(OT)/Mason
	Mar. 2, 2011	PIT	3-2 W	GRABOVSKI	Reimer/Fleury
	Mar. 8, 2011	@ NYI	3-4 L	Comeau	Reimer/Montoya

**Colby Armstrong, Tyler Bozak, Mikhail Grabovski, Phil Kessel and Nazem Kadri each scored game-deciding shootout goals in 2010-11.

2011-12:	Oct. 17, 2011	vs. COL	2-3 L	Jones	Reimer/Giguere
	Oct. 22, 2011	@ MTL	5-4 W	GRABOVSKI	Reimer,Gustavsson(W)/Price
	Dec. 6, 2011	vs. NJD	2-3 L	Clarkson	Reimer/Brodeur
	Dec. 13, 2011	vs. CAR	2-1 W	CONNOLLY	Reimer/Ward
	Dec. 29, 2011	@ CAR	3-4 L	Staal	Reimer/Ward
	Jan. 24, 2012	@ NYI	4-3 W	MacARTHUR	Gustavsson/Montoya
	Feb. 15, 2012	@ EDM	4-3 W	CONNOLLY	Reimer/Khabibulin
	Feb. 21, 2012	NJD	3-4 L	Fayne	Gustavsson/Brodeur
	Apr. 3, 2012	@ BUF	5-6 L	Roy	Scrivens/Miller
	Apr. 5, 2012	TBL	3-2 W	PHANEUF	Scrivens/Roloson

**Joffrey Lupul (2), Phil Kessel and Nazem Kadri each scored game-deciding goals shootout goals in 2011-12.

2012-13:	Jan. 29	at BUF	4-3 W	FRATTIN	Reimer/Miller
	Feb. 28	at NYI	5-4 W	PHANEUF	Reimer/Nabokov

**The Maple Leafs did not have any game-deciding shootout goals in 2012-13.

2013-14:	Oct. 12	vs. EDM	6-5 W	BOLLAND	Bernier/Dubnyk
	Nov. 29	at BUF	2-3 L	Ehrhoff	Reimer/Miller
	Dec. 5	vs. DAL	3-2 W	SMITH	Bernier/Lehtonen
	Jan. 25	at WPG	4-5 L	Byfuglien	Reimer,Bernier(OT)/Pavalec
	Feb. 27	at NYI	4-5 L	Visnovsky	Bernier/Nabokov
	Mar. 1	at MTL	3-4 L	Pacioretty	Bernier/Budaj
	Mar. 5	at NYR	3-2 W	BOZAK	Bernier/Lundqvist
	Mar. 8	vs. PHI	4-3 W	LUPUL	Bernier/Mason
	Apr. 3	vs. BOS	4-3 W	KADRI	Bernier,Reimer(W)/Johnson

Joffrey Lupul (4), James van Riemsdyk (3), Tyler Bozak and Mason Raymond each scored game-deciding shootout goals in 2013-14.

2014-15:	Oct. 14	vs. COL	W 3-2	KESSEL	Reimer/ Varlamov
	Oct. 18	@ DET	L 0-1	Zetterberg	Bernier/ Gustavsson
	Nov. 26	@ PIT	L 3-4	Comeau	Bernier/Fleury
	Feb. 21	vs. WPG	W 4-3	VAN RIEMSDYK	Bernier/Hutchinson
	Mar. 9	vs. NYI	L 3-4	Tavares	Bernier/ Neuvirth
	Mar. 28	vs. OTT	W 4-3	BREWER	Reimer/Anderson

* Tyler Bozak, Peter Holland, Nazem Kadri, Joffrey Lupul and Mike Santorelli, each scored game-deciding shootout goals in 2014-15

2015-16:	Nov. 6	vs. DET	L 1-2	Kindl	Reimer/Mrazek
	Dec. 15	vs. TBL	L 4-5	Namestnikov	Bernier/Vasilevskiy
	Dec. 17	vs. SJS	L 4-5	Burns	Sparks, Bernier/Jones
	Jan. 21	vs. CAR	L 0-1	J. Staal	Reimer/Lack
	Feb. 2	at BOS	W 3-4	PARENTEAU	Reimer/Rask
	Feb. 20	vs. PHI	L 4-5	Gostisbehere	Bernier, Reimer/Mason, Neuvirth
	Mar. 24	vs. ANA	W 6-5	KADRI	Sparks/Andersen
	Apr. 7	at PHI	W 4-3	GARDINER	Bernier/Mason

* P.A. Parenteau (2), Peter Holland, Nazem Kadri, Joffrey Lupul and Nikita Soshnikov each scored game-deciding shootout goals in 2015-16

The Maple Leafs record for most consecutive games tied after regulation time: 7 games (Feb. 19 to Mar. 3, 2009).

WINS WITH 10 OR MORE GOALS

DATE	SCORE	OPPONENT
December 22, 1917	11-4	vs. Ottawa Senators
January 21, 1919	11-3	vs. Montreal Canadiens
March 6, 1920	11-2	vs. Quebec Bulldogs
March 13, 1920	11-4	vs. Montreal Canadiens
January 26, 1921	10-3	vs. Hamilton Tigers
February 5, 1921	10-6	vs. Montreal Canadiens
December 22, 1924	10-1	at Boston Bruins
January 19, 1932	11-3	vs. New York Americans
March 19, 1932	11-3	vs. Chicago Blackhawks
March 5, 1935	10-3	at Montreal Canadiens
December 4, 1943	11-4	vs. New York Rangers
January 8, 1944	12-3	vs. Boston Bruins
February 19, 1944	10-4	vs. Boston Bruins
March 18, 1944	10-2	vs. Boston Bruins
October 29, 1944	11-5	at Chicago Blackhawks
March 17, 1946	11-7	at Detroit Red Wings
November 30, 1946	11-0	vs. Chicago Blackhawks
January 8, 1947	10-4	vs. Chicago Blackhawks
March 8, 1947	12-4	vs. Chicago Blackhawks
December 6, 1947	12-5	vs. Chicago Blackhawks
March 16, 1957	14-1	vs. New York Rangers
December 5, 1964	10-2	vs. Detroit Red Wings
March 21, 1965	10-1	at New York Rangers
January 2, 1971	13-0	vs. Detroit Red Wings
November 25, 1972	11-0	vs. California Golden Seals
February 7, 1976	11-4	vs. Boston Bruins
February 12, 1977	10-0	vs. Washington Capitals
February 20, 1977	10-8	at Chicago Blackhawks
October 14, 1978	10-7	vs. New York Islanders
October 15, 1983	10-8	vs. Chicago Blackhawks
December 4, 1985	10-7	vs. New Jersey Devils
January 8, 1986	11-9	vs. Edmonton Oilers
February 17, 1989	10-6	at New York Rangers
November 12, 1998	10-3	at Chicago Blackhawks
January 4, 2007	10-2	at Boston Bruins

LARGEST MARGINS OF DEFEAT (SINCE 1981)

DATE	SCORE	OPPONENT	DATE	SCORE	OPPONENT
March 19, 1981	14-4	at Buffalo Sabres	November 4, 1990	7-1	vs. Philadelphia Flyers
December 11, 1981	11-2	at Washington Capitals	January 10, 1991	7-2	at Chicago Blackhawks
January 15, 1982	8-2	at Buffalo Sabres	January 14, 1991	9-3	vs. Buffalo Sabres
January 25, 1982	9-2	vs. Minnesota North Stars	February 21, 1991	11-4	at Pittsburgh Penguins
February 7, 1982	8-2	at Calgary Flames	November 9, 1991	6-1	vs. Calgary Flames
March 4, 1982	10-1	at New York Islanders	November 12, 1991	7-0	at Minnesota North Stars
March 13, 1982	10-2	vs. Winnipeg Jets	December 26, 1991	12-1	at Pittsburgh Penguins
March 20, 1982	7-0	at Winnipeg Jets	February 18, 1992	7-1	at Pittsburgh Penguins
April 4, 1982	7-1	at Philadelphia Flyers	October 30, 1992	7-1	at Detroit Red Wings
October 19, 1983	8-1	vs. Quebec Nordiques	December 1, 1992	8-3	at New Jersey Devils
November 4, 1983	8-2	at Winnipeg Jets	December 6, 1992	6-0	at New York Rangers
December 23, 1983	9-2	at Detroit Red Wings	May 3, 1995	6-1	at Anaheim Mighty Ducks
January 28, 1984	8-0	vs. Washington Capitals	October 7, 1995	8-3	at Pittsburgh Penguins
February 5, 1984	7-0	at Philadelphia Flyers	October 24, 1995	6-1	at Florida Panthers
February 18, 1984	8-2	vs. Hartford Whalers	October 17, 1996	6-1	at St. Louis Blues
October 20, 1984	12-3	vs. Quebec Nordiques	November 15, 1997	5-0	at Pittsburgh Penguins
November 3, 1984	7-0	at Los Angeles Kings	December 27, 1997	8-1	vs. Detroit Red Wings
November 21, 1984	7-1	at Minnesota North Stars	January 28, 1999	6-0	at Pittsburgh Penguins
November 27, 1984	7-1	vs. Edmonton Oilers	January 1, 2000	8-1	at Buffalo Sabres
December 26, 1984	6-0	at Buffalo Sabres	December 27, 2000	5-0	at Pittsburgh Penguins
February 19, 1985	9-4	vs. Edmonton Oilers	January 25, 2002	6-1	at Vancouver Canucks
March 30, 1985	9-3	vs. Detroit Red Wings	February 27, 2003	7-2	at Detroit Red Wings
November 3, 1985	7-1	at Edmonton Oilers	November 1, 2003	7-1	vs. Philadelphia Flyers
November 27, 1985	7-1	at Pittsburgh Penguins	January 8, 2004	7-1	vs. Ottawa Senators
January 15, 1986	10-1	at St. Louis Blues	March 23, 2004	7-2	vs. Tampa Bay Lightning
January 28, 1986	9-2	at New York Islanders	October 29, 2005	8-0	vs. Ottawa Senators
April 5, 1986	7-1	at Hartford Whalers	December 17, 2005	8-2	at Ottawa Senators
October 22, 1986	7-1	vs. Quebec Nordiques	January 21, 2006	7-0	at Ottawa Senators
December 12, 1986	8-3	at Pittsburgh Penguins	April 16, 2006	6-0	at Buffalo Sabres
October 21, 1987	10-3	vs. Montreal Canadiens	October 26, 2006	7-2	at Ottawa Senators
February 18, 1987	9-2	at Edmonton Oilers	November 30, 2006	5-0	at Atlanta Thrashers
February 20, 1987	7-2	at Calgary Flames	January 13, 2007	6-1	vs. Vancouver Canucks
March 13, 1987	10-2	at Washington Capitals	January 20, 2007	8-2	at Pittsburgh Penguins
March 21, 1987	9-4	at Montreal Canadiens	February 27, 2007	6-1	vs. Buffalo Sabres
January 25, 1988	11-3	vs. Calgary Flames	October 9, 2007	7-1	vs. Carolina Hurricanes
March 5, 1988	10-1	vs. Winnipeg Jets	October 29, 2007	7-1	vs. Washington Capitals
March 24, 1988	7-1	at Calgary Flames	February 5, 2008	8-0	vs. Florida Panthers
November 19, 1988	9-1	at Edmonton Oilers	April 3, 2008	8-2	vs. Ottawa Senators
December 1, 1988	9-3	at Los Angeles Kings	December 23, 2008	8-2	vs. Dallas Stars
December 14, 1988	8-2	vs. Edmonton Oilers	January 19, 2011	7-0	at New York Rangers
December 17, 1988	7-1	vs. Philadelphia Flyers	November 5, 2011	7-0	vs. Boston Bruins
January 27, 1989	8-1	at Detroit Red Wings	March 19, 2012	8-0	at Boston Bruins
January 30, 1989	7-1	at Chicago Blackhawks	March 29, 2012	7-1	vs. Philadelphia Flyers
February 13, 1989	8-1	at New Jersey Devils	November 25, 2013	6-0	vs. Columbus Blue Jackets
March 18, 1989	10-2	vs. Winnipeg Jets	January 4, 2014	7-1	vs. New York Rangers
October 11, 1989	7-1	vs. Buffalo Sabres	January 6, 2014	6-1	at Carolina Hurricanes
November 23, 1989	6-0	at Boston Bruins	January 23, 2014	7-0	at Dallas Stars
February 22, 1990	12-2	at Calgary Flames	November 18, 2014	9-2	vs. Nashville Predators
March 14, 1990	8-2	vs. New York Rangers	March 7, 2015	6-1	vs. St. Louis Blues
October 4, 1990	7-1	at Winnipeg Jets	January 9, 2016	7-0	at San Jose Sharks
October 24, 1990	8-3	vs. St. Louis Blues			

TEAM STREAKS & RECORDS FOR TORONTO FRANCHISE

Season	Highest Margins		Most Goals, 1 Game		Record		Hat Tricks	Overall Team Streaks			Home Team Streaks			Road Team Streaks									
	Victory	Defeat	For	Against	Total	1st 10 Games		Last 10 Games	Wins	Undef.	Losing	Wins	Undef.	Losing	Wins	Undef.	Losing						
2015-16	5	7	7	7(2)	11(2)	1-7-2	3-7-0	2	3(3)	6	5(2)	7	6(2)	3	5	4	4	5	3	3(2)	4	4	5
2014-15	5	7	6(4)	9	11(2)	5-4-1	3-5-2	1	6	6	7	11	6(2)	6	5	3	5	3	2	2	2	7	16
2013-14	4(3)	6(3)	7	7(2)	11	7-3-0	2-8-0	2	6	6	8	8	6(2)	7	7	4	4	3(2)	5	5	7	7	7(2)
2012-13	6	4	6(2)	7	11	5-5-0	5-4-1	2	4	4	2(4)	5	8	4	4	3	3	4	5	5	2	4	4
2011-12	6(2)	8	7(3)	8	11(2)	7-2-1	3-5-2	2	4	4	4	6	6	6(2)	5	6(2)	4	11	3(2)	3(2)	3(2)	3(2)	4
2010-11	6	7	9	7	12	5-4-1	6-3-1	0	4	4	3(4)	4(2)	9	3(2)	8	4	4(2)	5	7	5(2)	5(2)	8	8
2009-10	5	5(3)	6(5)	7(2)	11	1-7-2	4-4-2	1	3(2)	7	7	7	7	5	5	4	6	4	4	5(2)	5	7	7
2008-09	4(3)	6	8(3)	-	-	4-3-3	5-5-0	2	4	4	5	5(2)	8	4	4(2)	3	4	4	4	4	4	4	4
2007-08	7	8	8	8(2)	10(4)	3-4-3	4-5-1	1	4	4	5	5	4	3	3	2(2)	5	6	6	6	5	6	6
2006-07	8	6	10	8	13	4-3-3	6-3-1	4	5	5(3)	3(3)	7	5(3)	9	9	3(2)	3(4)	4(2)	4(2)	2(3)	2(3)	7	7
2005-06	8	8	9	8	15	5-3-2	7-2-1	2	6	6	8	8	6	6	6	3(3)	3(3)	2(5)	7	7	7	7	7
2004/05*	0	0	0	0	0	0-0-0	0-0-0	0	0	0	0	0	0	0	0	0	0	0	0	0	0	0	0
2003/04	6(2)	6(2)	8	7(3)	12	4-3-2-1	7-2-1-0	0	8	8	3(2)	5	8	5	6	2(3)	2(6)	6	8	3	3	6	6
2002/03	6(3)	5	6(4)	7	9(6)	3-6-1-0	5-2-2-1	2	5(2)	5(4)	3(4)	4(2)	8	13	13	3	3(2)	7	7	3(2)	4	4(2)	
2001/02	6	4	7(2)	6	11	5-3-1-1	6-2-2-0	1	5	6	3(2)	5	6	5	9	3	4	4	4	4(2)	4	4(2)	
2000/01	6(3)	5	8	6(3)	11(3)	6-4-0-0	5-5-0-0	1	3(3)	6	4	6	6	5	5(2)	2(4)	5	5	5	5	4	4	
1999/00	6	7	6(6)	8	11	6-3-1-0	5-5-0-0	1	6	6(2)	4	6	6	6	6	3(2)	4	4	4	4	5	7	7
1998/99	8	6	10	8	13(2)	5-4-1	6-2-2	5	3(6)	7	3	3(3)	7	7	7	2(4)	4	4	4	4	3	3	3
1997/98	5	7	7	8	10	3-6-1	4-6-0	1	3(2)	3	4(2)	6	2(5)	2	2(5)	3	4	4(2)	2(3)	3	4	6	6
1996/97	4(4)	5	7	7(2)	11(5)	4-6-0	4-4-2	2	3(3)	5	7	7	5	4	4	4(2)	6	2(2)	4	4	9	9	9
1995/96	5(3)	5(2)	7(2)	8	11(3)	4-5-1	6-4-0	1	3	6	8	10	4	4	4	5(2)	3	6	4(2)	5	8	8	8
1994/95	4(2)	5	7	6(3)	11	4-4-2	5-4-1	0	2(5)	3	3	3	4	4	4	2(3)	2	2(3)	1(6)	3	2(5)	7	5
1993/94	7	4(2)	7(3)	7	11(2)	10-0-0	4-6-0	4	10	11	4	7	4	7	7	2(3)	3	5	7	4	4	6	6
1992/93	7	6(2)	8(2)	8	11(4)	5-3-2	5-4-1	0	5	10	3(2)	4	5	4	5	2	3	4	4	6	6	7	7
1991/92	5	11	8	12	13(2)	2-8-0	5-5-0	4	4(2)	4(3)	7	7(3)	6	6(2)	6	4	4(2)	2	5	7	7	11	11
1990/91	4(3)	7	7	11	15	1-8-1	4-4-2	0	2(5)	4	6	10	2(4)	5	5	5	5(2)	3	6	10	10	10	10
1989/90	6	10	8(5)	12	14(4)	4-6-0	3-6-1	7	5	5	4(2)	4(2)	6	6(2)	6	6(2)	5	5	2(3)	4	5(2)	6	6
1988/89	4(3)	8(2)	10	10	16	6-3-1	4-6-0	6	3	6	6(2)	15	3(2)	3(2)	3(2)	4	5(2)	6	6	6	10	10	10
1987/88	6	9	7(5)	11	14	6-4-0	2-8-0	1	5	5	8	6	5	3(2)	3(2)	3(2)	4	11	2	2(3)	11	11(2)	11(2)
1986/87	6	8	8(3)	10	14	5-2-3	4-6-0	5	4	4	6	6	4	4	4(3)	3	3(2)	2	2(2)	5	5	5(2)	5(2)
1985/86	6	9	11	10	20	1-9-0	2-7-1	9	3	3(3)	9	13	3	4	4	6	8	1(9)	2(2)	5	6	6	6
1984/85	5(3)	9	7	12	16	3-6-1	3-6-1	4	3	4	6	10(2)	2(2)	2(2)	2(3)	7	10	2(2)	3(2)	5	5	10	10
1983/84	5(2)	8	10	11	18	5-4-1	3-6-1	6	4	4	6(2)	7	3(2)	4	4	3(2)	7	3	3	3	10	11	11
1982/83	6(3)	5(2)	8(2)	9	13(2)	2-5-3	5-5-0	4	6	6	6	10	5	5	6(2)	4	4	3(2)	3(3)	7	7	18	18
1981/82	6	9(2)	9(3)	11	17	3-5-2	3-7-0	8	2(3)	5	6	9	6	6	6	5	8	2	2(2)	6	6	12	12
1980/81	4(4)	10	9(2)	14	18	6-3-1	4-3-3	7	6	6	5(2)	7(2)	3(2)	3(2)	3(4)	4(2)	6	3	5(2)	4	4	6(2)	6(2)
1979/80	8	10	9(3)	10	15	4-5-1	5-5-0	6	4	4	4(3)	6	6	3	3	4	4	4	3(4)	3(4)	7	7	7
1978/79	6	5(2)	10	7(3)	17	4-5-1	4-4-2	6	5	5	5(2)	7	4	4	5(2)	3	6	2(2)	4(3)	5	5	5	5
1977/78	6(2)	5	8	7	13	6-2-2	2-8-0	3	6	6	7(2)	5	5(2)	5(2)	7	3(2)	4(2)	4	4(2)	5	5	5	5
1976/77	10	5(4)	10(2)	9	18	2-5-3	2-4-4	5	4	4	4	7(2)	6	6	6	3(2)	6(2)	4	4(2)	4	4	5	5
1975/76	8	7	11	9	15	5-4-1	3-6-1	4	4	4	3	10	5	8	8	2(3)	4	2(3)	4	3(3)	7	7	7
1974/75	7	8(2)	9	11	15	3-4-3	3-4-3	8	7	7	4(2)	6(2)	5	5	7(2)	4	5	3	4	5	5	5(2)	5(2)
1973/74	7(2)	4(2)	9	7(2)	11(2)	5-3-2	4-3-3	3	3(5)	7	3	5	5	5	9	2(2)	4	3	5	2(3)	5	5	5
1972/73	11	10	11	10	12(2)	3-6-1	3-6-1	1	3	4(2)	5(2)	6	3(3)	3	3	7(2)	4	2	2(3)	7(2)	7	9	9
1971/72	7	7	8	8	10	3-2-5	4-3-3	6	6	6	8	8	7	7	7	2(2)	3	3	3(3)	7	8	8	8
1970/71	13	8	13	9	13(2)	3-7-0	3-5-2	3	7	8	4(2)	4(2)	7	14	14	2(2)	2(3)	3	5	9	9	9	9
1969/70	7	9	8	9	13	4-4-2	2-7-1	1	2(5)	5	5	7	5	6	6	2(4)	5	4	4	4	4	7	7
1968/69	5	8	8	11	14	5-4-1	3-4-3	3	4	4	8	6	3(3)	8	8	2(2)	5	3(2)	3(3)	4	4	4(4)	4(4)
1967/68	7(2)	5	9	7	12(2)	6-4-0	6-3-1	4	4	4	7	9	7	7	11	5	5	3	3(2)	7	7	12	12
1966/67	6	6	9	9	14	3-2-5	6-4-0	2	7	7	10	11	8	8	12	4	5	3	4	6	6	6	6
1965/66	6(3)	9	8	9	12(2)	3-5-2	4-4-2	4	5(2)	10	3(2)	4	6	6	8	3	3	3	4(3)	5	5	7	7
1964/65	9	4	10(2)	6(2)	12	4-2-4	4-5-1	1	3(4)	7	4(2)	5(2)	3	3	3(2)	2(4)	4	4	5	2(2)	8	8	8

*Did not play due to work stoppage

TEAM STREAKS & RECORDS FOR TORONTO FRANCHISE

Season	Highest Margins		Most Goals, 1 Game		Record		Hats	Overall Team Streaks			Home Team Streaks			Road Team Streaks						
	Victory	Defeat	For	Against	Total	1st 10 Games		Last 10 Games	Tricks	Wins	Undef.	Losing	Wnls	Undef.	Losing	Wnls	Undef.	Losing	Wnls	
1963/64	5	11	7	11	11	6-4-0	6-2-2	0	4	6	3	4(2)	6	10	3	4	2	3(3)	4	6
1962/63	6(2)	4(2)	8(2)	7	10(4)	4-5-1	5-2-3	2	5(2)	10	3	4	6	12	3	3(2)	3(2)	4(2)	3(3)	4
1961/62	8	6	9	7	12	7-2-1	4-3-3	3	5	9	2(4)	5	7	13	1(5)	2(3)	2(3)	5	4(2)	6
1960/61	6	5	8	6(2)	12	4-4-2	5-2-3	4	5	8	2(2)	5	5	8	1(6)	3	7	7	3	3(2)
1959/60	6	6(2)	7	9	13	5-3-2	6-3-1	0	4	6	5	5	4	9	2(2)	2(4)	3(2)	4(2)	5	5(2)
1958/59	5	5(2)	6(3)	7(2)	12	3-7-0	7-3-0	1	5	6	3(2)	9	2(5)	5	2(2)	5	3	4	5	6
1957/58	7(2)	7(2)	9	9	12	3-6-1	1-8-1	5	3	5	8	9	2(2)	7	3(2)	6	2(2)	4	5	6
1956/57	13	4(3)	14	8	15	4-2-4	3-5-2	3	3	7	3(6)	9	2(3)	4	3	9	1(9)	5	3(4)	9
1955/56	5(2)	7	7	8	11(2)	4-5-1	4-3-3	0	4	5	6	7(2)	4	7	3	3(2)	2	3	5	11
1954/55	6	5	8	6	11	3-3-4	1-5-4	2	7	9	3	8(2)	4	5	1(10)	6	5	6	3	6(2)
1953/54	6	5(2)	6(2)	7	10	4-4-2	3-5-2	0	4	8	3	4	9	18	2	3	2(2)	3	3	5
1952/53	5	4(4)	7	6(2)	12	6-3-1	4-5-1	1	4(2)	5	5	7	3(2)	7	2(2)	8	2(3)	4	4	8
1951/52	6	5(2)	8	7	10	4-4-2	4-5-1	1	3(2)	6	3	6	4	10	2(2)	5	2	7	5	7
1950/51	7(2)	3	8	5	9(3)	7-1-2	8-2-0	1	6	11	2(3)	4	5	6	2(2)	4	4	8	3	3
1949/50	8	6(2)	9	8	12	5-2-3	3-5-2	1	6	7	4	7(2)	7	11	2	6	4(2)	4(2)	6	10
1948/49	6	5(3)	7	6(3)	9(2)	3-5-2	3-6-1	1	2(5)	6	3(2)	8	3(2)	7	2(2)	5	3	3	4	7
1947/48	7	5	12	7(2)	17	5-3-2	6-4-0	3	4(2)	10	2(3)	4	6	14	1(3)	2	2(4)	9	3(2)	7
1946/47	11	6	12	8	16	6-1-3	5-3-2	4	6	6(2)	3	6	5	5	2(2)	2(2)	4	6	4	11
1945/46	6	6	11	8	18	1-8-1	5-4-1	7	4	5	5(2)	6	3	3	3	4	2	3	4	5
1944/45	7(2)	5	11	8	16	8-2-0	5-3-2	5	6	6	4	7	3(2)	4	3	5	3(3)	3(3)	4	5
1943/44	9	5(2)	12	8(3)	15(2)	4-4-2	4-5-1	8	3(2)	3(2)	3	4	4	4	3	4	2	3	3	3(2)
1942/43	8(2)	5	9	6	14	6-4-0	3-4-3	1	3	5	2(6)	5	5	8	2(2)	3	2	3(2)	4	7
1941/42	6(2)	5	8(3)	7(2)	14	8-2-0	4-6-0	2	6	6	2(4)	3(2)	7	7	2	2	2(3)	3	4	4
1940/41	6	3(5)	9	8	13	8-2-0	4-4-2	1	8	8	2(4)	4(2)	4	6	1(5)	2	7	7	4	6
1939/40	6	5	8(2)	6(2)	14	6-2-2	6-3-1	2	3(2)	6	3	3(4)	4	11	2	3	2(2)	2(2)	4	4
1938/39	6	6	9	8	13	4-4-2	5-3-2	3	4	5	3	6	4	7	2(2)	4	2	4	3	6
1937/38	5(3)	8	8	9	13	5-2-3	5-4-1	3	3(2)	6	2(3)	3(2)	4	6	3	3	3	3(2)	2(2)	4
1936/37	5	4(2)	7	6	11	4-5-1	6-2-2	4	3(3)	4(2)	3	5	6	6	2(3)	2(4)	4	4	4	4
1935/36	7	4(3)	9	7	12	6-3-1	5-3-2	4	3(2)	5	3(2)	5	7	10	1(4)	2(3)	2(3)	2(3)	7	7
1934/35	7	3(4)	10	7(2)	13	9-1-0	8-2-0	5	8	8	3	5	5	5	2(2)	4	3(2)	6	3	3
1933/34	8	6	9	7	13	8-1-1	5-5-0	5	5	6(2)	2	4	7	18	1(2)	1(2)	3	4	3	7
1932/33	6	7	7	7(3)	9(2)	5-3-2	3-6-1	1	4(2)	4(2)	3	4	4	8	1(4)	1(4)	2	2(3)	3(2)	3(3)
1931/32	8(2)	7	11(2)	8	14(2)	3-4-3	6-3-1	2	3(2)	5	2	5	8	8	1(4)	3	2(2)	2(3)	6	9
1930/31	6	9	9	10	15	5-3-2	5-2-3	5	3	5(3)	3	3(2)	8	9	2	2(3)	2	4	3	6
1929/30	6(2)	7	7	10	15	3-6-1	3-5-2	2	3(3)	6	4	6	6	6	2(3)	6	2(2)	3	5	5
1928/29	5	4	5	6	9	5-5-0	5-3-2	1	3(2)	6	3	7	4	7	1(5)	2	2(2)	3	4	6
1927/28	5	8	6(2)	9	12	4-4-2	3-4-3	1	4	4	3	7	4	5	1(8)	5	2(2)	3	5	5
1926/27	6	4(4)	6(2)	5(3)	8	2-7-1	5-4-1	n/a	2(2)	3	4(2)	6	2	2(3)	2(2)	2(4)	2	2	5	8
1925/26	4(2)	5(2)	6	7(2)	11	2-7-1	3-6-1	n/a	2	3	4	5	6	6	2	2(2)	1	1	10	12
1924/25	9	7(2)	10	10	13	4-6-0	8-2-0	n/a	9	9	2(2)	2(2)	9	9	5	4	4	4	2	2
1923/24	3	5(2)	5(2)	8	12	5-5-0	3-7-0	n/a	3	3	4	4	2(3)	7	2	2	1(3)	1(3)	3	3
1922/23	5(2)	6	9	9	15	4-5-1	7-3-0	n/a	3	3	2(2)	3	7	7	1	2	1(3)	1(3)	4	4
1921/22	4	5(2)	8	9	15	5-5-0	5-4-1	n/a	3	3	3	3	4	4	1(4)	1(4)	2	2	3	4
1920/21	7	7	10(2)	9	16	5-5-0	8-2-0	n/a	5	5	2	2	8	8	3	3	2	2	2(2)	2(2)
1919/20	9	7(2)	11(2)	14	21	5-5-0	6-4-0	n/a	4	4	3(2)	3(2)	3	3	2	2	4	4	6	6
1918/19	8	10	11	13	17	3-7-0	3-7-0	n/a	2	2	3(3)	3(3)	2	2	1(2)	0	0	0	9	9
1917/18	7	9(2)	11	11	18	5-5-0	6-4-0	n/a	4	4	2	2	7	7	1	1	2	2	4	4

Numbers in parentheses indicate the number of times the yearly high was reached that season. Team records are shown as white on black based only on Maple Leaf franchise (since 1927/28).

Toronto Arenas (1917-1919)
Toronto St. Patricks (1919-1927)

POSTPONED/RESCHEDULED GAMES

POSTPONED / RESCHEDULED GAMES

SEASON	ORIGINAL DATE	OPPONENT	NEW DATE	REASON	RESULT
1919-20	Dec. 30	vs. Montreal	Dec. 31	Play on New Year's Eve.	5-1 W
1919-20	Feb. 14	at Que. Bulldogs	Feb. 16	Play during Winter Carnival.	4-3 W
1920-21	Jan. 5	at Montreal	Jan. 17	Too warm for natural ice.	5-9 L
1920-21	Mar. 9	vs. Montreal	Mar. 7	End schedule early.	6-4 W
1920-21	Mar. 12	at Montreal	Feb. 28	End schedule early.	0-4 L
1921-22	Mar. 8	vs. Montreal	Mar. 7	End schedule early.	7-8 L
1924-25	Dec. 6	vs. Hamilton	Dec. 5	Kitchener vs. Varsity (SPA Cup)	3-10 L
1924-25	Feb. 11	at Boston	Feb. 10	Boston AA vs. Boston HC	5-1 W
1925-26	Jan. 2	vs. Ottawa	Jan. 1	Kitchener vs. Parkdale	3-0 W
1925-26	Jan. 16	vs. NY Americans	Jan. 15	Kitchener vs. Toronto CC	4-3 W
1925-26	Jan. 30	vs. Pit. Pirates	Jan. 29	Kitchener vs. Osgoode Hall	3-2 W
1925-26	Feb. 23	at Boston	Feb. 22	Play on George Washington's birthday.	1-2 L (OT)
1934-35	Feb. 26	at Chicago	Jan. 15	Golden Gloves boxing.	3-2 W
1935-36	Jan. 21	vs. Montreal	Feb. 20	Death of King George V.	2-1 W
1937-38	Jan. 9	at NY Rangers	Feb. 6	Ice show in Detroit caused rescheduling.	1-2 L
1940-41	Mar. 13	vs. NY Rangers	Jan. 9	Ice show.	3-2 W (OT)
1946-47	Oct. 31	at Montreal	Nov. 1	Travel concern. (Oct. 30 at CHI)	1-1 T
1951-52	Oct. 28	at Detroit	Oct. 29	Ice show.	2-2 T
1951-52	Feb. 6	vs. NY Rangers	Feb. 19	Death of King George VI.	3-3 T
1971-72	Oct. 13	vs. Detroit	Nov. 1	Death of Stafford Smythe.	6-1 W
1974-75	Oct. 29	vs. St. Louis	Nov. 25	Ali vs. Foreman (TV).	2-2 T
1974-75	Dec. 1	at Detroit	Feb. 9	Weather.	3-5 L
1975-76	Dec. 31	vs. Cal. Golden Seals	Jan. 1	Montreal vs. CSKA Moscow (TV).	5-1 W
1976-77	Feb. 7	at Buffalo	Feb. 14	Weather.	2-7 L
1977-78	Apr. 3	at Pittsburgh	Apr. 2	Academy Awards (TV).	3-6 L
1978-79	Jan. 14	at Chicago	Feb. 12	Weather.	5-2 W
1981-82	Dec. 6	at Boston	Jan. 21	Weather.	2-4 L
1982-83	Feb. 12	at Boston	Feb. 28	Weather.	3-6 L
1990-91	Nov. 15	at Detroit	Feb. 25	Ice show.	4-5 L (OT)
1991-92	Apr. 1	vs. NY Islanders	Apr. 12	NHLPA Strike.	2-6 L
1991-92	Apr. 4	vs. NY Rangers	Apr. 15	NHLPA Strike.	4-2 W
1991-92	Apr. 5	at Philadelphia	Apr. 13	NHLPA Strike.	2-6 L
1992-93	Oct. 7	vs. Washington	Oct. 6	Game 1 - ALCS (Blue Jays vs. Athletics)	5-6 L
1992-93	Apr. 1	at Philadelphia	Apr. 4	Arena damage caused rescheduling.	0-4 L
1994-95	Apr. 5	vs. Detroit	Apr. 7	Flooding in San Jose delayed Detroit.	2-4 L
1994-95	Apr. 7	vs. St. Louis	Apr. 5	Rescheduled to accommodate Detroit.	4-6 L
2000-01	Dec. 7	at St. Louis	Jan. 29	High school basketball tournament.	1-2 L
2014-15	Oct. 22	at Ottawa	Nov. 9	Shootings at Parliament Hill	5-3 W

All-Time Record: 14-19-4-0

CONSECUTIVE GAMES VS. SAME OPPONENT IN SAME VENUE

SEASON	OPPONENT	FIRST GAME (RESULT)	SECOND GAME (RESULT)	HOME/ROAD	VENUE
1944-45	Detroit	Dec. 16 (1-1 T)	Dec. 23 (4-5 L)	Home	Maple Leaf Gardens
1949-50	Chicago	Jan. 4 (4-4 T)	Jan. 7 (5-2 W)	Home	Maple Leaf Gardens
1949-50	Chicago	Jan. 29 (4-0 W)	Feb. 1 (0-3 L)	Road	Chicago Stadium
1949-50	Boston	Feb. 5 (2-1 W)	Feb. 8 (3-1 W)	Road	Boston Garden
1965-66	NY Rangers	Nov. 28 (4-2 W)	Dec. 1 (2-2 T)	Road	Madison Square Garden
2005-06	Ottawa	Jan. 21 (0-7 L)	Jan. 23 (3-4 L)	Road	Corel Centre
2005-06	Montreal	Mar. 23 (1-5 L)	Mar. 25 (2-6 L)	Road	Bell Centre
2005-06	Buffalo	Apr. 1 (7-0 W)	Apr. 3 [2-3 L (SO)]	Home	Air Canada Centre

HOLIDAY GAME RECORDS

CHRISTMAS DAY GAMES

YEAR	OPPONENT	RESULT
1920	vs. Montreal	5-4 W
1924	at Hamilton	1-8 L
1926	at Pit. Pirates	2-3 L
1928	vs. Mtl. Maroons	4-1 W
1929	at Boston	2-6 L
1930	at Det. Falcons	1-10 L
1934	at Montreal	6-2 W
1937	vs. Detroit	1-1 T
1939	at NY Rangers	1-4 L
1940	at Detroit	2-3 L
1941	vs. Boston	2-0 W
1943	vs. NY Rangers	3-5 L
1944	at Detroit	4-6 L
1945	at Detroit	3-6 L
1946	at Detroit	2-1 W
1947	at Montreal	3-0 W
1948	vs. Detroit	2-1 W
1949	at NY Rangers	1-3 L
1954	vs. Detroit	2-3 L
1955	at Detroit	1-1 T
1957	vs. Montreal	5-4 W
1958	at Detroit	2-0 W
1960	at Boston	4-1 W
1961	at Chicago	3-3 T
1962	at Detroit	1-2 L
1963	at Boston	5-1 W
1964	at Chicago	3-3 T
1965	vs. Chicago	5-3 W
1966	at Boston	4-2 W
1967	at Detroit	3-1 W
1968	at Chicago	4-3 W
1970	at Min. North Stars	3-6 L
1971	vs. Detroit	5-3 W

All-Time Record: 16-13-4
Home Record: 7-2-1
Away Record: 9-11-3

BOXING DAY GAMES

YEAR	OPPONENT	RESULT
1917	vs. Montreal	7-5 W
1918	at Ottawa	2-5 L
1923	at Hamilton	2-1 W
1925	vs. Mtl. Maroons	0-2 L
1931	vs. Montreal	0-2 L (OT)
1933	at Boston	2-2 T
1935	at Montreal	2-0 W
1936	vs. Boston	1-2 L
1937	at Detroit	3-1 W
1938	at NY Rangers	2-0 W
1942	vs. Boston	7-2 W
1945	vs. Montreal	2-4 L
1946	at Montreal	1-4 L
1951	vs. Montreal	2-3 L
1953	vs. Detroit	4-2 W
1954	at Detroit	1-1 T
1956	vs. Montreal	1-0 W
1959	vs. NY Rangers	4-0 W
1962	vs. Detroit	5-4 W
1964	vs. Chicago	3-5 L
1965	at Chicago	1-1 T
1968	at Montreal	2-4 L
1969	at St. Louis	1-3 L
1970	vs. Philadelphia	9-1 W
1971	at Boston	1-3 L
1973	vs. Montreal	9-2 W
1976	at Pittsburgh	2-4 L
1977	vs. Pittsburgh	4-5 L
1978	at NY Islanders	1-5 L
1979	vs. Washington	2-8 L
1981	vs. Detroit	8-3 W
1983	vs. Detroit	6-2 W
1984	at Buffalo	0-6 L
1985	at Detroit	5-4 W

BOXING DAY GAMES (CONT'D)

1986	at Detroit	2-4 L
1987	vs. Montreal	2-4 L
1988	vs. NY Islanders	3-4 L
1989	at Boston	4-6 L
1991	at Pittsburgh	1-12 L
1992	vs. Detroit	1-5 L
1997	at Detroit	1-4 L
1998	vs. Montreal	1-2 L
2000	at Atl. Thrashers	3-5 L
2001	at Carolina	3-4 L
2003	at NY Rangers	6-5 W (OT)
2005	vs. New Jersey	2-1 W
2006	vs. Minnesota	4-3 W
2007	at NY Islanders	3-4 L (OT)
2008	at NY Islanders	1-4 L
2009	vs. Montreal	2-3 L (OT)
2010	at New Jersey	4-1 W

All-Time Record: 19-27-3-2
Home Record: 12-12-0-1
Away Record: 7-15-3-1

NEW YEAR'S DAY GAMES

YEAR	OPPONENT	RESULT
1926	vs. Ottawa	3-0 W
1927	vs. Mtl. Maroons	0-3 L
1929	vs. NY Rangers	2-3 L
1930	vs. Mtl. Maroons	5-3 W
1931	vs. NY Americans	2-0 W
1933	at Detroit	2-2 T
1934	at Chicago	2-1 W
1935	vs. Detroit	0-1 L
1938	vs. Montreal	6-4 W
1939	at NY Americans	1-5 L
1942	at NY Rangers	3-3 T
1944	at Boston	5-2 W
1946	at Chicago	1-3 L
1947	vs. Detroit	2-1 W
1948	vs. Montreal	2-1 W
1949	vs. Montreal	5-3 W
1950	at Detroit	0-5 L
1953	at Boston	1-5 L
1955	vs. Chicago	2-2 T
1961	at NY Rangers	4-1 W
1963	at Boston	0-3 L
1965	at Boston	0-3 L
1966	vs. Boston	6-3 W
1967	at NY Rangers	2-1 W
1969	vs. Oak. Seals	7-3 W
1972	vs. Montreal	5-2 W
1975	vs. Cal. Golden Seals	3-3 T
1976	vs. Cal. Golden Seals	5-1 W
1977	vs. Washington	3-1 W
1983	vs. Hfd. Whalers	7-5 W
1986	vs. Montreal	3-2 W
1989	at Chicago	3-3 T
1994	vs. Los Angeles	4-7 L
1996	at Dallas	1-0 W
1998	at Chicago	3-3 T
2000	at Buffalo	1-8 L
2004	at Boston	2-3 L
2007	vs. Boston	5-1 W
2008	vs. Tampa Bay	4-3 W (SO)
2009	vs. Buffalo	1-4 L
2011	at Ottawa	5-1 W
2014	at Detroit (Winter Classic)	3-2 W (SO)

All-Time Record: 23-13-6-0
Home Record: 16-5-2-0
Road Record: 7-8-4-0

OTHER HOLIDAY GAME RECORDS

Remembrance Day: 14-17-4-1
St. Patrick's Day: 18-14-3-1

ALL-TIME PLAYER TRANSACTIONS

1926-27 Season Through 2014

Acquired:

- 1926 **Harold Henderson** from Detroit for Pete Bellefeuille (Dec.)
- 1928 **Lorne Chabot** and **Alex Gray** from NY Rangers for Butch Keeling and John Roach
- 1928 **Eddie Rodden** from Chicago for Bert McCaffery to Pittsburgh; (Ty Arbour from Pittsburgh to Chicago) (Dec.)

1930s

Acquired:

- 1930 **Frank Nighbor** from Ottawa for Dan Cox (Jan.)
- 1930 **King Clancy** from Ottawa for Art Smith, Eric Pettinger and \$35,000 (Oct. 10)
- 1933 **George Hainsworth** from Montreal for Lorne Chabot
- 1938 **Doc Rommes** from Chicago for Bill Thorns (Dec.)
- 1939 **David "Sweeney" Schriener** from NY Americans for Murray Armstrong, Buzz Boll, Harvey "Busher" Jackson and Doc Romnes

1940s

Acquired:

- 1942 **Babe Pratt** from NY Rangers for Dudley Ganett and Hank Goldup
- 1943 **Ted Kennedy** from Montreal for rights to Frankie Eddolls (Feb. 28)
- 1946 **Harry Watson** from Detroit for Billy Taylor
- 1947 **Max Bentley** and **Cy Thomas** from Chicago for Gus Bodnar, Ernie Dickens, Bob Goldham, Bud Poile and Gaye Stewart (Nov. 2)
- 1948 **Cal Gardner** and **Bill Juzda** from NY Rangers for Wally Stanowski and Rene Trudel

1950s

Acquired:

- 1950 **Leo Boivin, Fern Flaman, Phil Maloney** and **Ken Smith** from Boston for Bill Ezinicki and Vic Lynn (Nov. 16)
- 1952 **Jim Morrison** from Boston for Fleming MacKell (Jan. 9)
- 1952 **Harry Lumley** from Chicago for Cal Gardner, Roy Hannigan, Gus Mortson and Al Rollins (Sept. 11)
- 1953 Max Bentley purchased from Toronto by NY Rangers
- 1954 **Dave Creighton** from Boston for Fern Flaman (Jul. 20)
- 1954 **Jack Price** from Chicago for Ray Timgren (Oct. 4)
- 1954 **Joe Klukay** from Boston for Leo Boivin (Nov. 9)
- 1958 **Allan Stanley** from Boston for Jim Morrison (Oct. 8)
- 1959 **Frank Roggeveen** and **Johnny Wilson** from Detroit for Barry Cullen (Jun. 9)

1960s

Acquired:

- 1960 **Red Kelly** from Detroit for Marc Reaume (Feb. 10)
- 1960 **Stan Smrke** from Montreal for Al MacNeil (Jun.)
- 1960 **Eddie Shack** from NY Rangers for Pat Hannigan and Johnny Wilson (Nov. 7)
- 1961 **Don Simmons** from Boston for Ed Chadwick (Jan. 31)
- 1962 **Kent Douglas** from Springfield (AHL) for Jim Wilcox, Roger Cote, Wally Boyer, Bill White and Don Mattussi (Jun.)
- 1964 **Andy Bathgate** and **Don McKenney** from NY Rangers for Arnie Brown, Bill Collins, Dick Duff, Bob Nevin and Rod Seiling (Feb. 22)

- 1964 **Terry Sawchuk** claimed from Detroit (Jun. 10)
- 1964 **Ed Ehrenverth** and **Duane Rupp** from NY Rangers for Lou Angotti and Ed Lawson (Jun. 25)
- 1965 **Aut Erickson, Larry Jeffrey, Ed Joyal, Lowell MacDonald** and **Marcel Pronovost** from Detroit for Andy Bathgate, Bill Harris and Gary Janet (May 20)
- 1965 **Andy Heberton, Orland Kurtenbach** and **Pat Stapleton** from Boston for Ron Stewart (Jun. 8)
- 1965 **Bruce Gamble**, from Springfield (AHL) for Larry Johnston and Bill Smith (Sept.)
- 1967 **Murray Oliver** and cash from Boston for Eddie Shack (May 15)
- 1967 **Bryan Hextall** and **J.P. Parise** from Oakland for Gerry Ehman (Oct. 3)
- 1968 **Paul Henderson, Floyd Smith** and **Norm Ullman** from Detroit for Frank Mahovlich, Peter Stelmowski, Garry Unger and the rights to Carl Brewer (Mar. 3)
- 1968 **Pat Quinn** purchased from St. Louis (Mar. 25)
- 1968 **Pierre Pilote** from Chicago for Jim Pappin (May 23)
- 1969 **Forbes Kennedy** and **Brit Selby** from Philadelphia for Mike Beyers and Gerry Meehan (Mar. 2)
- 1969 **Jim Harrison** from Boston for Wayne Carleton (Dec. 10)

1970s

Acquired:

- 1970 **Guy Trottier, Denis Dupere** and **Jacques Plante** from NY Rangers for Tim Horton (Mar. 3)
- 1970 **Brian Conacher** and **Terry O'Malley** from Minnesota for Murray Oliver (May 22)
- 1970 **Garry Monahan** and **Brian Murphy** from Los Angeles for Bob Pulford (Sept 3)
- 1970 **Bob Baun** from St. Louis for Brit Selby (Nov. 13)
- 1971 **Bernie Parent** and Philadelphia's 2nd Round Draft Choice in the 1971 Amateur Draft (**Rick Kehoe**) from Philadelphia for Bruce Gamble, Mike Walton and Toronto's 1st Round Choice in 1971 Amateur Draft (Pierre Plante) (Feb. 1)
- 1972 **Pierre Jarry** from NY Rangers for Jim Dorey (Feb. 20)
- 1973 1st Round Draft Choice in draft (**Ian Turnbull**) and future considerations (**Ed Johnston**) from Boston for Jacques Plante and Toronto's 1st Round choice in 1973 amateur draft (Doug Gibson) (Mar. 3)
- 1973 **Dunc Wilson** from Vancouver for Murray Heatley and Larry McIntyre (May 29)
- 1973 1st Round Amateur Draft Selection (**Bob Neely**) and (**Doug Favell**) from Philadelphia for 2nd Round Selection (Larry Goodenough) and the rights to Bernie Parent (Jul. 27)
- 1973 **Tim Ecclestone** from Detroit for Pierre Jarry (Nov. 29)
- 1974 **Bill Flett** from Philadelphia for Dave Fortier and Randy Osburn (May 27)
- 1974 **Gary Sabourin** from St. Louis for Ed Johnston (May 27)
- 1974 **Blaine Stoughton** and future considerations from Pittsburgh for Rick Kehoe (Sept. 13)
- 1974 **Dave Dunn** from Vancouver for John Grisdale and Garry Monahan (Oct. 16)
- 1974 **Rod Seiling** from Washington for Willie Brossart and Tim Ecclestone (Nov. 2)
- 1975 **Wayne Thomas** from Montreal for 1st Round Selection in 1976 Amateur Draft (Peter Lee) (Jun. 17)
- 1975 **Stan Weir** from California for Gary Sabourin (Jun. 20)
- 1975 **Greg Hubick** from Montreal for Doug Jarvis (Jun. 26)

ALL-TIME PLAYER TRANSACTIONS

- 1977 **Tracy Pratt** from Colorado for 3rd Round Draft Choice in 1977 Amateur Draft (Randy Pierce) (Mar. 8)
- 1977 2nd Round Draft choice (**Bob Gladney**) from Chicago for the rights to Jim Harrison (Sept. 28)
- 1977 **Jerry Butler** from St. Louis for Inge Hammarstrom (Nov. 1)
- 1978 **Dan Maloney** and 2nd Round Draft Choice in 1980 Entry Draft (**Craig Muni**) from Detroit for Errol Thompson and Toronto's 1st Round Choice (Brent Peterson) and 2nd Round Choice (Al Jensen) in 1978 Amateur Draft and 1st Round Choice in 1980 Entry Draft (Mike Blaisdell) (Mar. 13)
- 1978 **Dave Burrows** from Pittsburgh for Randy Carlyle and George Ferguson (Jun. 14)
- 1978 **Dave Hutchison** and **Lorne Stamler** from Los Angeles for Scott Garland, Brian Glennie, Kurt Walker, Toronto's 2nd Round Choice in the 1979 Entry Draft (Mark Hardy) (Jun. 14)
- 1978 **Paul Harrison** from Minnesota for 4th Round Choice in 1981 Entry Draft (Terry Tait) (Jun. 14)
- 1978 **Walt McKechnie** from Minnesota for 3rd Round Choice in the 1980 Entry Draft (Randy Veliscek) (Oct. 5)
- 1978 2nd Round Draft Choice (**Gary Yaremchuk**) from Colorado for Jack Valiquette (Oct. 19)
- 1979 **Paul Gardner** from Colorado for Don Ashby and Trevor Johansen (Mar. 13)
- 1979 **Reg Thomas** from Edmonton for 6th Round Draft Choice in 1981 Entry Draft (Steve Smith) (Dec. 13)
- 1979 **Dave Farrish** and **Terry Martin** from Quebec for Reg Thomas (Dec. 13)
- 1979 **Bob Stephenson** from Hartford for Pat Boutette (Dec. 24)
- 1979 **Pat Hickey** and **Wilf Paiement** from Colorado Rockies for Lanny McDonald and Joel Quenneville (Dec. 29)

1980s

Acquired:

- 1980 **Pat Ribble** from Chicago for Dave Hutchinson (Jan. 10)
- 1980 **Mike Kaszycki** from Washington for Pat Ribble (Feb. 16)
- 1980 **Bill Derlago** and **Rick Vaive** from Vancouver for Jerry Butler and Dave "Tiger" Williams (Feb. 18)
- 1980 3rd Round Choice in 1980 Entry Draft (**Fred Boimistruck**) from Colorado for Walt McKechnie (Mar. 3)
- 1980 **Dave Shand** and 3rd Round Draft Choice in 1980 Entry Draft (**Torrie Robertson** - Toronto transferred this choice to Washington from Calgary for 2nd Round Draft Choice in 1980 Entry Draft (Kevin LaVallee) Jun. 10)
- 1980 **Tim Coulis**, **Robert Picard** and 2nd Round Draft Choice in 1980 Entry Draft (**Bob McGill**) from Washington for Mike Palmateer and Toronto's 3rd Round Choice in 1980 Entry Draft (Torrie Robertson) (Jun. 11) 1980 **Kim Davis** and **Paul Marshall** from Pittsburgh for Dave Burrows and Paul Gardner (Nov. 18)
- 1980 **Jim Rutherford** from Detroit for Mark Kirton (Dec. 4)
- 1981 **Rene Robert** from Colorado for 3rd Round Choice in 1981 Entry Draft (Ullrich Hiemer) (Jan. 30)
- 1981 **Michel Larocque** from Montreal for Robert Picard (Mar. 10)
- 1981 5th Round Draft Choice in the 1981 Entry Draft (**Barry Brigley**) from Los Angeles for Jim Rutherford (Mar. 10)
- 1981 **Ron Zanussi** and 3rd Round Draft Choice (**Ernie Godden**) from Minnesota for 2nd Round Draft Choice in 1981 Entry Draft (Dave Donnelly) (Mar. 10)
- 1981 **Don Luce** from Los Angeles for Bob Gladney and Toronto's 6th Round Choice in 1983 Entry Draft (Joel Billargeon) (Aug. 10)
- 1981 5th Round Choice in 1982 Entry Draft (**Sylvain Charland**) from NY Rangers for Pat Hickey (Oct. 16)
- 1981 **John Gibson** and **Billy Harris** from Los Angeles for Ian Turnbull (Nov. 11)
- 1982 **Rich Costello**, 2nd Round Choice in 1982 Entry Draft (**Peter Ihnacak**) and future considerations (**Ken Strong**) from Philadelphia for Darryl Sittler (Jan. 20)
- 1982 6th Round Choice in 1982 Entry Draft (**Craig Kales**) from Pittsburgh for Greg Hotham (Feb. 3)
- 1982 **Walt Poddubny** and **Phil Drouillard** from Edmonton for Laurie Boschman (Mar. 8)
- 1982 **Jim Korn** from Detroit for 4th Round Draft Choice in 1982 Entry Draft (Craig Cox) and 5th Round Choice in 1983 Entry Draft (Joey Kocur) (Mar. 8)
- 1982 **Miroslav Frycer** and 7th Round Draft Choice in 1982 Entry Draft (**Jeff Triano**) from Quebec for Wilf Paiement (Mar. 9)
- 1982 Future Considerations from Hartford for Paul Marshall (Oct. 5)
- 1982 **Greg Terrion** from Los Angeles for 4th Round Draft Choice in 1983 Entry Draft (David Korol - later transferred to Detroit) (Oct. 19)
- 1982 **Dan Daoust** from Montreal for 3rd Round Choice in 1984 Entry Draft (Ken Hodge - later transferred to Minnesota) (Dec. 17)
- 1982 **Gaston Gingras** for 2nd Round Choice in 1986 Entry Draft (Benoit Brunet).
- 1983 **Rick St. Croix** from Philadelphia for Michel Larocque (Jan. 11)
- 1983 **Reid Bailey** from Edmonton for Serge Boisvert (Jan. 15)
- 1983 **Basil McRae** from Quebec for Richard Turmel (Aug. 12)
- 1983 **Pat Graham** and **Nick Ricci** from Pittsburgh for Rocky Saganiuk and Vincent Tremblay (Aug. 15)
- 1983 **Lee Norwood** from Washington for Dave Shand (Oct. 6)
- 1984 **Bill Root** and 2nd Round Choice in 1986 Entry Draft (**Darryl Shannon**) from Montreal for Dom Campedelli (Aug. 21)
- 1985 **Larry Landon** from Montreal for Gaston Gingras (Feb. 14)
- 1985 **Don Edwards** from Calgary for 4th Round Choice in 1987 Entry Draft (Tim Harris) (May 29)
- 1985 **Brad Maxwell** from Quebec for John Anderson (Aug. 21)
- 1985 **Chris Kotsopoulos** from Hartford for Stewart Gavin (Oct. 7)
- 1985 **Tom Fergus** from Boston for Bill Derlago (Oct. 11)
- 1986 **Mike Allison** from NY Rangers for Walt Poddubny (Aug. 18)
- 1986 **Terry Johnson** from Calgary for Jim Korn (Oct. 3)
- 1986 5th Round Draft Choice in 1988 Entry Draft (**Leonard Esau**) from Vancouver for Brad Maxwell (Oct. 3)
- 1986 **Rick Lanz** from Vancouver for Jim Benning and Dan Hodgson (Dec. 2)
- 1987 **Mark Osborne** from NY Rangers for Jeff Jackson and 3rd Round Draft Choice in 1989 Entry Draft (Rob Zamuner) (Mar. 5)
- 1987 **Ed Olczyk** and **Al Secord** from Chicago for Bob McGill, Steve Thomas and Rick Vaive (Sept. 4)
- 1987 **Dave Semenko** from Hartford for Bill Root (Sept. 9)
- 1987 **Dale Degray** from Calgary for future considerations (Oct.)
- 1987 **Sean McKenna** from Los Angeles for Mike Allison (Dec. 14)
- 1988 **Brian Curran** from NY Islanders for 6th Round Choice in 1988 Entry Draft (Pavel Gross) (Mar. 8)

ALL-TIME PLAYER TRANSACTIONS

- 1988 **Darren Veitch** from Detroit for Miroslav Frycer (Jun. 10)
- 1988 **Bill Root** from Philadelphia for Mike Stothers (Jun. 21)
- 1988 **John Kordic** from Montreal for Russ Courtnall (Nov. 7)
- 1989 5th Round Draft Choice in 1989 Entry Draft (**Keith Carney**) from Philadelphia for Al Secord (Feb. 7)
- 1989 **Ken Hammond** from Denver Rangers (IHL) (Feb. 18) in return for earlier loan of Chris McRae to Denver (Jan. 30)
- 1989 **Paul Lawless** from Vancouver for Peter Deboer (Feb. 25)
- 1989 1st Round Choice in the 1989 Entry Draft (**Rob Pearson**) from Philadelphia and 1st Round Choice in the 1989 Entry Draft (obtained by Philadelphia from Calgary in trade for Brad McCrimmon, Aug. 26, 1987) (**Steve Bancroft**) from Philadelphia for Ken Wregget (Mar. 6)
- 1989 **Rob Ramage** from Calgary for 2nd Round Draft Pick in 1989 Entry Draft (Kent Manderville) (Jun. 16)
- 1989 **Lou Franceschetti** from Washington for a 5th Round Draft Pick in the 1990 Entry Draft (Mark Quimet) (Jun. 29)
- 1989 6th Round Choice in the 1991 Entry Draft from Philadelphia for Jiri Latal (Aug. 22)
- 1989 **Mark Laforest** from Philadelphia for the Flyers 6th Round Draft Pick in the 1991 Entry Draft (obtained for Jiri Latal) and a 5th Round Draft Pick in the 1991 Entry Draft (Sept. 8)
- 1989 **Tom Kurvers** from New Jersey for 1st Round Draft Pick in the 1991 Entry Draft (Scott Niedermayer) (Oct. 16)
- 1989 **Gilles Thibaudeau** and **Mike Stevens** from NY Islanders for Jack Capuano, Paul Gagne and Derek Laxdal (Dec. 20)
- 1989 4th Round Choice in 1990 Entry Draft (**Greg Walters**) from Edmonton for Vladimir Ruzicka (Dec. 21)

1990s

- 1990 **Kevin Maguire** and an 8th Round Draft Pick in 1991 (**Dmitri Mironov** from Philadelphia) for a 3rd Round Choice in the 1990 Entry Draft (Al Kinisky) (Jun. 16)
- 1990 **Greg Johnston** from NY Rangers for Mark Laforest and Tie Domi (Jun. 29)
- 1990 **Mike Krushelnyski** from Los Angeles for John McIntyre (Nov. 9)
- 1990 **Robert Cimetta** from Boston for Steve Bancroft (Nov. 9)
- 1990 **Dave Ellett** and **Paul Fenton** from Winnipeg for Ed Olczyk and Mark Osborne (Nov. 10)
- 1990 **Michel Petit**, **Lucien DeBlois** and **Aaron Broten** from Quebec for Scott Pearson and a 2nd round pick in 1991 (transferred to Washington - Eric Lavigne) and 1992 (Toumas Gronman) (Nov. 17)
- 1990 **Mike Foligno** and Buffalo's 8th Round Choice in 1991 Entry Draft (**Tomas Kucharcik**) for Lou Franceschetti and Brian Curran (Dec. 17)
- 1991 **Brian Bradley** from Vancouver for Tom Kurvers (Jan. 12)
- 1991 **Peter Zedel** and **Bob Rouse** from Washington for Al Iafrate (Jan. 16)
- 1991 **Todd Hawkins** from Vancouver for Brian Blad (Jan. 22)
- 1991 5th Round Choice in the 1991 Entry Draft (**Alexei Kudashov**) from Washington for Paul Fenton and John Kordic (Jan. 24)
- 1991 8th Round Choice in the 1991 Entry (**Robb McIntyre**) from Detroit for Brad Marsh (Feb. 5)
- 1991 6th Round Choice in the 1991 Entry Draft (**Alexander Kuzminsky**) from Detroit for Allan Bester (Mar. 5)
- 1991 **Keith Osborne** from St. Louis for Darren Veitch (Mar. 5)
- 1991 **Robert Mendel** from Washington for Bobby Reynolds (Mar. 5)

- 1991 **Mike Bullard** from Philadelphia for future considerations (Jul. 26)
- 1991 **Grant Fuhr**, **Glenn Anderson**, and **Craig Berube** from Edmonton for Vincent Damphousse, Peter Ing, Scott Thornton, Luke Richardson (Sept. 19)
- 1991 **Ken Linseman** from Edmonton for cash (Oct. 7)
- 1991 Cash from Vancouver for Tom Fergus (Dec. 18)
- 1991 **Guy Larose** from NY Rangers for Mike Stevens (Dec. 26)
- 1992 **Doug Gilmour**, **Jamie Macoun**, **Ric Nattress**, **Rick Wamsley** and **Kent Manderville** from Calgary for Gary Leeman, Michel Petit, Jeff Reese, Craig Berube and Alexander Godynnyuk (Jan. 2)
- 1992 **Mark Ferner** from Washington for 12th round draft choice in 1992 (Feb. 27)
- 1992 5th Round Draft Choice in the 1992 Entry Draft (**Chris Deruiter**) from Buffalo for Dave Hannan (Mar. 10)
- 1992 **Ken Baumgartner** and **Dave McLlwain** from NY Islanders for Daniel Marois and Claude Loiselle (Mar. 10)
- 1992 **Mark Osborne** from Winnipeg for Lucien DeBlois (Mar. 10)
- 1992 Cash from Calgary for Todd Gillingham (Jun. 2)
- 1992 **Brad Marsh** from Detroit for future considerations (Jun. 5)
- 1992 **Jarmo Myllys** from San Jose for cash (Jun. 15)
- 1992 NY Islanders' first and second round choices in 1992 Entry Draft (**Brandon Convery** and 2nd round pick later traded to Washington) (Jim Carey) in exchange for Toronto's first round choice in 1992 Entry Draft (Darius Kasparaitis) (Jun. 20).
- 1992 Future considerations from Ottawa for Brad Marsh (Jul. 20)
- 1992 **Ken McRae** from Quebec for Len Esau (Jul. 21)
- 1992 **Sylvain Lefebvre** from Montreal for Toronto's third round draft choice in 1994 (Martin Belanger) (Aug. 20).
- 1992 **Bob McGill** claimed on waivers from Tampa Bay Lightning (Sept. 9).
- 1992 **John Cullen** from Hartford for a second round draft choice in 1993 (traded to San Jose - Vlastamil Kroupa) (Nov. 24)
- 1992 **Bill Berg** claimed on waivers from NY Islanders (Dec. 3).
- 1993 **Dave Andreychuk** and **Daren Poppa** and a first round pick in 1993 (**Kenny Jonsson**) from Buffalo for Grant Fuhr and Toronto's 6th round pick in 1995 (Feb. 2).
- 1993 **Brad Miller** from Ottawa in exchange for Toronto's ninth round selection in the 1993 Entry Draft (Pavol Demitra) (Feb. 26).
- 1993 Joe Sacco selected by Anaheim and Daren Poppa chosen by Florida in the 1993 Expansion Draft (Jun. 24).
- 1993 Future considerations from Florida for Dave Tomlinson (Aug. 3).
- 1993 Future considerations from Winnipeg for Kevin McClelland (Aug. 12)
- 1993 **Daniel Jarde myr** from Winnipeg for future considerations (Aug. 25).
- 1993 **Todd Gillingham** and **Paul Holden** from Calgary in exchange for Jeff Perry and Brad Miller (Sept. 2).
- 1993 **Chris Govedaris** signed as free agent from Hartford (Sept. 7).
- 1993 Future considerations from Florida for Mike Foligno (Nov. 5).
- 1993 **Greg Smyth** from Florida for future considerations (Dec. 7).
- 1994 Guy Larose claimed on waivers by Calgary (Jan. 1).
- 1994 Greg Smyth claimed on waivers by Chicago (Jan. 8).
- 1994 **Mark Greig** and a 6th round draft pick in 1995 (**Doug Bonner**) from Hartford for Ted Crowley (Jan. 25).

ALL-TIME PLAYER TRANSACTIONS

- 1994** **Pat Jablonski** from Tampa Bay for future considerations (Feb. 21).
- 1994** **Ken Belanger** from Hartford for a 9th round pick (Matt Ball) in 1994 (Mar. 18).
- 1994** **Mike Gartner** from NY Rangers for Glenn Anderson, Scott Malone and 4th round pick (Alexander Korobolin) in 1994 (Mar. 21).
- 1994** **Trent Cull** and **Mark Kolesar** signed as free agents (Jun. 3).
- 1994** **Mats Sundin, Garth Butcher, Todd Warriner** and Quebec's 1st round pick in 1994 (traded to Washington - Nolan Baumgartner) for **Wendel Clark, Sylvain Lefebvre, Landon Wilson** and Toronto's 1st round pick in 1994 (Jeffrey Kealty)(Jun. 28).
- 1994** **Mike Ridley** and Washington's 1st round pick in 1994 (**Eric Fichaud**) for **Rob Pearson** and Toronto's 1st round pick in 1994 (Nolan Baumgartner) (Jun. 28).
- 1994** NY Islanders third round pick in 1994 (**Fredrik Modin**) for Toronto's second-round pick in 1995 (D.J. Smith) (Jun. 28).
- 1994** Fourth round pick in 1996 from Los Angeles for **Yanic Perreault** (Jul. 14).
- 1994** **Mike Craig** signed as a free agent (Jul. 29).
- 1994** Peter Zezel and Grant Marshall awarded to Dallas as equalization for Toronto's signing of **Mike Craig** (Aug. 10).
- 1994** **Terry Yake** from Anaheim for **David Sacco** (Sept. 28).
- 1994** **Dixon Ward, Guy Leveque, Shayne Toporowski** and **Kelly Fairchild** from Los Angeles in exchange for **Eric Lacroix, Chris Snell** and a fourth round pick in the 1996 Entry Draft (**Eric Belanger**) (Oct. 3)
- 1995** **Randy Wood** claimed from Buffalo in NHL Waiver Draft (Jan. 18)
- 1995** **Warren Rychel** obtained from Washington, who was obtained from Los Angeles earlier that day, for Toronto's fourth round selection in 1995 (**Sebastien Charpentier**) (Feb. 10)
- 1995** **Gord Kruppke** (with Adirondack of the AHL) from Detroit for **Chris Govedaris** (with Milwaukee of the IHL) (Feb. 17)
- 1995** **Rich Sutter** from Tampa Bay for future considerations (Mar. 13)
- 1995** **Benoit Hogue** and NY Islanders' third round pick in 1995 (**Ryan Pepperall**) and fifth round pick in 1996 (**Brandon Sugden**) for junior **Eric Fichaud** (Apr. 6)
- 1995** **Paul DiPietro** from Montreal for a fourth round draft selection in 1996 (**Kim Staal**) (Apr. 6).
- 1995** A sixth round pick in 1996 from Calgary for **Nikolai Borschevsky** (**Chris Bogas**) (Apr. 6)
- 1995** **Grant Jennings** from Pittsburgh for **Drake Berehowsky** (Apr. 7)
- 1995** **Tie Domi** from Winnipeg for **Mike Eastwood** and Toronto's third round selection in 1995 (**Brad Isbister**) (Apr. 7).
- 1995** **Sergio Momesso** from Vancouver for **Mike Ridley** (Jul. 8).
- 1995** **Larry Murphy** from Pittsburgh for **Dmitri Mironov** and Toronto's second round pick in 1996 (transferred to New Jersey - **Joshua Dewolf**) (Jul. 8).
- 1995** **Rob Zettler** from Philadelphia for a fifth round draft pick in 1996 (**Per-Ragna Bergquist**) (Jul. 8).
- 1995** **Mike Hudson** signed as a free agent from Pittsburgh (Aug. 28).
- 1995** **Dmitry Yushkevich** and Philadelphia's second round pick in 1996 (**Francis Larivee**) for Toronto's first round pick in 1996 (**Dainius Zubrus**), second pick in 1997 (**Jean-Marc Pelletier**), and LA's fourth round pick in 1996 (transferred back to Los Angeles - **Mikael Simons**) acquired in 1994 **Yanic Perreault** trade (Aug. 30).
- 1995** **Brent Gretzky** signed as a free agent (Sept. 8).
- 1995** **Pat Jablonski** claimed by St. Louis in NHL Waiver Draft. Future considerations from Colorado for **Warren Rychel** (Oct. 2).
- 1995** **Peter White** and 1996 4th round pick from Edmonton for **Kent Manderville** (Dec. 4).
- 1996** **Mike Hudson** claimed on waivers by St. Louis (Jan. 4).
- 1996** **Damian Rhodes** and **Ken Belanger** traded to the NY Islanders in exchange for **Kirk Muller**. New York then dealt **Rhodes** and **Wade Redden** to Ottawa in exchange for **Bryan Berard** and **Martin Straka**. Toronto received **Don Beaupre** from the Senators. (Jan. 23).
- 1996** **Dave Gagner** and Dallas' sixth round pick in 1996 (**Dmitri Yakushin**) for **Randy Wood** and **Benoit Hogue**. (Jan. 28).
- 1996** **Nick Kypreos** and **Wayne Presley** from NY Rangers for **Bill Berg** and **Sergio Momesso**. (Feb. 29).
- 1996** **Wendel Clark, Mathieu Schneider** and unsigned junior **Denis (D.J.) Smith** from the NY Islanders for **Kenny Jonsson, Darby Hendrickson, junior Sean Haggarty** and the Leafs' 1st round selection in 1997 (**Roberto Luongo**) (Mar. 13).
- 1996** A 2nd round selection in the 1996 Entry Draft (**Marek Posmyk**) and New Jersey's 4th round selection in 1998 (transferred to Edmonton - **Kristian Antila**) for **Dave Andreychuk** (Mar. 13).
- 1996** A fourth round pick in 1996 (transferred to Montreal - **Kim Staal**) from Anaheim for **Ken Baumgartner** (Winnipeg's draft selection from **Selanne** trade on Feb. 7) (Mar. 20).
- 1996** **Jamie Baker** and San Jose's fifth round draft pick (**Peter Cava**) for **Todd Gill** (Jun. 14).
- 1996** A 4th round pick in 1996 (**Vladmir Antipov**) from Phoenix for **Mike Gartner** (Jun. 22).
- 1996** A 3rd round pick in 1996 (**Mike Lankshear**), from Calgary for **Dave Gagner** (Jun. 22).
- 1996** **Scott Pearson** signed as a free agent (Jul. 24).
- 1996** **Daniel Marois** signed as a free agent. (Aug. 20).
- 1996** **Greg Smyth** signed as a free agent. (Aug. 22).
- 1996** **Darby Hendrickson** acquired from NY Islanders in exchange for a conditional 1998 mid round draft pick (**Jiri Dopita**) (Oct. 11)
- 1996** **Ralph Intranuovo** claimed by Edmonton off waivers (Oct. 25)
- 1996** **Tom Pederson** signed as a free agent (Dec. 13).
- 1997** **Craig Wolanin** obtained from Tampa Bay in exchange for Toronto's 1998 third round draft pick (transferred to Edmonton - **Alex Henry**) (Jan. 31)
- 1997** **Jason Smith, Steve Sullivan** and **Alyn McCauley** from New Jersey in exchange for **Doug Gilmour, Dave Ellett** and a 1999 3rd round pick (**Andre Lakos**) previously obtained from Devils (Feb. 25)
- 1997** Future considerations from Detroit for **Larry Murphy** (Mar. 18)
- 1997** **Kelly Chase** from Hartford in exchange for Toronto's 8th round selection in 1998 Entry Draft (**Jaros Svoboda**) (Mar. 18)
- 1997** **Jason Podollan** from Florida in exchange for **Kirk Muller** (Mar. 18).
- 1997** **Per Gustafsson** obtained from Florida in exchange for **Mike Lankshear** (Jun. 12).
- 1997** **Derek King** and **Mike Kennedy** signed as free agents (Jul. 3).
- 1997** **Kris King** signed as a free agent (Jul. 7).
- 1997** **Glenn Healy** signed as a free agent (Jul. 8).
- 1997** **Kevyn Adams** signed as a free agent (Aug. 1)
- 1997** **Igor Korolev** signed as a free agent (Sept. 28)
- 1997** Future considerations from St. Louis for **Kelly Chase** (Sept. 30)

ALL-TIME PLAYER TRANSACTIONS

1998 **Jeff Brown** acquired from Carolina in exchange for a conditional 1999 4th round draft pick (transferred to Nashville - Yevgeny Pavlov) (Jan. 2)

1998 **Lonny Bohonos** from Vancouver in exchange for Brandon Convery (Mar. 7)

1998 An 8th round draft pick in 1998 (**Dwight Wolfe**) from Ottawa for Per Gustafsson (Mar. 17)

1998 **Sylvain Cote** from Washington for Jeff Brown (Mar. 24)

1998 A 4th round pick in 1998 Entry Draft from Detroit (**Alexei Ponikarovsky**) for Jamie Macoun (Mar. 24)

1998 An 8th round pick in 1998 Entry Draft from Dallas (**Mihail Travnicek**) for Mike Kennedy (Mar. 24)

1998 Rob Zettler selected by Nashville in the 1998 Expansion Draft (Jun. 26)

1998 **Ladislav Kohn** from Calgary for David Cooper (Jul. 2)

1998 **Steve Thomas** signed as a free agent (Jul. 12)

1998 **Dallas Eakins** signed as a free agent (Jul. 14)

1998 **Curtis Joseph** signed as a free agent (Jul. 15)

1998 **Niklas Andersson** signed as a free agent (Sept. 4)

1998 **Kevin Dahl** claimed from St. Louis in NHL Waiver Draft (Oct. 5)

1998 **Garry Valk** and **Glen Featherstone** signed as free agents (Oct. 6)

1998 **Alexander Karpovtsev** and the NY Rangers' fourth round pick in 1999 (**Mirko Murovic**) for Mathieu Schneider (Oct. 14)

1999 **Bryan Berard** and the NY Islanders' sixth round selection (**Jan Sochor**) for Felix Potvin and Toronto's sixth round selection, later traded to Tampa Bay - (Fedor Fedorov) (Jan. 9)

1999 **Chris McAllister** from Vancouver for Darby Hendrickson (Feb. 16)

1999 **David Nemirovsky** from Florida for Jeff Ware (Feb. 17)

1999 **Yanic Perreault** from Los Angeles for Jason Podollan and Toronto's third round pick (Cory Campbell) in the 1999 Entry Draft (Mar. 23)

1999 Edmonton's fourth round pick (**Jonathan Zion**) in the 1999 Entry Draft and second round pick in the 2000 Entry Draft (**Kris Vernarsky**) for Jason Smith (Mar. 23)

1999 Yannick Tremblay selected by Atlanta in the 1999 Expansion Draft (Jun. 25)

1999 **Jonas Hoglund** signed as a free agent (Jul. 7)

1999 **Greg Andrusak, Brian Wiseman** and **Terran Sandwith** signed as free agents (Jul. 9)

1999 **Jason Bonsignore** signed as a free agent (Jul. 15)

1999 Atlanta's sixth round pick in the 2001 Entry Draft for the rights to Martin Prochazka (Jul. 15)

1999 Future considerations from Tampa Bay for Jeff Reese (Aug. 6)

1999 **Craig Charron** obtained from NY Islanders in exchange for Niklas Andersson (Aug. 17)

1999 **Jimmy Waite** signed as a free agent (Aug. 19)

1999 **Cory Cross** and a 7th round selection in the 2001 Entry Draft from Tampa Bay for Fredrik Modin (Oct. 1)

1999 A 2nd round selection in the 2001 Entry Draft and a conditional draft choice also in 2001 from the Chicago in exchange for Sylvain Cote (Oct. 8)

1999 **Tyler Harlton** and future considerations from St. Louis in exchange for Derek King (Oct. 20)

1999 Boston's right to match **Dmitri Khristich's** arbitration award in exchange for Toronto's 2nd round choice in the 2000 Entry Draft (Ivan Huml) (Oct. 21)

1999 Steve Sullivan claimed by Chicago off waivers (Oct. 23)

1999 A 3rd round pick in the 2000 Entry Draft (**Mikael Tellqvist**) from Tampa Bay in exchange for Todd Warriner (Nov. 29)

2000s

2000 **Darcy Tucker** and a 4th round pick in the 2000 Entry Draft (**Miguel Delisle**) from Tampa Bay in exchange for Mike Johnson, Marek Posmyk and Toronto's 5th and 6th round picks in the 2000 Entry Draft (Pavel Sedov, Aaron Gionet) (Feb. 9)

2000 **Don MacLean** from Los Angeles in exchange for Craig Charron (Feb. 23)

2000 Kevyn Adams selected by the Columbus and Tommi Rajamaki chosen by the Minnesota in the 2000 Expansion Draft (Jun. 23)

2000 Anaheim's 6th and 7th round picks (**Vadim Sozinov, Markus Seikola**) in exchange for the rights to Jonathan Hedstrom (Jun. 25)

2000 **Gary Roberts** and **Shayne Corson** signed as free agents (Jul. 4)

2000 **Dave Manson** signed as a free agent (Aug. 16)

2000 **Regan Kelly** from Philadelphia in exchange for Chris McAllister (Sept. 26)

2000 **Bryan McCabe** from Chicago in exchange for Alexander Karpovtsev and Toronto's 4th round pick in the 2001 Entry Draft (Vladimir Gusev) (Oct. 2)

2000 Future considerations from Dallas in exchange for Gerald Diduck (Oct. 29)

2000 A 3rd round pick in the 2001 Entry Draft (**Brendan Bell**) from Washington (originally Tampa Bay's pick) in exchange for Dmitri Khristich (Dec. 11)

2001 **Wade Belak** claimed off waivers from Calgary (Feb. 16)

2001 **Maxim Galanov** from Tampa Bay in exchange for Konstantin Kalmikov (Feb. 20)

2001 **Aki Berg** from Los Angeles in exchange for Adam Mair and Toronto's 2nd round pick in the 2001 Entry Draft (Mike Cammalleri) (Mar. 13)

2001 **Robert Reichel, Travis Green** and **Craig Mills** from Phoenix in exchange for Danny Markov (Jun. 12)

2001 **Mikael Renberg** from Phoenix in exchange for Sergei Berezin (Jun. 22)

2001 A 3rd round pick in the 2001 Entry Draft (**Nicolas Corbeil**) from Chicago (originally Philadelphia's pick) in exchange for Igor Korolev (Jun. 23)

2001 **Alexander Mogilny** signed as a free agent (Jul. 3)

2001 **Anders Eriksson** signed as a free agent (Jul. 4)

2001 **Marty Wilford** from Chicago in exchange for the rights to free agent Shawn Thornton, assigned Wilford to St. John's (AHL) (Sept. 30)

2001 **Corey Schwab** signed as a free agent. (Oct. 1)

2001 **Jyrki Lumme** from Dallas in exchange for Dave Manson (Nov. 21)

2002 **Marc Moro** from Nashville in exchange for D.J. Smith and Marty Wilford (Mar. 1)

2002 **Tom Barrasso** from Carolina in exchange for a fourth round draft choice (Kevin Nastiuk) in the 2003 NHL Entry Draft (Mar. 15)

2002 **Ric Jackman** from Boston in exchange for rights to Kris Vernarsky (May 13)

2002 **Josh Holden** from Vancouver in exchange for Jeff Farkas (Jun. 23)

2002 **Ryan Bonni** from Vancouver in exchange for future considerations (Jun. 25)

2002 **Ed Belfour** signed as a free agent (Jul. 2)

2002 **Tom Fitzgerald** signed as a free agent (Jul. 17)

2002 **Robert Svehla** from Florida in exchange for Dmitry Yushkevich (Jul. 19)

2002 **Aaron Gavey** signed as a free agent (Jul. 24)

2002 **Nathan Barrett** signed as a free agent (Jul. 31)

2002 **Trevor Kidd** signed as a free agent (Aug. 26)

2002 **Brad Leeb** from Vancouver in exchange for the rights to Tomas Mojzis (Sept. 4)

ALL-TIME PLAYER TRANSACTIONS

- 2002 **Harold Druken** off waivers from Carolina (Nov. 11)
- 2002 **Nathan Perrott** from Nashville in exchange for Bob Wren (Nov. 30)
- 2003 Harold Druken claimed off waivers by Carolina (Jan. 16)
- 2003 **Owen Nolan** from the San Jose in exchange for Alyn McCauley, Brad Boyes and a first round draft choice in the 2003 NHL Entry Draft (later traded to Boston - Mark Stuart) (Mar. 5)
- 2003 **Glen Wesley** from Carolina in exchange for a second round draft choice in the 2004 NHL Entry Draft (transferred to Columbus - Kyle Wharton) (Mar. 9)
- 2003 **Doug Gilmour** from Montreal in exchange for a sixth round draft choice in the 2003 NHL Entry Draft (Mark Flood) (Mar. 11)
- 2003 **Phil Housley** from Chicago in exchange for future considerations (Mar. 11)
- 2003 **Harold Druken** and **Jeff Daw** from Carolina in exchange for Allan Rourke and future considerations (May 29)
- 2003 **Bryan Marchment** signed as a free agent (Jul. 11)
- 2003 **Joe Nieuwendyk** signed as a free agent (Sept. 10)
- 2003 **Ken Klee** signed as a free agent (Sept. 27)
- 2003 Travis Green claimed on waivers by Columbus; **Petr Tenkrat** off waivers by Toronto from Columbus (Oct. 3)
- 2003 **Clarke Wilm** signed as a free agent (Oct. 28)
- 2004 **Craig Johnson** claimed off waivers from Anaheim (Jan. 10)
- 2004 **Drake Berehowsky** from Pittsburgh in exchange for Ric Jackman (Feb. 11)
- 2004 **Brian Leetch** from NY Rangers in exchange for Maxim Kondratiev, Jarkko Immonen, a first round selection in the 2004 NHL Entry Draft (transferred to Calgary - Kris Chucko) and a second round selection in the 2005 NHL Entry Draft (Michael Sauer) (Mar. 3)
- 2004 Craig Johnson claimed off waivers by Washington (Mar. 5)
- 2004 **Chad Kilger** claimed off waivers from Montreal (Mar. 9)
- 2004 **Ron Francis** from Carolina in exchange for a fourth round selection in 2005 NHL Entry Draft (transferred to Columbus - Jared Boll) (Mar. 9)
- 2004 **Calle Johansson** signed as a free agent (Mar. 9)
- 2004 **Andy Wozniwski** signed as a free agent (May 27)
- 2004 **Chris St. Jacques** signed as a free agent (Jun. 2)
- 2005 **Jeff O'Neill** from Carolina in exchange for a conditional fourth round selection in the 2006 NHL Entry Draft (transferred to St. Louis - Reto Berra) (Jul. 30)
- 2005 **Jason Allison** signed as a free agent (Aug. 5)
- 2005 **Alexander Khavanov** signed as a free agent (Aug. 10)
- 2005 **Eric Lindros** signed as a free agent (Aug. 11)
- 2005 **Mike Hoffman** signed as a free agent (Aug. 12)
- 2005 **Jean-Sebastien Aubin** signed as a free agent (Aug. 18)
- 2005 **John Pohl** from St. Louis for future considerations (Aug. 24)
- 2005 **Mariusz Czerkawski** signed as a free agent (Sept. 9)
- 2005 **Brad Brown** signed as a free agent (Sept. 10)
- 2005 A conditional 6th round pick (**Leo Komarov**) in 2006 Entry Draft in exchange for Nathan Perrott (Nov. 6)
- 2006 **Luke Richardson** from Columbus in exchange for a conditional 5th round pick (Nick Sucharski) in 2006 Entry Draft (Mar. 8)
- 2006 **Alexander Suglobov** from New Jersey in exchange for Ken Klee (Mar. 8)
- 2006 **Andrew Raycroft** from Boston in exchange for Tuukka Rask (Jun. 24)
- 2006 **Hal Gill** signed as a free agent (Jul. 1)
- 2006 **Pavel Kubina** signed as a free agent (Jul. 1)
- 2006 **Erik Westrum** signed as a free agent (Jul. 13)
- 2006 **Michael Peca** signed as a free agent (Jul. 18)
- 2006 **Brent Aubin** signed as a free agent (Sept. 15)
- 2006 **Boyd Devereaux** signed as a free agent (Oct. 7)
- 2006 **Tyson Nash** and a 4th round pick (**Matt Frattin**) in 2007 Entry Draft from Phoenix in exchange for Mikael Tellqvist (Nov. 28)
- 2007 **Travis Green** claimed off waivers from Anaheim (Jan. 10)
- 2007 **Yanic Perreault** and a fifth round pick (**Joel Champagne**) in the 2008 Entry Draft from Phoenix in exchange for Brendan Bell and a second round pick (later traded to Nashville-Roman Josi) in the 2008 Entry Draft (Feb. 27)
- 2007 **Reid Cashman** signed as a free agent (Mar. 20)
- 2007 **Vesa Toskala** and **Mark Bell** from San Jose in exchange for a first round pick (later traded to St. Louis-Lars Eller) and a second round pick (later traded to St. Louis-Aaron Palushaj) in the 2007 Entry Draft, and a fourth round pick (later traded to Nashville-Craig Smith) in the 2009 Entry Draft (Jun. 22)
- 2007 **Simon Gamache** signed as a free agent (Jun. 25)
- 2007 **Jason Blake** signed as a free agent (Jul. 1)
- 2007 **Scott Clemmensen** signed as a free agent (Jul. 6)
- 2007 **David Ling** signed as a free agent (Jul. 9)
- 2007 **Derrick Walser** signed as a free agent (Jul. 18)
- 2007 **Tony Salmelainen** signed as a free agent (Aug. 31)
- 2008 **Dominic Moore** claimed off waivers from Minnesota (Jan. 11)
- 2008 **Kyle Rogers** signed as a free agent (Mar. 29)
- 2008 **Stefano Giliati** signed as a free agent (Apr. 3)
- 2008 **Tim Stapleton** signed as a free agent (Jun. 6)
- 2008 A fifth round pick (**Jerome Flaake**) in the 2008 Entry Draft from Florida in exchange for Wade Belak (Feb. 26)
- 2008 A second round pick (**Jimmy Hayes**) in the 2008 Entry Draft and a fifth round pick (later traded to New York Rangers, then back to Pittsburgh-Andy Bathgate) in the 2009 Entry Draft from Pittsburgh in exchange for Hal Gill (Feb. 26)
- 2008 A third round pick (later traded to St. Louis-James Livingston) in the 2008 Entry Draft from Florida in exchange for Chad Kilger (Feb. 26)
- 2008 **Jamal Mayers** from St. Louis in exchange for a third round pick (James Livingston) in the 2008 Entry Draft (Jun. 19)
- 2008 **Jeff Finger** signed as a free agent (Jul. 1)
- 2008 **Niklas Hagman** signed as a free agent (Jul. 1)
- 2008 **Curtis Joseph** signed as a free agent (Jul. 1)
- 2008 **Mikhail Grabovski** from Montreal in exchange for a second round pick (later traded to Montreal, then Chicago, then back to Toronto, then Boston-Jared Knight) in the 2010 Entry Draft and the rights to Greg Pateryn (Jul. 3)
- 2008 **Ryan Hollweg** from the New York Rangers in exchange for Pittsburgh's fifth round pick (later traded back to Pittsburgh-Andy Bathgate) in the 2009 Entry Draft (Jul. 14)
- 2008 **Mike Van Ryn** from Florida in exchange for Bryan McCabe and a fourth round pick (Sam Brittain) in the 2010 Entry Draft (Sep. 2)
- 2008 **Lee Stempniak** from St. Louis in exchange for Carlo Colaiacovo and Alex Steen (Nov. 24)
- 2009 **Brad May** from Anaheim in exchange for a conditional pick in the 2010 Entry Draft (Jan. 7)
- 2009 **Ryan Hamilton** from Minnesota in exchange for Robbie Earl (Jan. 21)
- 2009 **Martin Gerber** claimed off waivers from Ottawa (Mar. 4)
- 2009 **Erik Reitz** claimed off waivers from the New York Rangers (Mar. 4)
- 2009 A second round pick (**Kenny Ryan**) and a conditional pick in the 2009 Entry Draft from the New York Rangers in exchange for Nik Antropov (Mar. 4)
- 2009 Carolina's second round pick (**Jesse Blacker**) in the 2009 Entry Draft from Buffalo in exchange for Dominic Moore (Mar. 4)
- 2009 **Olaf Kolzig**, **Jamie Heward**, **Andy Rogers** and a fourth round pick (forfeited) in the 2009 Entry Draft from Tampa Bay in exchange for Richard Petiot (Mar. 4)

ALL-TIME PLAYER TRANSACTIONS

- 2009 **Jeff Hamilton** signed as a free agent (Mar. 5)
- 2009 **Jay Harrison** signed as a free agent (Mar. 27)
- 2009 **Christian Hanson** signed as a free agent (Mar. 31)
- 2009 **Tyler Bozak** signed as a free agent (Apr. 3)
- 2009 **Robert Slaney** signed as a free agent (Apr. 14)
- 2009 **Mike Komisarek** signed as a free agent (Jul.1)
- 2009 **Colton Orr** signed as a free agent (Jul. 1)
- 2009 **Garnet Exelby** and **Colin Stuart** from Atlanta in exchange for Pavel Kubina and Tim Stapleton (Jul. 1)
- 2009 **Francois Beauchemin** signed as a free agent (Jul. 6)
- 2009 **Tim Brent** signed as a free agent (Jul. 6)
- 2009 **Jay Rosehill** signed as a free agent (Jul. 6)
- 2009 **Richard Greenop** signed as a free agent (Jul. 6)
- 2009 **Jonas Gustavsson** signed as a free agent (Jul. 7)
- 2009 **Rickard Wallin** signed as a free agent (Jul. 10)
- 2009 **Wayne Primeau** and a second round pick the in 2011 Entry Draft from Calgary in exchange for Anton Stralman, Colin Stuart and a seventh round pick in 2012 (Jul. 27)
- 2009 A conditional draft pick in 2011 from Anaheim in exchange for Justin Pogge (Aug. 10)
- 2009 **Joey MacDonald** signed as a free agent (Aug. 10)
- 2009 **Phil Kessel** from Boston for Toronto's first round pick (Tyler Seguin) and second round pick (Jared Knight) in the 2010 Entry Draft, and first round pick in the 2011 Entry Draft (Sept. 18)
- 2009 **Philippe Paradis** from Carolina in exchange for Jiri Tlustý (Dec. 3)

2010s

- 2010 **Dion Phaneuf, Fredrik Sjostrom** and **Keith Aulie** from Calgary in exchange for Niklas Hagman, Jamal Mayers, Matt Stajan and Ian White (Jan. 31)
- 2010 **Jean-Sebastien Giguere** from Anaheim in exchange for Jason Blake and Vesa Toskala (Jan. 31)
- 2010 **Jamie Lundmark** claimed off waivers from Calgary (Feb. 13)
- 2010 **Luca Caputi** and **Martin Skoula** from Pittsburgh in exchange for Alexei Ponikarovsky (Mar. 2)
- 2010 A fifth round pick (**Sam Carrick**) in the 2010 Entry Draft from New Jersey in exchange for Martin Skoula (Mar. 3)
- 2010 **Matt Jones**, a fourth round pick (later traded to Washington-Philipp Grubauer) and a seventh round pick (later traded to Edmonton-Kellen Jones) in the 2010 Entry Draft from Phoenix in exchange for Lee Stempniak (Mar. 3)
- 2010 A seventh round pick in the 2011 Entry Draft from Anaheim in exchange for Joey MacDonald (Mar. 3)
- 2010 **Chris Peluso** from Pittsburgh in exchange for a sixth round pick (Joe Rogalski) in the 2010 Entry Draft (Mar. 3)
- 2010 **Simon Gysbers** signed as a free agent (Mar. 10)
- 2010 **Brayden Irwin** signed as a free agent (Mar. 29)
- 2010 **Jussi Rynnäs** signed as a free agent (Apr. 23)
- 2010 **Ben Scrivens** signed as a free agent (Apr. 28)
- 2010 **Mike Brown** from Anaheim in exchange for Toronto's fifth round pick (Chris Wagner) in the 2010 Entry Draft (Jun. 26)
- 2010 **Kris Versteeg** and **Bill Sweatt** from Chicago in exchange for Viktor Stalberg, Chris DiDomenico and Philippe Paradis (Jun. 30)
- 2010 **Colby Armstrong** signed as a free agent (Jul. 1)
- 2010 **Joey Crabb** signed as a free agent (Jul. 1)
- 2010 **Danny Richmond** signed as a free agent (Jul. 1)
- 2010 **Mike Zigomanis** signed as a free agent (Jul. 3)
- 2010 **Brett Lebda** signed as a free agent (Jul. 6)
- 2010 **Marcel Mueller** signed as a free agent (Jul. 14)
- 2010 **Matt Lashoff** from Tampa Bay in exchange for Alex Berry and Stefano Giliati (Aug. 27)
- 2010 **Clarke MacArthur** signed as a free agent (Aug. 28)
- 2010 **Andrew Crescenzi** signed as free agent (Sept. 24)
- 2011 **Joffrey Lupul, Jake Gardiner** and a conditional fourth round pick in 2013 from Anaheim in exchange for Francois Beauchemin (Feb. 9)

- 2011 First and third round picks in the 2011 Entry Draft from Philadelphia in exchange for Kris Versteeg (Feb. 14)
- 2011 **Aaron Voros** from Anaheim in exchange for a conditional seventh round pick in the 2011 Entry Draft (Feb. 15)
- 2011 **Joe Colborne**, a first round pick in the 2011 Entry Draft and a conditional second round pick in the 2012 Entry Draft from Boston in exchange for Tomas Kaberle (Feb. 18)
- 2011 A seventh round pick in the 2012 Entry Draft from NY Rangers in exchange for John Mitchell (Feb. 28)
- 2011 **Tyler Brenner** signed as a free agent (Mar. 21)
- 2011 **Mark Owuya** signed as a free agent (Apr. 28)
- 2011 **John Michael Liles** from Colorado in exchange for Boston's second round pick in the 2012 Entry Draft (Jun. 24)
- 2011 **Tim Connolly** signed as a free agent (Jul. 2)
- 2011 **Cody Franson** and **Matthew Lombardi** from Nashville in exchange for Brett Lebda and Robert Slaney. The trade also includes a conditional fourth-round pick in 2013 Entry Draft (Jul. 3)
- 2011 **Philippe Dupuis** signed as a free agent (Jul. 7)
- 2011 **David Steckel** from New Jersey in exchange for a fourth round pick in the 2012 Entry Draft (Oct. 4)
- 2012 Darryl Boyce claimed off waivers by Columbus (Feb. 25)
- 2012 **Carter Ashton** from Tampa Bay in exchange for Keith Aulie (Feb. 27)
- 2012 **Mark Fraser** from Anaheim in exchange for Dale Mitchell (Feb. 27)
- 2012 **Spencer Abbott** signed as a free agent (Mar. 28)
- 2012 **James van Riemsdyk** from Philadelphia in exchange for Luke Schenn (Jun. 23)
- 2012 **Jay McClement** signed as a free agent (Jul. 1)
- 2012 **Mike Kostka** signed as a free agent (Jul. 1)
- 2012 **Keith Aucoin** signed as a free agent (Jul. 24)
- 2013 **Mike Mottau** signed as a free agent (Jan. 15)
- 2013 A conditional fourth round pick in the 2014 Entry Draft from Phoenix in exchange for Matthew Lombardi (Jan. 16)
- 2013 Keith Aucoin claimed off waivers by New York Islanders (Jan. 17)
- 2013 **Frazer McLaren** claimed off waivers from San Jose (Jan. 31)
- 2013 A fourth round pick in the 2014 Entry Draft from Edmonton in exchange for Mike Brown (Mar. 4)
- 2013 **Ryan Lasch** and a seventh round pick in the 2014 Entry Draft from Anaheim in exchange for David Steckel (Mar. 14)
- 2013 **Kevin Marshall** acquired from Washington in exchange for Nicolas Deschamps (Mar. 14)
- 2013 **Drew MacIntyre** signed as a free agent (Apr. 2)
- 2013 **Ryan O'Byrne** acquired from Colorado in exchange for a fourth round pick in the 2014 Entry Draft (Apr. 3)
- 2013 **Jonathan Bernier** acquired from Los Angeles in exchange for Matt Frattin, Ben Scrivens and a second round pick in either the 2014 or 2015 Entry Draft (Jun. 23)
- 2013 **Dave Bolland** acquired from Chicago in exchange for Toronto's second round pick in the 2013 Entry Draft (Carl Dahlstrom), Anaheim's fourth round pick in 2013 (previously acquired and Chicago later traded to San Jose, Fredrik Bergvik) and a fourth round pick in 2014 Entry Draft (Jun. 30)
- 2013 **T.J. Brennan** signed as a free agent (Jul. 5)
- 2013 **David Clarkson** signed as a free agent (Jul. 5)
- 2013 **Trevor Smith** signed as a free agent (Jul. 5)
- 2013 **Troy Bodie** signed as a free agent (Jul. 10)
- 2013 **Chris Gibson** signed as a free agent (Jul. 19)
- 2013 **Paul Ranger** signed as a free agent (Jul. 24)
- 2013 **Mason Raymond** signed as a free agent (Sep. 23)
- 2013 A fourth round pick in the 2014 Entry Draft in exchange for Joe Colborne (Sep. 28)
- 2013 **Jerred Smithson** signed as a free agent (Nov. 6)
- 2013 **Peter Holland** and **Brad Staubitz** acquired from Anaheim in exchange for Jesse Blacker, a 2nd round pick and Anaheim's 7th round pick (previously acquired) in the 2014 Entry Draft (Nov. 16)
- 2014 **Tim Gleason** acquired from Carolina in exchange for John-Michael Liles and Dennis Robertson (Jan. 1)
- 2014 **Cameron Abney** and **Teemu Hartikainen** acquired from Edmonton in exchange for Mark Fraser (Jan. 31)

ALL-TIME PLAYER TRANSACTIONS

- 2014** **Roman Polak** acquired from St. Louis in exchange for Carl Gunnarsson and Calgary's fourth round pick in 2014 (previously acquired, Ville Husso) (Jun. 28)
- 2014** **Stephan Robidas** signed as a free agent (Jul. 1)
- 2014** **Leo Komarov** signed as a free agent (Jul. 1)
- 2014** **Matt Frattin** acquired from Columbus in exchange for Jerry D'Amigo (Jul. 1)
- 2014** **Petri Kontiolla** signed as free agent (Jul. 3)
- 2014** **Michael Santorelli** signed as a free agent (Jul. 3)
- 2014** **David Booth** signed as a free agent (Jul. 22)
- 2014** **David Winnik** signed as a free agent (Jul. 28)
- 2015** **Richard Panik** claimed on waivers from Tampa Bay (Oct. 10)
- 2015** Acquired a conditional 7th round draft pick in 2016 from Tampa Bay for Carter Ashton and David Broll (Feb. 6)
- 2015** **Olli Jokinen** and **Brendan Leipsic** acquired from Nashville along with Nashville's first round draft pick in 2015 for Cody Franson and Mike Santorelli (Feb. 15)
- 2015** **Zach Sill** acquired from Pittsburgh along with Pittsburgh's second round draft pick in 2016 and Pittsburgh's fourth round draft pick in 2015 for Daniel Winnik (Feb. 25)
- 2015** **Nathan Horton** acquired from Columbus for David Clarkson (Feb. 26)
- 2015** **T.J. Brennan** acquired from Chicago for Spencer Abbott (Feb. 26)
- 2015** **Tim Erixon** claimed on waivers from Chicago (Mar.1)
- 2015** **Joakim Lindstrom** acquired with a conditional sixth round draft pick in 2016 from St. Louis for Olli Jokinen (Mar. 2)
- 2015** **Eric Brewer** acquired along with a fifth round draft pick in 2016 from Anaheim for Korbinian Holzer (Mar. 3)
- 2015** **Nikita Soshnikov** signed as a free agent (Mar. 20)
- 2015** **Casey Bailey** to signed as a free agent (Mar. 21)
- 2015** **Zach Hyman** and a conditional seventh round pick acquired from Florida in exchange for Greg McKeeg (Jun. 19)
- 2015** **Martin Marincin** acquired from Edmonton for Brad Ross and a fourth-round draft pick in the 2016 NHL Entry Draft (Jun. 27)
- 2015** **Mark Arcobello** signed as a free agent (Jul. 1)
- 2015** **Matt Hunwick** signed as a free agent (Jul. 1)
- 2015** **P.A. Parenteau** signed as a free agent (Jul. 1)
- 2015** **Scott Harrington, Kasper Kapanen, Nick Spaling**, a first round draft pick in 2016 and a third round draft pick in 2016 acquired from Pittsburgh in exchange for Tyler Biggs, Tim Erixon, Phil Kessel and a second round draft pick in 2016 (previously acquired by Toronto from Pittsburgh) (Jul. 1)
- 2015** **Shawn Matthias** signed as a free agent (Jul. 6)
- 2015** **Taylor Beck** acquired from Nashville for Jamie Devane (Jul. 12)
- 2015** **Michael Grabner** acquired for Taylor Beck, Matt Finn, Christopher Gibson, Tom Nilsson and Carter Verhaeghe (Sep.17)
- 2015** **Frank Corrado** claimed on waivers from Vancouver (Oct. 6)
- 2015** **Rich Clune** signed as a free agent (Oct. 29)
- 2016** **Jeremy Morin** acquired from Chicago for Richard Panik (Jan. 3)
- 2016** **Jared Cowen, Milan Michalek, Colin Greening, Tobias Lindberg**, and a 2nd second-round pick in the 2017 NHL Entry Draft acquired from Ottawa for Casey Bailey, Cody Donaghey, Matt Frattin, Dion Phaneuf and Ryan Rupert. (Feb. 9)
- 2016** **Colin Smith** and a 4th round pick in the 2016 Entry Draft from Colorado in exchange for Shawn Matthias (Feb. 21)
- 2016** Acquired 2nd round selections in the 2017 and 2018 NHL Entry Drafts as well as Raffi Torres from San Jose for Roman Polak and Nick Spaling. (Feb. 22)
- 2016** **Alex Stalock, Ben Smith** and a conditional 4th round pick in the 2018 NHL Entry Draft from San Jose for James Reimer and Jeremy Morin. (Feb. 27)
- 2016** **Connor Carrick, Brooks Laich** and a 2nd round pick in the 2016 NHL Entry Draft, from Washington for Daniel Winnik and Anaheim's 5th round selection in the 2016 Entry Draft. (Feb. 28)
- 2016** **Kasimir Kaskisuo** signed as a free agent (Mar. 28)
- 2016** **Nikita Zaitsev** signed as a free agent (May 2)
- 2016** **Frederik Anderson** acquired from Anaheim for Pittsburgh's first round draft pick in 2016 and a second round draft pick in 2017 (Jun. 20)
- 2016** **Matt Martin** signed as a free agent (Jul. 1)
- 2016** **Roman Polak** signed as a free agent (Jul. 2)
- 2016** **Justin Holl** signed as a free agent (Jul. 2)
- 2016** Acquired a conditional pick in 2017 from Anaheim for Jonathan Bernier (Jul. 8)
- 2016** **Trevor Moore** signed as a free agent (Jul. 26)
- 2016** **Jhonas Enroth** signed as a free agent (Aug. 22)



THIS DATE IN LEAFS HISTORY

OCTOBER

October 5, 2005

The Toronto Maple Leafs lost 3-2 in a shootout to the Ottawa Senators in the first ever NHL game decided by a shootout.

October 6, 2007

The Toronto Maple Leafs won their 2,500th game in franchise history when they defeated Montreal 4-3 in overtime at Air Canada Centre.

October 10, 1930

King Clancy joined Toronto after his services were purchased from Ottawa for an unheard of amount of \$35,000. The Board of Directors would only contribute \$25,000 and the remainder was obtained on a longshot bet on a race horse called Rare Jewel, owned by Smythe.

October 11, 2007

Mats Sundin became the Maple Leafs all-time leader in goals and points, when he scored his 390th goal and 917th point, in Toronto's 8-1 win over the New York Islanders at Air Canada Centre.

October 13, 1947

Leafs play NHL All-Stars in first game between Stanley Cup Champions and NHL All-Stars (4-3 All-Stars).

October 14, 2006

Mats Sundin registered three goals and an assist, including the game-winning goal, while shorthanded in overtime as the Maple Leafs won, 5-4, over Calgary. Sundin's final goal of the game was the 500th of his career and he became the first player in Maple Leafs history to record that milestone while playing for Toronto.

October 16, 1971

Norm Ullman becomes fourth NHLer to reach 1,000 career points.

October 23, 1993

Leafs set mark for most consecutive wins to start the season with their 9th over Tampa Bay (2-0), extending streak to 10 five days later (4-2) over Chicago (also club mark for consecutive wins).

October 26, 1980

Darryl Sittler establishes Leaf record with 15th career hat trick.

October 30, 1943

Gus Bodnar, playing first NHL game, sets NHL record that still stands today for fastest goal by a rookie (15 seconds).

NOVEMBER

November 10, 1986

King Clancy died after 42 years of service with the Maple Leafs as a player, coach, and assistant general manager.



November 12, 1931

Maple Leaf Gardens opens as Leafs play against the Blackhawks (2-1 Chicago).

November 20, 1934

Busher Jackson sets NHL record (since tied) for most goals in one period with four at St. Louis.

November 23, 1944

Toronto dresses only 11 players and lose 5-1 to Boston.

November 29, 1958

GM George (Punch) Imlach replaces Billy Reay as Coach.

DECEMBER

December 2, 2003

Mats Sundin scores his 64th game winning goal in a 5-4 win over the New York Rangers to move past Dave Keon as the franchise's all-time leader.

December 6, 2001

Pat Quinn records his 500th coaching victory in a 6-3 victory in New York against the Rangers

December 15, 2001

Tie Domi passes Dave Williams to become the Leafs' all-time penalty minute leader in a 6-4 win versus Montreal.

December 17, 1930

A \$5,000 cheque on this date, along with a \$20,000 cheque on October 6, 1930, two players and a racetrack longshot winner which returned \$10,000 allowed Leafs to pay Ottawa for King Clancy.

December 19, 2005

Ed Belfour registered his 448th career victory in a 9-6 win versus the New York Islanders surpassing Terry Sawchuk for second all-time in NHL wins.

December 29, 1988

Leafs tie NHL record and set club mark for two fastest goals (four seconds) when Ed Olczyk and Gary Leeman strike at Quebec.

JANUARY

January 1, 2014

The Maple Leafs played in their first-ever outdoor game defeating the Detroit Red Wings 3-2 in a shootout victory in front of a record setting crowd of 104,591 fans at Michigan Stadium in Ann Arbor, Michigan.

January 2, 1971

During third period of 13-0 win over Detroit, Leafs set club records for most points (18), goals (7) and assists (11) in one period.

January 4, 2007

The Maple Leafs set a new franchise road record when they recorded three goals in 42 seconds, as they won, 10-2, over the Bruins. The three goals were scored in the second period by Bates Battaglia (15:33), Alex Steen (15:51), and Kris Newbury (16:15).

January 8, 1944

Babe Pratt sets Leaf game mark with six assists versus Boston (since tied).

January 8, 1947

Howie Meeker nets five versus Chicago (NHL record most goals one game by a rookie).

January 13, 2004

Gary Roberts and Tom Fitzgerald both play their 1000th career NHL games becoming the first players to reach the milestone on the same night. Toronto defeats Calgary 4-1 at Air Canada Centre.

January 17, 1928

Hap Day becomes first Leaf to score three goals in one game during 6-1 home triumph over New York.

January 19, 1932

Charlie Conacher becomes first Leaf with five goals in a game (versus New York's Roy Worters) in 11-3 decision at MLG.

January 19, 1991

Maple Leafs forward Vincent Damphousse scored four goals leading the Campbell Conference to an 11-5 victory over the Wales Conference at the 42nd NHL All-Star Game in Chicago. Damphousse, who was also named the game's most valuable player, became just the third player in NHL history to record four goals in an all-star game.

January 22, 1994

Felix Potvin becomes first Leaf player voted to starting lineup of the NHL All-Star Game, halting 16 of 19 shots for the Western Conference at Madison Square Garden.



January 27, 1988

Leafs snap a club-record 15-game winless streak (5-2 over LA at MLG).

FEBRUARY

February 1, 1955

Hap Day appointed only the second general manager in team history. He would become the only man to serve as team captain, coach, and general manager.

February 2, 1977

Ian Turnbull achieves NHL record for defencemen with five goals versus Detroit.

February 5-6, 2000

Toronto plays host to the 50th NHL All-Star Game. The World team defeats North America by a score of 9-4. The Leafs are heavily represented in the game with three players (Joseph, Sundin, Yushkevich) and Pat Quinn as head coach of the North American team.



February 6, 1932

Charlie Conacher scored seven seconds into the game to set a record that stood for 41 years (Toronto defeated Boston 6-0).

THIS DATE IN LEAFS HISTORY

February 7, 1976

Darryl Sittler sets NHL record for most points in a game (10) with six goals and four assists vs. Boston

February 13, 1993

Doug Gilmour ties Babe Pratt's mark for most assists in a game with six in 6-1 victory over Minnesota on same night Pat Burns celebrates 200th NHL regular-season win.

February 13, 1999

After 68 storied seasons at Maple Leaf Gardens the Maple Leafs played their final game. The Leafs hosted the Chicago Blackhawks, the team that opened the Gardens on November 12, 1931. While the Leafs dropped a 6-2 decision, the sellout crowd of 15,726 and millions more tuning in on television and radio were part of a special farewell to the last of the original six arenas.



February 14, 1934

"Ace Bailey Benefit Game" is played at MLG. Packed house watched the Leafs defeat NHL All-Stars 7-3. Game featured Eddie Shore, Howie Morenz and Lionel and Charlie Conacher on opposing teams.

February 17, 1927

Leafs beat N.Y. Americans 4-1 in their first game as the "Leafs." Pat Patterson scored first ever "Leaf" goal in that game.

February 17, 1990

Leaf great Hap Day dies. He was the only Leaf to serve the team as a Captain, Coach and General Manager.

February 20, 1944

Maple Leafs and Blackhawks played a penalty-free 0-0 tie at Chicago Stadium.

February 20, 1999

A new era in Maple Leaf hockey began with the inaugural game at the new home of the Maple Leafs - Air Canada Centre. A sellout crowd of 18,819 attending the christening of the new building witnessed a storybook ending with a 3-2 overtime victory over long-time rival the Montreal Canadiens. Todd Warriner scored the first goal at ACC 6:04 into the first period. Steve Thomas scored the overtime marker with only 1:12 remaining in the extra frame.

February 22, 1993

Glenn Anderson becomes second player in Leaf uniform to earn career 1,000 points in 8-1 victory at Vancouver on same night Doug Gilmour earns 73rd assist to break Darryl Sittler's season record.

February 26, 2006

Mats Sundin collected an assist on the game-winning goal versus Finland, as he captained Sweden to a gold medal at 2006 Winter Olympics in Turin, Italy. Also winning medals at the Olympics from the Maple Leafs were Mikael Tellqvist - Sweden (Gold), Aki Berg - Finland (Silver), Tomas Kaberle - Czech Republic (Bronze). Bryan McCabe and Head Coach Pat Quinn represented Canada, and Nik Antropov played for Kazakhstan.

MARCH

March 2, 2002

Toronto wears commemorative St. Patricks uniforms in honour of the Maple Leafs 75th anniversary. The Leafs and Buffalo Sabres play to a 3-3 tie.

March 3, 1993

Doug Gilmour joins Darryl Sittler as second Leaf to earn 100 points with assist in 3-1 win over Minnesota then goes on to set single season Leaf marks for points (127) and assists (95).

March 3, 2009

The Maple Leafs set a franchise record and tied an NHL record by going to overtime in seven straight games from Feb. 19, 2009 to Mar. 3, 2009. The Leafs extended the streak to seven games on Mar. 3 when they lost 3-2 in overtime to New Jersey at Air Canada Centre.

March 4, 1967

Terry Sawchuk records his 100th career NHL shutout vs. Chicago

March 6, 2008

Mats Sundin became the 46th player in NHL history to play in his 1300th career NHL game, as the Maple Leafs won 8-2 at Boston. Sundin scored his 30th goal of the season and collected two assists in the contest. Sundin recorded 30 or more goals in 13 NHL seasons. Sundin holds the Maple Leafs record for 30+ goal seasons with 10.

March 10, 2003

Leafs visit Edmonton and Mats Sundin records his 1000th career NHL point with the game winning goal.

March 12, 1994

Dave Andreychuk sets Leafs record for goals by a left-winger (surpassing Frank Mahovlich) when he scored his 49th goal of the season vs. Winnipeg.

March 14, 1981

Darryl Sittler completes "hat trick scoring feat" with three goals in 5-3 home win over the Capitals. The three goals shatter Dave Keon's Leaf career mark of 365. On March 7, Sittler's 40th assist of the season versus Calgary breaks Keon's Leaf record of 493 while Keon's Leaf points record of 858 is eclipsed by Sittler with two assists at Washington on March 8.

March 15, 2004

Alexander Mogilny's assist on the tying goal in the final minute of regulation is his 1000th career NHL point. Mogilny becomes just the second Russian player to reach the milestone as Toronto goes on to a 6-5 overtime victory in Buffalo.

March 16, 1957

Leafs set a team record by scoring 14 goals against the Rangers at MLG (won 14-1).

March 17, 1934

A crowd of 11,000 turned out for "King Clancy Night" on St. Patrick's Day. Clancy was pushed to centre ice while seated in a sleigh shaped like a throne. The Irishman unveiled his robe to show a green uniform with a large shamrock on the back and he proceeded to wear the uniform for the game. Lester Patrick, coach of the Rangers, complained that his uniform was a distraction and Clancy changed into his regular Maple Leaf uniform.

March 19, 2006

When Chad Kilger scored on Pittsburgh goaltender Marc-Andre Fleury it marked the first time in team history that the Leafs have used a successful penalty shot to win a game by a score of 1-0. This feat has only been accomplished once in NHL history when Bert Connelly of the New York Rangers was successful against Maple Leafs goaltender George Hainsworth on a penalty shot on January 16, 1936 at Madison Square Garden.

March 21, 1951

First ever "televised" hockey game, seen by CBC employees only (a programming experiment). Leafs defeat Montreal 2-0.

March 21, 1948

Syl Apps, a player who coveted team achievements, scored a hat-trick in the last regular-season game of his career to reach the individual milestone of 200 career goals.

March 23, 1994

Doug Gilmour becomes first Leaf to achieve back-to-back 100-point seasons with a goal in 1-1 tie at Florida.

March 23, 1993

Dave Andreychuk scores his 50th goal of the season at Winnipeg. He scored 29 goals with Buffalo to start the season.

March 24, 1982

Rick Vaive first Leaf to score 50 goals in a season (versus St. Louis).

March 24, 1994

Dave Andreychuk scores 50th goal of season versus San Jose's Arturs Irbe to become third Leaf to score 50 goals in a season. Andreychuk also scored more than 50 in previous season but 29 came with Buffalo.

March 26, 1994

Mike Gartner tallies his 30th goal for an NHL record 15th consecutive season as Leafs defeat Quebec 6-3.

March 27, 1993

With an assist against the Oilers, Doug Gilmour shatters Darryl Sittler's Leaf record with his 118th point of season, finishing the term with 127.

APRIL

April 1, 2003

Leafs visit New Jersey and Ed Belfour records his 400th career NHL victory, a 3-2 Toronto win.

April 3, 1933

Ken Doraty scores goal at 104:46 (1:48 AM) of OT (the second longest OT game) as the Leafs beat Boston 1-0 in Stanley Cup Semi-Final game.

April 3, 1976

Darryl Sittler first Leaf at 100 points in one season.

April 3, 2003

Leafs host Minnesota and with a 2-1 victory, Ed Belfour sets a franchise record for wins in a season by a goaltender with 37 (since tied by Andrew Raycroft).

April 5, 1932

Busher Jackson becomes first player to score three goals in a single period during a Playoff game in Finals versus Rangers.

THIS DATE IN LEAFS HISTORY

April 6, 2000

The Maple Leafs clinch the Northeast Division. It is their first division title since 1962-63.

April 6, 2011

Tyler Bozak became the second player in franchise history to register a 3-on-5 shorthanded goal when he scored in New Jersey against Martin Brodeur. Prior to Bozak, Darryl Sittler was the only other Maple Leaf to accomplish the feat when he did so on March 19, 1980 versus the Winnipeg Jets at Maple Leaf Gardens.

April 9, 1932

Ace Bailey's winner versus Rangers brings Leafs first Stanley Cup. The series marked the debut of the Leafs famed "Kid Line" of Harvey "Busher" Jackson, Joe Primeau, and Charlie Conacher. The trio combined for eight goals in the three-game sweep.

April 9, 1963

Dick Duff scores fastest two goals from start of a Playoff game (68 seconds) in first game of Stanley Cup Final versus Red Wings, 4-2 win for Leafs.

April 10, 1949

Sid Smith equals Playoff record with three power-play goals in one game, guiding Leafs to 3-1 win at Detroit.

April 11, 1964

Bob Pulford scores with just :02 left in regulation while shorthanded to give the Leafs a 3-2 win in the first game of the Final versus Detroit at MLG.

April 11, 1978

George Ferguson ties Leaf Playoff record with three goals in a period versus L.A. Kings.

April 12, 1979

Darryl Sittler with two goals (4:04 and 4:16) and Ron Ellis' one (4:27) mark three fastest goals in a Playoff game versus Atlanta.

April 14, 1942

Brothers Don Metz (3-2=5) and Nick Metz (1-2=3) led the Leafs to a record-tying 9-3 win against Detroit in the Finals. The nine-goal outburst matched the single game Finals record set by Detroit against Toronto on April 7, 1936.

April 14, 1948

Harry Watson's goal is the winner as the Leafs gain their fifth Stanley Cup with 7-2 verdict at Detroit to sweep the series. This was captain Syl Apps' final game, who punctuated his career with a goal.

April 14, 1999

With a 3-2 overtime victory over the NY Islanders at Air Canada Centre (OT winner by Bryan Berard), the Leafs set a new club record with 45 regular season wins. The previous mark of 44 was set in the 1992-93 season.

April 16, 1949

Leafs become first modern era team to win three consecutive Stanley Cups as Cal Gardner scores winner in sweep over Detroit at MLG. It was the Leafs' sixth Stanley Cup.

April 18, 1942

Leafs only team to lose first three games of Final and then win Stanley Cup, beating Detroit 3-1 in deciding game with Pete Langelle netting winner. Turk Broda allowed just seven goals over the last four games.

April 18, 1963

Leafs claim ninth Stanley Cup.

April 18, 2006

With a 5-3 victory over the Pittsburgh Penguins at Air Canada Centre, the Leafs set a new club record with 26 regular season home wins. The previous mark of 25 was set in the 1961-62 and 1992-93 seasons.

April 19, 1947

Leafs claim fourth Stanley Cup as Ted Kennedy nets winner in 2-1 Game 6 triumph over the Canadiens at MLG.

April 21, 1951

Bill Barilko's goal at 2:53 of overtime versus Habs gives Leafs 3-2 win and seventh Stanley Cup in dramatic five-game series in which all games required OT. Barilko never played another NHL game after dying in an off-season plane crash.



April 22, 1945

Babe Pratt's third-period goal brings Leafs third Stanley Cup with 2-1 decision in seventh game at Detroit's Olympia. Frank McCool of Toronto earned shutouts in the first three games of the series and allowed nine goals in seven starts.

April 22, 1962

Dick Duff's goal past Glenn Hall gives Leafs 2-1 win in Game #6 at Chicago and the Leafs' eighth Stanley Cup Championship and first in 11 seasons. This was the first of three consecutive Stanley Cup triumphs for the Leafs.

April 22, 1976

Darryl Sittler ties Playoff record (and sets Leaf mark) with five goals, including equalling Leaf record with three goals in one period (versus Philadelphia).

April 23, 1964

Bob Baun scores overtime goal of Game #6 of Final series versus Detroit. Earlier in the game he sustained a fractured ankle after blocking a Gordie Howe slapshot. Toronto took the Stanley Cup with a Game #7 victory.

April 25, 1964

Andy Bathgate supplies decisive marker as Leafs achieve their 10th Stanley Cup with 4-0 win over Detroit in Game 7 at MLG.

MAY

May 1, 1993

Nikolai Borschevsky scores in OT to oust Red Wings 4-3 in seventh and deciding game of Norris Division Semi-Finals.

May 2, 1967

Jim Pappin supplies the winner as the Leafs notch Stanley Cup #11 with 3-1 verdict over the Canadiens at MLG. The roster included 42-year old Johnny Bower, and 41-year old Allan Stanley as well as seven others over the age of 30.

May 20, 2015

The Maple Leafs name Mike Babcock the 30th head coach in club history.

JUNE

June 10, 1964

Toronto drafts goalie Terry Sawchuk from Detroit Red Wings in NHL Inter-League Draft. Leafs selected immediately after Sawchuk was exposed by the Red Wings.

June 14, 2010

Dion Phaneuf named captain.

June 17, 1993

Pat Burns becomes first Leaf Coach to win Jack Adams Award as Coach of the Year and Doug Gilmour first Leaf awarded Selke Trophy as best defensive forward in the NHL.

June 24, 2016

In the 2016 NHL Entry Draft, Auston Matthews becomes the second player the Maple Leafs have ever selected with the first overall pick.

June 28, 1994

Leafs trade Wendel Clark, Sylvain Lefebvre, Landon Wilson and their first-round Draft choice to Quebec for Mats Sundin, Garth Butcher, Todd Warriner and Quebec's first-round Draft choice; Leafs acquire Mike Ridley and a first-round Draft choice from Washington for Rob Pearson and a first-round Draft choice.

June 29, 2000

Wendel Clark announces his retirement after 15 seasons in the NHL, 13 of which were spent with the Maple Leafs.



JULY

July 1, 1991

Cliff Fletcher assumes duties as President, Chief Operating Officer and General Manager of the Maple Leafs.

July 18, 1990

Johnny Bower ends his 32-year term with the organization as he retires as a scout.

July 23, 2015

Maple Leafs appoint Lou Lamoriello as the 16th general manager in club history.

AUGUST

August 14, 2009

Leaf great Ted Kennedy passes away. He won five Stanley cups with the Leafs (1944-45, 1946-47, 1947-48, 1948-49, 1950-51) and served as team captain from 1948 to 1955, and again in 1956-57. In 1955, Kennedy became only the second Leaf (Babe Pratt, 1944) to claim the Hart Trophy as the NHL's most valuable player.

August 18, 1994

Doug Gilmour named 15th Captain in Maple Leafs' history at Hockey Hall of Fame ceremony.

SEPTEMBER

September 11, 1993

Maple Leafs face the Rangers at Wembley Arena in London, England in the first of two pre-season games on consecutive days. New York outscored Toronto 8-4 in winning both contests of the "French's Cup."

September 30, 1997

Mats Sundin named captain.

CONN SMYTHE TROPHY

The Conn Smythe Trophy was introduced in 1964 by Maple Leaf Gardens Limited to honour Conn Smythe, the former owner, general manager, and coach of the Toronto Maple Leafs and a member of the Hockey Hall of Fame as a builder. The trophy's design is similar to Maple Leaf Gardens, the arena in which the Maple Leafs played their home games from 1931 to 1999. A replica of a Maple Leaf adorns the trophy as well.

The Conn Smythe Trophy is awarded annually to the player judged most valuable to his team during the National Hockey League's Stanley Cup playoffs. The Conn Smythe Trophy has been awarded 48 times to 42 players since the 1964-65 season. Each year, at the conclusion of the final game of the Stanley Cup Final, members of the Professional Hockey Writers' Association vote to elect the player deserving of the trophy.

Dave Keon's name resides on the trophy as the 1967 winner when the Maple Leafs defeated Chicago and Montreal in the playoffs to capture the Stanley Cup.



Dave Keon

CONN SMYTHE
MAPLE LEAF GARDENS
TORONTO

June 20, 1964.

Dear Clarence:

Thank you for yours of the 15th. I enjoyed my trip to Montreal and the dinner very much. It is a fine way to keep my connections with the men who are making the National League tick.

I appreciate also the kindness of the Governors in naming a trophy after me. At the Gardens here we have had the J. P. Bickell Memorial Trophy, and you are familiar with what it stands for. It is chosen by the Directors of Maple Leaf Gardens and I have found that besides being hard headed businessmen, they are very astute in their assessment of hockey players' ability. My first suggestion for the method of selection of the winner of this new trophy, is that the actual Governors, who are also, I understand, representatives of the Owners, pick the recipient.

This would, I think, be a method by which the owners who are not represented in the finals and semi-finals could be interested in going to see the games and I think you would find their choices would be unbiased and the players chosen would be the proper ones to receive the trophy and prize.

Would be glad to discuss this matter with you at any time.

Sincerely yours,

Conn S.

Mr. C. S. Campbell,
President, National Hockey League,
Sun Life Building,
Montreal, Que.



TROPHY WINNERS

ART ROSS MEMORIAL TROPHY



An annual award "to the player who leads the league in points at the end of the regular season."

No Leaf has won this trophy since its inception in 1948.

Prior to 1948, these Leafs/St. Pats led the NHL in scoring:

- 1923 - Babe Dye (St. Pats)
- 1925 - Babe Dye (St. Pats)
- 1929 - Ace Bailey
- 1932 - Busher Jackson
- 1934 - Charlie Conacher
- 1935 - Charlie Conacher
- 1938 - Gordie Drillon

MAURICE "ROCKET" RICHARD TROPHY



An annual award "to the goal-scoring leader during the regular season."

No Leaf has won this trophy since its inception in 1999.

Prior to 1999, these Leafs/St. Pats led the NHL in goals:

- 1921 - Babe Dye (St. Pats)
- 1923 - Babe Dye (St. Pats)
- 1925 - Babe Dye (St. Pats)
- 1929 - Ace Bailey
- 1931 - Charlie Conacher
- 1932 - Charlie Conacher (tie)
- 1934 - Charlie Conacher
- 1935 - Charlie Conacher
- 1936 - Charlie Conacher (tie)
- Bill Thomas (tie)
- 1938 - Gordie Drillon
- 1946 - Gaye Stewart

HART MEMORIAL TROPHY



An annual award "to the player adjudged to be the most valuable to his team."

- 1944 - Babe Pratt
- 1955 - Ted Kennedy

CALDER MEMORIAL TROPHY



An annual award "to the player selected as the most proficient in his first year of competition in the NHL."

- 1937 - Syl Apps
- 1943 - Gaye Stewart
- 1944 - Gus Bodnar
- 1945 - Frank McCool
- 1947 - Howie Meeker
- 1958 - Frank Mahovlich
- 1961 - Dave Keon
- 1963 - Kent Douglas
- 1966 - Brit Selby

LADY BYNG MEMORIAL TROPHY



An annual award "to the player adjudged to have exhibited the best type of sportsmanship and gentlemanly conduct combined with a high standard of playing ability."

- 1932 - Joe Primeau
- 1938 - Gordie Drillon
- 1942 - Syl Apps
- 1952 - Sid Smith
- 1955 - Sid Smith
- 1961 - Red Kelly
- 1962 - Dave Keon
- 1963 - Dave Keon
- 2003 - Alexander Mogilny

SELKE TROPHY



An annual award "to the forward who best excels in the defensive aspects of the game."

- 1993 - Doug Gilmour



TROPHY WINNERS

VEZINA TROPHY



An annual award "to the goalkeeper adjudged to be the best at his position" as voted by the general managers of each of the 30 clubs.

- 1941 - Turk Broda
- 1948 - Turk Broda
- 1951 - Al Rollins
- 1954 - Harry Lumley
- 1961 - Johnny Bower
- 1965 - Johnny Bower & Terry Sawchuk
- 1981 - Michel Larocque (Montreal)

JACK ADAMS TROPHY



An annual award "to the NHL coach adjudged to have contributed the most to his team's success."

- 1993 - Pat Burns

KING CLANCY MEMORIAL TROPHY



An annual award "to the player who best exemplifies leadership qualities on and off the ice and has made a noteworthy humanitarian contribution in his community."

- 2000 - Curtis Joseph

MASTERTON TROPHY



An annual award "to the player who best exemplifies the qualities of perseverance, sportsmanship and dedication to hockey."

- 2008 - Jason Blake

MOLSON CUP AWARD



An annual team award to the Leaf player having accumulated the most Molson Cup points by three star selections.

- | | |
|-----------------------------------------|-------------------------|
| 1974 - Borje Salming | 1995 - Mats Sundin |
| 1975 - Darryl Sittler | 1996 - Felix Potvin |
| 1976 - Darryl Sittler | 1997 - Felix Potvin |
| 1977 - Borje Salming | 1998 - Felix Potvin |
| 1978 - Borje Salming | 1999 - Curtis Joseph |
| 1979 - Darryl Sittler | 2000 - Curtis Joseph |
| 1980 - Borje Salming | 2001 - Curtis Joseph |
| 1981 - Darryl Sittler/
Wilf Paiement | 2002 - Mats Sundin |
| 1982 - Michel Larocque | 2003 - Ed Belfour |
| 1983 - Rick Vaive | 2004 - Ed Belfour |
| 1984 - Rick Vaive | 2006 - Mats Sundin |
| 1985 - Bill Derlago | 2007 - Mats Sundin |
| 1986 - Ken Wregget | 2008 - Vesa Toskala |
| 1987 - Rick Vaive | 2009 - Vesa Toskala |
| 1988 - Ken Wregget | 2010 - Phil Kessel |
| 1989 - Gary Leeman | 2011 - Phil Kessel |
| 1990 - Gary Leeman | 2012 - Phil Kessel |
| 1991 - Peter Ing | 2013 - James Reimer |
| 1992 - Grant Fuhr | 2014 - Jonathan Bernier |
| 1993 - Doug Gilmour | 2015 - Jonathan Bernier |
| 1994 - Doug Gilmour | 2016 - Jonathan Bernier |

NHL AWARDS

YEAR	PLAYER	AWARD	WEEK/MONTH	STATS
1986	Steve Thomas	Rookie/Month	January	-
1990	Peter Ing	Rookie/Month	December	-
1993	Felix Potvin	Player/Week	January 25	3-0-0, 0.67 GAA
1993	Felix Potvin	Rookie/Month	February	5-2-2, 1.97 GAA
1993	Doug Gilmour	Player/Week	February 22	3GP, 2G, 6A, 8 PTS
1993	Felix Potvin	Player/Week	October 18	3-0-0, 1.67 GAA
1993	Felix Potvin	Player/Month	October	9-1-0, 2.20 GAA
1994	Felix Potvin	Player/Week	January 17	4-0-0, 1.22 GAA
1997	Steve Sullivan	Rookie/Month	March	14GP, 4G, 7A, 11PTS
1997	Mike Johnson	Rookie/Month	December	-
1998	Felix Potvin	Player/Week	March 16	3-1-0, 1.25 GAA
1998	Mats Sundin	Player/Week	October 25	3GP, 2G, 5A, 7PTS
1999	Sergei Berezin	Player/Week	April 4	3GP, 5G, 2A, 7PTS
2000	Curtis Joseph	Player/Week	February 27	3-0-0, 2.00 GAA
2000	Yanic Perreault	Player/Week	March 12	4GP, 5G, 3A, 8PTS
2002	Darcy Tucker	Player/Week	April 14	4GP, 4G, 5A, 9PTS
2002	Ed Belfour	Player/Week	November 24	2-0-0, 0.00 GAA
2004	Ed Belfour	Defensive/Week	January 25	3-0-0, 1.00 GAA
2004	Brian Leetch	Offensive/Week	March 21	4GP, 2G, 5A, 7PTS
2004	Ed Belfour	Defensive/Week	April 4	3-0-0, 0.67 GAA
2005	Bryan McCabe	Defensive/Week	October 16	4GP, 1G, 7A, 8PTS
2005	Bryan McCabe	Offensive/Week	November 20	3GP, 3G, 4A, 7PTS
2006	Mats Sundin	Third Star/Week	October 15	6GP, 4G, 4A, 8PTS
2006	Andrew Raycroft	Second Star/Week	November 5	3-0-0, 1.67 GAA
2007	Andrew Raycroft	First Star/Week	February 4	3-0-0, 1.33 GAA
2008	Mats Sundin	First Star/Week	March 2	4GP, 4G, 4A, 8PTS
2008	Vesa Toskala	Second Star/Week	March 23	3-0-0, 2.00 GAA
2009	Tomas Kaberle	First Star/Week	November 1	4GP, 2G, 10A, 12PTS
2009	Niklas Hagman	Third Star/Week	November 29	3GP, 5G, 0A, 5PTS
2010	J.S. Giguere	Second Star/Week	February 7	2-0-0, 0.00 GAA
2011	Phil Kessel	First Star/Week	February 27	4GP, 4G, 4A, 8PTS
2011	James Reimer	Rookie/Month	March	9-4-1, 2.87 GAA, 150
2011	Phil Kessel	First Star/Month	October	11GP, 10G, 8A, 18PTS
2011	Phil Kessel	First Star/Week	October 17	3GP, 5G, 3A, 8PTS
2011	Joffrey Lupul	Third Star/Month	November	14GP, 7G, 12A, 19PTS
2011	Joffrey Lupul	Second Star/Week	January 9	3GP, 2G, 5A, 7PTS
2012	Mikhail Grabovski	First Star/Week	January 30	2GP, 1G, 4A, 5PTS
2012	James Reimer	Third Star/Week	February 6	2-0-0, 0.00 GAA, 250
2013	Nazem Kadri	Third Star/Week	March 24	3GP, 3G, 4A, 7PTS
2013	Joffrey Lupul	First Star/Week	March 31	4GP, 5G, 4A, 9PTS
2013	Phil Kessel	Second Star/Week	April 14	3GP, 5G, 2A, 7PTS
2013	Phil Kessel	Second Star/Week	October 27	3GP, 5G, 1A, 6PTS
2014	Phil Kessel	Second Star/Month	January	15GP, 7G, 13A, 20PTS
2014	Phil Kessel	Second Star/Week	February 2	3GP, 3G, 4A, 7PTS
2015	James Reimer	Third Star/Week	November 16	3-0-0, 1.62 GAA
2015	Tyler Bozak	Third Star/Week	December 28	3 GP, 4G, 1A, 5P

ALL-STAR GAME PARTICIPATION

The following Maple Leafs were selected as mid-season All-Stars:

SEASON	MAPLE LEAFS	POINTS/GOALS AGAINST
1968-69	Tim Horton	0
	Norm Ullman	1 (assist)
1969-70	Ron Ellis	0
	Dave Keon	0
1970-71	Dave Keon	0
1971-72	Paul Henderson	0
1972-73	Paul Henderson	1 (goal)
	Dave Keon	0
1973-74	Jim McKenny	0
	Norm Ullman	2 (2 assists)
1974-75	Darryl Sittler	2 (goal, assist)
1975-76	Borje Salming	0
	Wayne Thomas	4 goals against
1976-77	Lanny McDonald	2 (2 goals)
	Borje Salming	0
	Ian Turnbull	0
1977-78	Lanny McDonald	0
	Borje Salming	1 (assist)
	Darryl Sittler	1 (goal)
1978-79	Lanny McDonald	0
	Borje Salming	0
	Darryl Sittler	1 (assist)
1979-80	Dave Burrows	0
	Darryl Sittler	1 (assist)
1980-81	Robert Picard	0
1981-82	Rick Vaive	1 (goal)
	Bob Manno	0
1982-83	Rick Vaive	1 (goal)
1983-84	Rick Vaive	3 (3 assists)
1984-85	Miroslav Frycer	1 (goal)
1985-86	Wendel Clark	0
1986-87	None – Rendezvous '87 (Team NHL vs Soviet Union)	
1987-88	Al Iafrate	0
1988-89	Gary Leeman	2 (goal, assist)
1989-90	Al Iafrate	0
1990-91	Vincent Damphousse	4 (4 goals) MVP
1991-92	Dave Ellett	1 (assist)
1992-93	Doug Gilmour	1 (goal)
1993-94	Doug Gilmour	1 (assist)
	Dave Andreychuk	2 (goal, assist)
	*Felix Potvin	3 goals against
	Wendel Clark	Did not attend due to injury
1994-95	Did not play due to work stoppage.	
1995-96	Mike Gartner	0
	Mats Sundin	1 (assist)
	Larry Murphy	0
	Felix Potvin	1 goal against
1996-97	Mats Sundin	1 (assist)
1997-98	Mats Sundin	1 (assist)
1998-99	Mats Sundin	4 (goal, 3 assists)
	Curtis Joseph	Did not attend due to injury
1999-00	**Mats Sundin (543,428)	0
	**Curtis Joseph (554,789)	3 goals against
	Dmitry Yushkevich	2 (goal, assist)
2000-01	Mats Sundin	4 (2 goals, 2 assists)
2001-02	Mats Sundin	2 (2 assists)
	Tomas Kaberle	1 (assist)
2002-03	Mats Sundin	Did not attend due to injury
	Ed Belfour	Did not attend due to injury
2003-04	Mats Sundin	2 (2 assists)
	Gary Roberts	2 (goal, assist)
2004-05	Did not play due to work stoppage.	
2005-06	None – 2006 Torino Olympics	
2006-07	Tomas Kaberle	0
2007-08	Tomas Kaberle	0
2008-09	Tomas Kaberle	2 (2 assists)
2009-10	None – 2010 Vancouver Olympics	
2010-11	Phil Kessel	0
2011-12	***Dion Phaneuf	0
	****Joffrey Lupul	2 (2 goals)
	Phil Kessel	3 (goal, 2 assists)
2012-13	Did not play due to work stoppage.	
2013-14	None – 2014 Sochi Olympics	
2014-15	Phil Kessel	0
2015-16	^Leo Komarov	1 (1 assist)

} Challenge Cup (Team NHL vs. Soviet Union)

* Felix Potvin earned 231,993 fan votes to become the first Maple Leaf to ever start the All-Star Game at any position since the inception of the balloting system in 1985-86. **Voted by the fans as a starter for the All-Star Game (number of votes in brackets). Prior to 1968-69, the All-Star Game participants consisted of the previous season's Stanley Cup winner versus All-Stars selected from the remainder of the league. ***Voted by the fans to play in NHL All-Star Game. ****Joffrey Lupul was an assistant captain for Team Chara.

^ In 2015-16, the NHL replaced the previous two-team format with a 3-on-3 tournament between All-Star teams representing the league's four divisions

ALL-STARS

These Toronto Maple Leafs have been selected to the National Hockey League year-end All-Star Teams. First, Second or Rookie team indicated in parentheses.

1930-31

King Clancy, defence (1st)

1931-32

Harvey Jackson, left wing (1st)
King Clancy, defence (2nd)
Charlie Conacher, right wing (2nd)
Dick Irvin, coach (2nd)

1932-33

King Clancy, defence (2nd)
Charlie Conacher, right wing (2nd)
Harvey Jackson, left wing (2nd)
Dick Irvin, coach (2nd)

1933-34

King Clancy, defence (1st)
Charlie Conacher, right wing (1st)
Harvey Jackson, left wing (1st)
Joe Primeau, centre (2nd)
Dick Irvin, coach (2nd)

1934-35

Charlie Conacher, right wing (1st)
Harvey Jackson, left wing (1st)
Dick Irvin, coach (2nd)

1935-36

Charlie Conacher, right wing (1st)
Bill Thoms, centre (2nd)

1936-37

Harvey Jackson, left wing (1st)

1937-38

Gord Drillon,* right wing (1st)
Syl Apps, centre (2nd)
*Tied with Cecil Dillon, New York Rangers

1938-39

Syl Apps, centre (1st)
Gord Drillon, right wing (1st)

1940-41

Turk Broda, goal (1st)
Wally Stanowski, defence (1st)
Sweeney Schriner, left wing (1st)
Syl Apps, centre (2nd)

1941-42

Syl Apps, centre (1st)
Turk Broda, goal (2nd)
Bucko McDonald, defence (2nd)
Gord Drillon, right wing (2nd)

1942-43

Lorne Carr, right wing (1st)
Syl Apps, centre (2nd)

1943-44

Babe Pratt, defence (1st)
Lorne Carr, right wing (1st)
Paul Bibeault, goal (2nd)
Hap Day, coach (2nd)

1944-45

Babe Pratt, defence (2nd)

1945-46

Gaye Stewart, left wing (1st)

1947-48

Turk Broda, goal (1st)

1949-50

Gus Mortson, defence (1st)
Ted Kennedy, centre (2nd)

1950-51

Jim Thomson, defence (2nd)
Ted Kennedy,* centre (2nd)
Sid Smith, left wing (2nd)
*Kennedy tied with Sid Abel, Detroit

1951-52

Jim Thomson, defence (2nd)
Sid Smith, left wing (2nd)

1953-54

Harry Lumley, goal (1st)
Tim Horton, defence (2nd)
Ted Kennedy, centre (2nd)

1954-55

Harry Lumley, goal (1st)
Sid Smith, left wing (1st)

ALL-STARS

1955-56

Tod Sloan, centre (2nd)

1959-60

Allan Stanley, defence (2nd)

1960-61

Johnny Bower, goal (1st)
Frank Mahovlich, left wing (1st)
Allan Stanley, defence (2nd)

1961-62

Carl Brewer, defence (2nd)
Dave Keon, centre (2nd)
Frank Mahovlich, left wing (2nd)

1962-63

Carl Brewer, defence (1st)
Frank Mahovlich, left wing (1st)
Tim Horton, defence (2nd)

1963-64

Tim Horton, defence (1st)
Frank Mahovlich, left wing (2nd)

1964-65

Carl Brewer, defence (2nd)
Frank Mahovlich, left wing (2nd)

1965-66

Allan Stanley, defence (2nd)
Frank Mahovlich, left wing (2nd)

1966-67

Tim Horton, defence (2nd)

1967-68

Tim Horton, defence (1st)

1968-69

Tim Horton, defence (1st)

1970-71

Dave Keon, centre (2nd)
Jacques Plante, goal (2nd)

1974-75

Borje Salming, defence (2nd)

1975-76

Borje Salming, defence (2nd)

1976-77

Borje Salming, defence (1st)
Lanny McDonald, right wing (2nd)

1977-78

Borje Salming, defence (2nd)
Darryl Sittler, centre (2nd)

1978-79

Borje Salming, defence (2nd)

1979-80

Borje Salming, defence (2nd)

1982-83

Dan Daoust, centre (rookie)

1985-86

Wendel Clark, left wing (rookie)

1992-93

Felix Potvin, goal (rookie)

1994-95

Kenny Jonsson, defence (rookie)

1996-97

Sergei Berezin, left wing (rookie)

1997-98

Mike Johnson, left wing (rookie)

2001-02

Mats Sundin, centre (2nd)

2003-04

Bryan McCabe, defence (2nd)
Mats Sundin, centre (2nd)

2008-09

Luke Schenn, defence (rookie)

2011-12

Jake Gardiner, defence (rookie)

ALL-TIME SWEATER NUMBERS

*Some players wore two or more numbers.

*Includes regular season and playoffs but does not include 2013-14 season.

1

Baz Bastien, Gord Bell, Tim Bernhardt, Paul Bibeault, Johnny Bower, Turk Broda, Lorne Chabot, Ed Chadwick, Gerry Cheevers, Bruce Dowie, Bruce Gamble, Ben Grant, George Hainsworth, Peter Ing, Ed Johnston, Mark Laforest, Michel Larocque, Harry Lumley, Cesare Maniago, Gilles Mayer, Frank McCool, Gerry McNamara, Gord McRae, Jacques Plante, Justin Pogge, Daren Puppa, Andrew Raycroft, Jeff Reese, Damian Rhodes, Curt Ridley, Johnny Roach, Jim Rutherford, Don Simmons, Al Smith, Gary Smith, Rick St. Croix, Phil Stein, Vince Tremblay, Dunc Wilson, Ross "Lefty" Wilson.

2

Wade Belak, Carl Brewer, Eric Brewer, Garth Butcher, Bobby Copp, Bert Corbeau, Gerald Diduck, Jerome Dupont, Dallas Eakins, Ted Fauss, Mark Fraser, Bob Goldham, Danny Hillman, Larry Hillman, Red Horner, Greg Hotham, Matt Hunwick, Trevor Johansen, Brian Leetch, Sylvain Lefebvre, Rick Ley, Joe Lundrigan, Darwin McCutcheon, Ric Nattress, Gary Nylund, Pierre Pilote, Babe Pratt, Beattie Ramsey, Marc Reaume, Luke Richardson, Luke Schenn, Art Smith, Wally Stanowski, Jim Thomson, Ian Turnbull, Rob Zettler.

3

Al Arbour, Wade Belak, Jim Benning, Mickey Blake, William Brydger, Larry Carriere, Sylvain Cote, Hap Day, Dale Degray, Art Duncan, Daryl Evans, Garnet Exelby, Fern Flaman, Jimmy Fowler, Todd Gill, John Grisdale, Reg Hamilton, Pierre Hedin, Flash Hollett, Syd Howe, Grant Jennings, Alex Levinsky, Bob Manno, Dave Manson, Brad Marsh, Matt Martin, Bucko McDonald, Marc Moro, Jim Morrison, Gus Mortson, Ken Murray, Randy Murray, Bob Neely, Dion Phaneuf, Marcel Pronovost, Joel Quenneville, Pat Ribble, Bob Rouse, Duane Rupp, Charlie Sands, Brad Selwood, Dave Shand, Art Smith, Wally Stanowski.

4

Reid Bailey, Hugh Bolton, Cory Cross, Kevin Dahl, Bob Davidson, Hap Day, Art Duncan, Dave Dunn, Dave Ellett, Jeff Finger, Cody Franson, Greg Hotham, Trevor Johansen, Red Kelly, Steve Kraftcheck, Rick Lanz, Gary Leeman, Brad Maxwell, Bob McGill, Mike Pelyk, Robert Picard, Tracy Pratt, Duane Rupp, Dave Shand, Darryl Shannon, D.J. Smith, Harry Watson.

5

Bill Barilko, Andy Blair, Garth Boesch, King Clancy, Bill Carson, Bob Davidson, Corbett Denny, Reg Hamilton, Pep Kelly, Nick Metz, Moe Morris.

6

Ace Bailey, Charlie Conacher, Ron Ellis, George Patterson.

7

Max Bentley, King Clancy, Terry Clancy, Dan Cox, Garnet Exelby, Kelly Fairchild, Jim Harrison, Jim Herberts, Tim Horton, Bingo Kampman, Butch Keeling, Derek King, Bert McCaffrey, Lanny McDonald, Jack McLean, Dave McLlwain, Sergio Momesso, Ken Murray, Frank Nighbour, Jason Podollan, Bud Poile, Joe Primeau, Mike Ridley, Gary Roberts, Doc Romnes, David Sacco, Rocky Saganiuk, Jack Shill, Bill Taylor, Greg Terrion, Gilles Thibaudeau, Bill Thoms, Ian White.

8

Mike Allison, Tim Armstrong, Don Ashby, Ace Bailey, Ken Baumgartner, Aki Berg, Gus Bodnar, Buzz Boll, Connor Carrick, Murph Chamberlain, Carlo Colaiacovo, Rich Costello, Hal Cotton, Tie Domi, Jim Dorey, Gerry Ehman, Alex Faulkner, Ron Ellis, Tim Gleason, Chris Govedaris, Peter Granberg, Todd Hawkins, Mel Hill, George Horne, Greg Hotham, Pierre Jarry, Larry Keenan, Dmitri Khristich, Joe Klukay, Mike Komisarek, Les Kozak, Pete Langelle, John MacMillan, Norm Mann, Willie Marshall, Paul Masnick, Bob McGill, Sean McKenna, Don Metz, Richard Mulhern, Gary Nylund, Fred Perlini, Walt Poddubny, Rob Ramage, Larry Regan, Rocky Saganiuk, Brit Selby, Sid Smith, Jack Valiquette, Todd Warriner, Gary Yaremchuk.

9

Stewart Adams, Glenn Anderson, Nik Antropov, Colby Armstrong, Don Ashby, Andy Bathgate, Mark Bell, Lorne Carr, Lex Chisholm, Charlie Conacher, Russ Courtnall, Mike Craig, Dick Duff, Stewart Gavin, Alex Gray, Niklas Hagman, Dave Hannan, Josh Holden, Brent Imlach, Busher Jackson, Calle Johansson, Pep Kelly, Ted Kennedy, Gerald Lowrey, Dan Maloney, Alexander Suglobov, Norm Ullman.

10

Glenn Anderson, John Anderson, Syl Apps, George Armstrong, Bill Berg, Vincent Damphousse, George Ferguson, Ron Francis, Aaron Gavey, Roger Jenkins, Butch Keeling, Ted Kennedy, Brad May, Nick Metz, Zdenek Nedved, Eric Pettinger, Joe Primeau, Marian Stastny, Alex Steen, Garry Valk.

11

Nik Antropov, Andy Blair, Fred Boimistruck, Bruce Boudreau, Harold Cotton, Dave Creighton, David Downie, Art Duncan, Philippe Dupuis, Ron Ellis, Gerry Foley, Mike Gartner, Todd Gill, Gaston Gingras, Mark Greig, Inge Hammarstrom, Red Horner, Zach Hyman, Jack Ingoldsby, Busher Jackson, Gerry James, Olli Jokinen, Larry Landon, Guy Larose, Gary Leeman, Al MacNeil, Jay McClement, Walt McKechnie, Howie Meeker, Don Metz, Rudy Migay, Bob Nevin, Owen Nolan, Murray Oliver, Cam Plante, Norman (Bud) Poile, Sweeney Schriner, Brit Selby, Fredrik Sjostrom, Tod Sloan, Bob Solinger, Steve Sullivan, Jiri Tlustý, Guy Trottier, Ron Wilson.

12

Ace Bailey, Andy Blair, Serge Boisvert, Laurie Boschman, Bruce Boudreau, Wayne Carleton, Tim Connolly, Brandon Convery, Gord Drillon, Bill Ezinicki, Frank Finnigan, Tom Fitzgerald, Fern Flaman, Jim Harrison, Jeff Jackson, Wes Jarvis, Roger Jenkins, Ross Johnstone, Ted Kennedy, Hec Kilrea, Kris King, Al MacNeil, Gary McAdam, Dale McCourt, Larry Mickey, Mark Osborne, Rob Pearson, Walt Poddubny, Babe Pratt, Mason Raymond, Stephane Robidas, Eddie Rodden, Doug Shedden, Art Smith, Lorne Stamler, Pete Stempkowski, Lee Stempniak, Ron Stewart, Steve Thomas, Errol Thompson, Dixon Ward.

13

Ken Linseman, Mats Sundin, Ken Yaremchuk.

14

Dave Andreychuk, Peter Backor, Steve Backor, George Boothman, Red Carr, Murph Chamberlain, Rob Cimetta, Bobby Copp, Harold Cotton, Brian Cullen, Miroslav Frycer, Bob Gracie, Bob Goldham, Harold Halderson, Ted Hampson, Darby Hendrickson, Jonas Hoglund, Buck Jones, Mike Kaszycki, Dave Keon, Craig Laughlin, Gerry Lowrey, Vic Lynn, Gus Marker, John McLellan, Johnny McCreedy, Rudy Migay, Garry Monahan, Jim Morrison, Wilf Paiement, Dave Reid, Rene Robert, Matt Stajan, Dave Tomlinson, Bill Thoms, Stan Weir, Ron Wilson.

ALL-TIME SWEATER NUMBERS

15

George Armstrong, Jim Benning, Pat Boutette, Wally Boyer, Bill Carson, Les Costello, Marty Dallman, Ken Doraty, Denis Dupere, Mike Foligno, Lou Franceschetti, Dave Gagner, Benny Grant, Jack Hamilton, Billy Harris, Pat Hickey, Flash Hollett, Red Horner, Syd Howe, Mike Hudson, Peter Ihnacak, Art Jackson, Larry Jeffrey, Tomas Kaberle, Pep Kelly, Derek Laxdal, Claude Loiselle, Matthew Lombardi, Paul Marshall, Bob McGill, Howie Meeker, Don Metz, Nick Metz, Earl Miller, Dmitri Mironov, P.A. Parenteau, Joe Primeau, Paul Ranger, Gary Sabourin, Brit Selby, Tod Sloan, Brian Spencer, Bob Stephenson, Gaye Stewart, Bill Sutherland, Garry Unger, Mike Walton, Brian Wiseman, Ken Yaremchuk.

16

Russ Adam, Syl Apps, Earl Balfour, Jamie Baker, Craig Berube, Lonny Bohonos, Leo Boivin, Goerge Boothman, Nikolai Borschevsky, Greg Britz, Arnie Brown, Connor Brown, Ray Ceresino, Jack Church, Pete Conacher, Rich Costello, Russ Courtinall, Brian Cullen, Harold Darragh, Ernie Dickens, Tim Ecclestone, Bill Ezinicki, Paul Fenton, Benny Grant, Ray Hannigan, Billy Harris, Darby Hendrickson, Red Heron, Pat Hickey, Larry Hillman, Dan Hodgson, Tim Horton, Art Jackson, Gerry James, Wes Jarvis, Jim Jones, Greg Johnston, Mike Kaszycki, Rick Kehoe, Pep Kelly, Gary Leeman, Alex Levinsky, Joakim Lindstrom, Jamie Lundmark, Clarke MacArthur, Blair MacKasey, Fleming Mackell, John McCormack, Nick Metz, Jim Mikol, Dickie Moore, Eric Nesterenko, Frank Nigro, Ed Olczyk, Bert Olmstead, Randy Osburn, George Parsons, Bud Poile, Charlie Sands, Rod Seiling, Sid Smith, Nick Spaling, Wally Stanowski, Gaye Stewart, Bill Thoms, Darcy Tucker, Mike Walton, Bob Warner, Ken Yaremchuk.

17

Murray Armstrong, Bob Bailey, Alain Belanger, Buzz Boll, Bruce Boudreau, Doug Brindley, Jerry Butler, Wendel Clark, Brian Conacher, Bob Davidson, Ab Demarco, Dave Downie, Bruce Draper, Dick Duff, Denis Dupere, Gerry Ehman, Paul Evans, Bill Ezinicki, Jack Forsey, Cal Gardner, Stewart Gavin, Bob Goldham, Benny Grant, Jack Hamilton, Gord Hannigan, Duke Harris, Bob Hassard, Red Heron, Paul Higgins, Bronco Horvath, Art Jackson, Harvey Jackson, Jim Jarvis, Bingo Kampman, Rick Kehoe, Joe Klukay, Don McKenney, Nick Metz, Jim Pappin, Jean Paul Parise, Eric Prentice, Fred Robertson, Duane Rupp, Charlie Sands, Rod Seiling, Floyd Smith, Bill Stewart, Blaine Stoughton, Harry Taylor, Rys Thomson.

18

Al Arbour, Norm Armstrong, Bob Bailey, Alain Belanger, Garth Boesch, Leo Boivin, Carl Brewer, Mike Brown, Brian Conacher, Brian Cullen, Bob Davidson, Harold Druken, Paul Gagne, Paul Gardner, Ernie Godden, Red Heron, Peter Ihnacak, Art Jackson, Bill Juzda, Chad Kilger, Craig Laughlin, Kevin Maguire, Kent Manderville, Bob Manno, Gus Marker, Gary Marsh, Shep Mayer, Alyn McCauley, Jim McKenny, Jack McLean, Don Metz, Milan Michalek, Windy O'Neill, Richard Panik, Jim Pappin, George Parsons, Scott Pearson, Wayne Presley, Wayne Primeau, David Reid, Ron Sedlbauer, Jack Schill, Peter White, Jeremy Williams.

19

Doug Baldwin, Bill Barilko, Leo Boivin, Hugh Bolton, Bruce Boudreau, Turk Broda, Jack Church, Ray Corrigan, Barry Cullen, John Cullen, Bill DeLago, Kent Douglas, Jeff Farkas, Tom Fergus, Bill Flett, Jack Hamilton, Paul Henderson, Greg Hubick, Gerry James, Kenny Jonsson, Dmitri Khristich, Joe Klukay, Joffrey Lupul, Norm Mann, Bucko McDonald, Don Metz, Nick Metz, Fredrik Modin, Dominic Moore, Gus Mortson, Eric Nesterenko, Mikael Renberg, Jack Schill, Ron Stewart, Alexander Suglobov, Billy Taylor, Don Webster, John Wilson.

20

Claire Alexander, George Armstrong, Don Ashby, Bob Bailey, Ed Belfour, Mickey Blake, Hugh Bolton, David Booth, Bill Burega, Larry Cahan, Ed Chadwick, Jack Church, Frank Corrado, Frank Dunlap, Jeff Farkas, Frank Finnigan, Hank Goldup, Reg Hamilton, Christian Hanson, Bob Hassard, Tim Horton, Jack Ingoldsby, Ralph Intranuovo, Art Jackson, Mike Johnson, Terry Johnson, Bingo Kampman, Mike Kaszycki, Ted Kennedy, Mark Kirton, Jim Korn, Alexei Kudashov, Paul Lawless, Don Luce, Frank Mathers, Kevin McClelland, John McCormack, John McCreedy, Garry Monahan, Zdenek Nedved, Mike Pelyk, Bob Pulford, Bobby Reynolds, Joe Sacco, Jack Schill, Al Secord, Tod Sloan, Wally Stanowski, David Steckel, Rich Sutter, Jim Thomson, Rick Vaive.

21

Gary Aldcorn, Bob Bailey, Bill Barilko, Bobby Baun, Gus Bodnar, Leo Boivin, Aaron Broten, Terry Clancy, Mariusz Czerkawski, Bob Dawes, Gord Drillon, Mike Eastwood, Jack Howard, Ron Hurst, Pete Langelle, Danny Lewicki, Parker MacDonald, Adam Mair, Norm Mann, Jack Markle, Willie Marshall, Jamal Mayers, Sean McKenna, Rudy Migay, Jim Morrison, Kirk Muller, Mark Osborne, Mike Pelyk, John Pohl, Martin Prochazka, Robert Reichel, Warren Rychel, Borje Salming, Darryl Sly, Bob Solinger, Gaye Stewart, Billy Taylor, Harry Taylor, James van Riemsdyk.

22

Doug Acomb, Gary Aldcorn, Earl Balfour, Ken Baumgartner, Francois Beauchemin, Jack Bionda, Charles Blair, Mike Blaisdell, Arnie Brown, Mike Bullard, Lex Chisholm, Brian Conacher, Les Costello, Dave Creighton, Brian Cullen, Boyd Devereaux, Dave Fortier, Jack Hamilton, Reg Hamilton, Gord Hannigan, Larry Hillman, Ron Hurst, Larry Jeffrey, Danny Johnson, Forbes Kennedy, Ken Klee, Igor Korolev, Fleming MacKell, Al MacNeil, Brian Marchinko, Don Marshall, Shep Mayer, Rudy Migay, Jim Morrison, Alexei Ponikarovsky, Scott Pearson, Michel Petit, Luke Richardson, Tod Sloan, Sid Smith, Jerred Smithson, Brian Spencer, Cy Thomas, Errol Thompson, Ray Timgren, Rick Vaive, Glen Wesley, Tiger Williams.

23

Bob Bailey, Earl Balfour, Hugh Bolton, Greg Britz, Turk Broda, Jeff Brubaker, Randy Carlyle, Dave Creighton, Joe Crozier, Bob Dawes, Ernie Dickens, Harold Druken, Slava Duris, Dave Farrish, John Gibson, Todd Gill, Hank Goldup, Pat Graham, Gord Hannigan, Pat Hannigan, Andre Hinse, Dave Hutchison, Brooks Laich, Brett Lebda, Danny Lewicki, Bill MacMillan, Phil Maloney, Shawn Matthias, Ryan O'Byrne, Alexei Ponikarovsky, Noel Price, Pat Quinn, Al Rollins, Phil Samis, Eddie Shack, Zach Sill, Dale Smedsmo, Trevor Smith, Bob Solinger, Ken Strong, Petr Svoboda, Ray Timgren, Jeff Ware.

24

Norman Aubin, Patrik Augusta, Earl Balfour, Gord Bell, Drake Berehowsky, John Brenneman, Al Buchanan, Mike Byers, Gary Collins, Dan Daoust, Dick Duff, Slava Duris, Aut Erickson, Jonas Frogren, Brian Glennie, Per Gustafsson, Peter Holland, Brent Imlach, Ed Joyal, Bill Kendall, John-Michael Liles, John MacMillan, Al MacNeil, Darryl Maggs, Willie Marshall, Bryan McCabe, Jim Morrison, Miké Nykoluk, Tom Pederson, Michel Petit, Joe Sacco, Terry Sawchuk, Darryl Shannon, Don Simmons, D.J. Smith, Sid Smith, Ron Stewart, Scott Thornton, Randy Wood.

ALL-TIME JERSEY NUMBERS

25

Greg Andrusak, John Arundel, Earl Balfour, T.J. Brennan, Willy Brossart, Al Buchanan, Jack Caffery, Wayne Carleton, Rich Clune, Bob Dawes, Paul DiPietro, Garry Edmundson, Scott Garland, Hal Gill, Bob Hassard, Jeff Jackson, Alexander Khavanov, Orland Kurtenbach, Tom Kurvers, Ed Litzenberger, Jyrki Lumme, John MacMillan, Phil Maloney, Milan Marcetta, Terry Martin, Gil Mayer, Larry McIntyre, Jim McKenny, Eric Nesterenko, Joe Nieuwendyk, Ben Ondrus, George Parsons, Bud Poile, Marc Reaume, David Reid, Bill Root, Mike Santorelli, Rod Schutt, Jason Smith, Greg Smyth, Bob Solinger, Peter Stenkowski, Mike Stothers, Frank Sullivan, Steve Thomas, Darren Veitch, Leigh Verstraete, Ron Ward, Terry Yake, Gary Yaremchuk, Peter Zedel.

26

Gary Aldcorn, Bob Baun, Dave Burrows, Jack Capuano, Russ Courtnall, Petter Granberg, Paul Healey, Jamie Heward, Bill Kitchen, Chris Kotsopoulos, Mike Krushelynski, Rick Ley, Bob Liddington, John-Michael Liles, Frank Mahovlich, Wally Maxwell, Bob McGill, Basil McRae, Gerry Meehan, Barry Melrose, Lyle Moffat, Craig Muni, Ben Ondrus, Nathan Perrott, Ben Smith, Allan Stanley, Mike Stevens, Mike Van Ryn, Darren Veitch, Kurt Walker, Daniel Winnik, Craig Wolanin, Dmitry Yushkevich, Mike Zigomanis.

27

Shayne Corson, Brian Cullen, Lucien DeBlois, Ken Girard, Miroslav Ihnacak, John Kordic, Frank Mahovlich, Bryan Marchment, Chris McRae, Gerry Meehan, Gord Nelson, Mike Nykoluk, Michael Peca, Dave Semenko, Darryl Sittler.

28

John Anderson, Carl Brewer, Bruce Boudreau, Brad Boyes, Randy Carlyle, Brian Curran, Tie Domi, Paul Evans, Dave Farrish, David Harlock, Benoit Hogue, Val James, Derek Laxdal, Kevin Maguire, Paul Marshall, Bill McCreary, Colton Orr, Mike Pelyk, Fred Perlini, Bill Root, Bob Rouse, Darryl Shannon, Greg Smyth, Leigh Verstraete, Blake Wesley, Rod Willard, Gary Yaremchuk.

29

Drake Berehowsky, Jerry D'Amigo, T.J. Brennan, Paul Evans, Martin Gerber, Todd Gill, Ken Hammond, Paul Higgins, Matt Lashoff, Joey MacDonald, Chris McRae, Mike Palmateer, Fred Perlini, Karel Pilar, Justin Pogge, Felix Potvin, Darryl Shannon, Brad Smith, Bill Thoms, Vincent Tremblay, Rinat Valiev.

30

Jean-Sebastien Aubin, Tom Barrasso, Allan Bester, Sebastien Centomo, Don Edwards, Bruce Gamble, Paul Harrison, Glenn Healy, Michel Larocque, Ron Low, Bernie Parent, Terry Sawchuk, Ben Scrivens, Al Smith, Rick St. Croix, Wayne Thomas, Vince Tremblay, Rick Wamsley, Dunc Wilson, Ken Wregget.

31

Don Beaupre, Allan Bester, Marcel Cousineau, Jiri Crha, Marv Edwards, Grant Fuhr, Pierre Hamel, Peter Ing, Curtis Joseph, Pavel Kubina, Murray McLachlin, Gord McRae, Bob Parent, Damian Rhodes, Al Smith, Garret Sparks, Ken Wregget.

32

Greg Britz, Joe Colborne, Mike Eastwood, Alex Foster, Pierre Hamel, Benoit Hogue, Wes Jarvis, Nick Kypreos, Josh Leivo, Daniel Marois, Chris McRae, Craig Muni, Frank Nigro, Fred Perlini, Ken Strong, Mikael Tellqvist, Steve Thomas, Kris Versteeg, Gary Yaremchuk, Ron Zanussi.

33

Mark Arcobello, Reid Bailey, Bates Battaglia, Don Beaupre, Jeff Brown, Luca Caputi, David Cooper, Tim Erixon, Doug Favell, Bob Halkidis, Benoit Hogue, Dave Hutchison, Al Iafrate, Craig Johnson, Matt Martin, Chris McAllister, Craig Muni, Curt Ridley, Wayne Thomas, Bob Wren.

34

Bryan Berard, Rob Cimetta, Rocky Dundas, Ted Fauss, Flash Hollett, Wes Jarvis, Terry Johnson, Maxim Kondratiev, Jamie Macoun, Craig Muni, Fred Perlini, Dave Reid, James Reimer, Jeff Serowik, Darryl Shannon, Leigh Verstraete, Ken Yaremchuk.

35

Normand Aubin, Bruce Boudreau, Marty Dallman, Jean-Sebastien Giguere, Pat Jablonski, Derek Laxdal, Drew MacIntyre, Marc Magnan, Jeff Reese, Curt Ridley, Rod Schutt, Corey Schwab, Vesa Toskala.

36

Brendan Bell, Frank Bialowas, Len Esau, Carl Gunnarsson, Scott Harrington, Greg McKeeg, Ken McRae, Mike Millar, Jamie Heward, Anton Stralman, Dmitry Yushkevich.

37

Carter Ashton, Casey Bailey, Tim Brent, Darby Hendrickson, Kasperii Kapanen, Trevor Kidd, Mark Kolesar, Eric Lacroix, Don MacLean, Jason Podollan, Doug Shedden, Dave Tomlinson, Ian White.

38

Colin Greening, David Harlock, Brad Leeb, Frazer McLaren, Jay Rosehill, Chris Snell, Yannick Tremblay.

39

Kelly Chase, Jeff Farkas, Matt Frattin, Simon Gamache, Travis Green, Mike Kennedy, Ladislav Kohn, Greg McKeeg, John Mitchell, William Nylander, Alexei Ponikarovsky, Eric Westrum, Clarke Wilm, Ron Zanussi.

40

Troy Bodie, Tie Domi, Kelly Fairchild, Michael Grabner, Ken McRae, Phil Oreskovic, Jussi Rynnäs.

41

Jason Allison, Paul Gagne, Eric Lacroix, Nikolai Kulemin, Nikita Soshnikov, Matt Stajan, Jiri Tlustý, Shayne Toporowski.

42

Kevyn Adams, Tyler Bozak, David Cooper, Tim Stapleton, Kyle Wellwood.

43

Ken Belanger, Nathan Dempsey, Nazem Kadri, Jay Harrison.

44

Brian Bradley, John Craighead, Anders Eriksson, Ryan Hollweg, Brayden Irwin, Staffan Kronwall, John McIntyre, Yanic Perreault, Morgan Rielly.

45

Jonathan Bernier, Carlo Colaiacovo, Mark Fraser, Marcel Mueller, Zdenek Nedved, Viktor Stalberg.

ALL-TIME JERSEY NUMBERS

46	David Broll, Joey Crabb, Tobias Lindberg, Ben Ondrus, Roman Polak.	73	Pavel Kubina.
47	Darryl Boyce, Leo Komarov.	77	Pavel Kubina.
48	Andrew Campbell, Ryan Hamilton, Jeremy Williams.	80	Nik Antropov.
49	Brendan Leipsic, Dmitri Yakushin.	81	Phil Kessel.
50	Darryl Boyce, Jonas Gustavsson, Stuart Percy.	84	Mikhail Grabovski.
51	Jake Gardiner, Jeff Hamilton, Rickard Wallin.	88	Eric Lindros.
52	Robbie Earl, Sean Haggerty, Alexander Karpovtsev, Martin Marincin.	89	Alexander Mogilny.
53	Sam Carrick, Mike Kostka, John Pohl.	92	Jeff O'Neill.
54	Frederik Gauthier, Kris Newbury.	93	Doug Gilmour, Alexander Godynnyuk.
55	Drake Berehowsky, Jason Blake, Korbinian Holzer, Viktor Loov, Danny Markov, Larry Murphy, Ric Jackman.	94	Sergei Berezin, Yanic Perreault.
56	Spencer Abbott, Andre Deveaux, Byron Froese, Andy Wozniwski.	96	Phil Housley.
57	Andrew MacWilliam.	99	Wilf Paiement.
59	Keith Aulie, Jamie-Devane, Jaime Sifers.		
63	Dave Bolland		
67	Brandon Kozun, Robert Svehla.		
71	David Clarkson, Mike Foligno.		
72	Mathieu Schneider.		

HOCKEY HALL OF FAME INDUCTEES



These esteemed members of the Hockey Hall of Fame all saw service either as a player or on the organizational side of the Toronto Arenas, Toronto St. Pats or Toronto Maple Leaf Hockey Club. Year in brackets indicates year elected.

BUILDERS



HAROLD E. BALLARD
(1977)



J.P. BICKELL
(1978)



PAT BURNS
(2014)



CLIFF FLETCHER
(2004)



JIM GREGORY
(2007)



WILLIAM A. HEWITT
(1947)



FOSTER HEWITT
(1965)



GEORGE "PUNCH"
IMLACH (1984)



DICK IRVIN SR.
(1958)



ROGER NEILSON
(2002)



PAT QUINN
(2016)



FRANK J. SELKE
(1960)



CONN SMYTH
(1958)

HOCKEY HALL OF FAME INDUCTEES

PLAYERS



JACK ADAMS
(1959)



GLENN ANDERSON
(2008)



SYL APPS
(1961)



GEORGE ARMSTRONG
(1975)



IRVINE "ACE" BAILEY
(1975)



ANDY BATHGATE
(1978)



ED BELFOUR
(2011)



MAX BENTLEY
(1966)



LEO BOIVIN
(1986)



JOHNNY BOWER
(1976)



WALTER "TURK" BRODA
(1967)



HARRY CAMERON
(1962)



GERRY CHEEVERS
(1985)



FRANK "KING" CLANCY
(1958)



SPRAGUE CLEGHORN
(1958)



CHARLIE CONACHER
(1961)



RUSTY CRAWFORD
(1962)



CLARENCE "HAP" DAY
(1961)



GORD DRILLON
(1975)



DICK DUFF
(2006)



CECIL "'BABE" DYE
(1970)



FERNIE FLAMAN
(1990)



RON FRANCIS
(2007)



GRANT FUHR
(2003)

HOCKEY HALL OF FAME INDUCTEES

HISTORY

PLAYERS



MIKE GARTNER
(2001)



DOUG GILMOUR
(2011)



GEORGE
HAINSWORTH (1961)



HAP HOLMES
(1972)



REGINALD "RED"
HORNER (1965)



TIM HORTON
(1977)



PHIL HOUSLEY
(2004)



SYD HOWE
(1965)



HARVEY "BUSER"
JACKSON (1971)



LEONARD "RED" KELLY
(1969)



TED KENNEDY
(1966)



DAVE KEON
(1986)



BRIAN LEETCH
(2004)



ERIC LINDROS
(2016)



HARRY LUMLEY
(1980)



FRANK MAHOVLICH
(1981)



LANNY McDONALD
(1992)



DICKIE MOORE
(1974)



LARRY MURPHY
(2004)



JOE NIEUWENDYK
(2011)



REG NOBLE
(1962)



BERT OLMSTEAD
(1985)



BERNIE PARENT
(1984)



PIERRE PILOTE
(1975)

PAGE 362

Cont'd...

HOCKEY HALL OF FAME INDUCTEES

PLAYERS



JACQUES PLANTE
(1978)



WALTER "BABE"
PRATT (1966)



JOE PRIMEAU
(1963)



MARCEL PRONOVOST
(1978)



BOB PULFORD
(1991)



BORJE SALMING
(1996)



TERRY SAWCHUK
(1971)



DAVID "SWEENEY"
SCHRINER (1962)




DARRYL SITTLER
(1989)



ALLAN STANLEY
(1981)



MATS SUNDIN
(2012)



NORM ULLMAN
(1982)



HARRY WATSON
(1994)

UNIFORM HISTORY

PRIOR TO THE INCEPTION OF THE MAPLE LEAFS

Once known as the Arenas and the St. Patricks, Toronto's premier hockey franchise became known as the Maple Leafs after a group headed by Conn Smythe purchased the team on Valentine's Day, February 14, 1927. Taking over a club that earned Stanley Cup championships in 1918 (Toronto Arenas) and 1922 (Toronto St. Pats), Smythe soon started laying the foundation that evolved into the current appearance of the storied Toronto Maple Leafs. Now in charge of Toronto's National Hockey League entry, Smythe's patriotic pride led him to decide on a Maple Leaf as the team's namesake and crest. The Maple Leaf was a proud national symbol to Smythe due to his military career. It is also said that he admired the team name of the East Toronto Maple Leaves whom he scouted regularly. The uniform colours remained green and white for the balance of the 1926-27 season out of respect for the previous organization but a makeshift jersey was employed that year as a Maple Leaf replaced the "St. Pats" on the chest. The next season, he changed the colours to blue and white, likely due to his long time involvement with the University of Toronto Blues hockey team who share the same colours. Past Public Relations Director, Stan Obodiac was fond of saying the blue represented the blue of the Canadian sky and the white represented the white of the Canadian snow.

1927-33


In 1927, the Leafs were the first NHL club to have both a home sweater (blue) and a road sweater (white). This distinction would continue for the following few seasons. Smythe's first proper uniform consisted of a dark blue home jersey with a series of thin-wide-thin striped bands on the arms, leggings and shoulders, and a 48-point Maple Leaf on the chest with the words "Toronto Maple Leafs" displayed upwards, like a smile, on the crest. The Leafs road uniform of the time was white with three stripes of equal width above and below the same Maple Leaf on the chest (just above the waist). These stripes were also on the back of the sweaters and the stockings.

1933-34

Same design, except the thin-wide-thin stripes on the neck and shoulders were replaced with three thin stripes of equal width.



George Patterson
1927-28



Charlie Conacher
1929-30



Sid Smith
1947-48

UNIFORM HISTORY

1934-37

The basic design of the Leaf uniform for the next four decades was established just prior to the Ace Bailey Benefit Game. The leggings remained the same – three sets of thin-wide-thin stripes – but the jersey itself consisted of two stripes of equal width on the arms and on the waist. There were no stripes on the shoulder, just a simple white band around the collar. The maple leaf crest remained unchanged. The road uniform was similar, with blue stripes and collar.

1937-67

The home uniform remained virtually unchanged during these years except for some subtle alterations to the Maple Leaf crest. The appearance of veins appeared on the crest. As well, the word “Toronto” curving downwards and “Maple Leafs” going straight across appeared in 1937. A 35-point Leaf crest was introduced in 1942. In 1947, the words “Toronto Maple Leafs” appeared in red, but the innovation was largely ceremonial and only lasted one semester. The first appearance of the captain’s “C” and the alternate captain’s “A” appeared during the 1946-47 season. Other modifications included: highlighting the Leaf crest with a white border (or blue border) and variations to the veins of the Leaf. In 1958, the neck was outfitted with a six-eyelet lace and tie, and this remained a feature of the Leaf uniform until 1973. In 1958, a major alteration was made to the Leafs’ road uniform when a solid blue yolk was added to the shoulder, extending from the neck to just above the stripe on the arm. In 1961, when the Leafs began to put numbers on the sleeves of the jersey, this stripe was tapered back to the top of the arm.

1967-70

The first major modification in four decades was made to both the Leafs’ home and road uniform prior to the start of the 1967 playoffs. The standard 35-point Leaf crest was replaced with a solid 11-point Maple Leaf – similar to the Maple Leaf displayed on the new Canadian flag – in celebration of Canada’s centennial year. “Toronto” still curved slightly downward. The two stripes on the arm and waist were replaced with one set of thin-wide-thin stripes, not unlike those on the Leaf uniform of 1928. The road uniform still retained the solid blue yolk on the shoulders.



Jim Thomson & Fernie Flaman
1952-53



Harry Watson, Harry Lumley, Sid Smith
1953-54

UNIFORM HISTORY

1970-92

Another distinctive change was made to the Leafs uniform prior to the start of the 1970-71 season, when the NHL introduced legislation requiring the home team to wear white uniforms at home. The crest that was introduced in 1967 was abandoned in favour of the 11-point Leaf with the word "Toronto" going straight across and running parallel to the words "Maple Leafs." The arm stripes on both home and away uniforms was discontinued, replaced with a solid yolk extending from the neck to the wrist. A solid stripe on the waist, two solid stripes on the stockings and a miniature Leaf crest on the shoulders completed the new uniform design. The Leafs went back to the tie down collar for 1973-74 to 1975-76. In 1975, the leggings were altered to have two stripes instead of three. In 1976-77, the collar went back to the V-neck shape. In 1977, names appeared on the back of the road uniform and by 1979, on the back of the home jersey as well. Ceremonial patches, such as those celebrating the 50th anniversary of the Gardens, commemorating the Heart and Stroke fund, and dedications to King Clancy and Harold Ballard were common features in the 1980s and early 1990s.

1992-2000

During selected games of the NHL's 75 Anniversary Season (1991-92), the Leafs wore an "Original Six" styled uniform, similar in design to the classic jerseys of the 1940s. The fans greeted the "old style" design enthusiastically and with that in mind, the first design changes to the Leafs uniform in 22 years occurred in 1992-93. The uniform was a mixture of the old - three sets of thin-thick-thin stripes on the socks, two stripes on the arm and waist with the solid shoulder and arm stripe being discontinued - and the new, with the distinctive 11-point Leaf crest remaining. The shoulder patch featured an old-style Leaf, much like the one featured on the "Original Six" uniform. Honoured sweater numbers were commemorated, for a time, by special shoulder patches on two Leaf jerseys first in 1993-94. The Leafs recognized the 65th anniversary of Maple Leaf Gardens by wearing the team's sweater, circa 1928, to 1931 for two games in 1996-97. Promoted as Heritage Sweaters, the team wore these replica sweaters (48-point Leaf crest) from the 1931 era. In 1997-98, the numerals and letters on the back of the sweater were modified to match the font of the Maple Leaf logo. A mesh-style under-arm was also incorporated. In 1998-99, in commemoration of the final National Hockey League action at the venerable Maple Leaf Gardens, a special jersey was worn for five home games and five road games. It featured the 35-point Leaf crest on the front and solid blue yolk along the shoulders. The jersey also incorporated the six-eyelet lace and tie which was a feature of the Leaf uniform from 1958 to 1973. The vintage sweater served as the team's third sweater from 1998-99 to 2010-11.



Allan Stanley
1963-64



Johnny Bower
1967-68



Eddie Shack
1973-74

UNIFORM HISTORY

2000-2010

Beginning in the 2000-01 season, the Leafs altered the jersey with a new Varsity Block number design (with a silver trim on the numbers and shoulder logos) on the sweater sleeves and backs. A stylized TML logo debuted as a shoulder patch instead of the old-style Leaf shoulder patch. A special evening took place on March 2, 2002 recognized the team's 75th season as the Maple Leafs. On this one night, the Leafs wore the green sweaters and brown pants, gloves and helmets of the St. Pats era. Prior to the 2007-08 season, the Leafs joined the other 29 NHL clubs by introducing a new version of their uniform. Here, the TML shoulder patches, plus the horizontal stripes around the waist and the silver trim around the numbers were removed from the sweater. The entire uniform was designed to repel water while having a more anatomical, lighter fit.

2010-2016

The Leafs introduced several substantial changes to the uniform that they had been wearing since 2007. Most noticeable was the return of the two horizontal stripes around the waist. The 'veined' old-style Leaf logo was returned to the shoulder of the jersey where it was worn from 1992-2000. In addition, the simple white band on the collar of the blue jersey returned and vice versa on the white jersey. The club again added a string lace collar for the home and away sweaters. Also, the sweater number and nameplate lettering fonts were changed and the numbers were not accentuated with a trim border unlike previous seasons. In 2011-12, the Leafs introduced the sweater and pants that was worn from 1967 to 1970 as its new current alternate sweater.

On January 1, 2014 the Leafs wore a sweater inspired by the Maple Leafs of the 1930's at the NHL's Winter Classic in Ann Arbor, Michigan. Toronto defeated Detroit by a score of 3-2 in a shootout in front of the largest audience in NHL history (105,491).

2016-17

The Maple Leafs will wear new uniforms inspired by the iconic Maple Leaf uniforms of the past, which feature a larger version of the team's new logo than in past uniforms to place emphasis on the badge. Other distinguishing details include the classic four stripes on the sleeves with a single band across the bottom of the sweater and "Honour. Pride. Courage." stitched inside the collar.

During the 2016-17 season, in addition to the new Maple Leafs uniforms, the club will pay tribute to its heritage in by wearing Toronto St. Pats uniforms for its home date against the Chicago Blackhawks on March 18, 2017 and will don special uniforms for the Centennial Classic at BMO Field on January 1, 2017.



Wendel Clark
1989-90



Dave Andreychuk
1993-94



Dion Phaneuf
2010

Maple Leaf Gardens

Designed by architects Ross and Macdonald, Maple Leaf Gardens accommodated 15,726 patrons and 100 standing room locations by the time it closed February 13, 1999. The building had 83 luxury suites and a members-only Hot Stove Club. Opening Night was just five and a half months after construction began on a parcel of land owned by Eaton's June 1, 1931. Approximately 700 workers were paid primarily in Gardens stock in place of regular wages during the Great Depression time period. The total cost to build the arena was \$1.5 million. Opening seat prices ranged from 95 cents to \$2.75. The Maple Leafs won their first Stanley Cup in their first season at Maple Leaf Gardens and the team claimed eight of their titles on Gardens' ice ('32, '42, '47, '49, '51, '63, '64 and '67). The building played host to the first ever NBA game (New York Knicks-Toronto Huskies on Nov. 1, 1946), Elvis Presley, The Beatles, The Rolling Stones, Frank Sinatra, Bob Hope, Muhammad Ali, and Joe Louis among countless other centre stage participants. Her Royal Highness Princess Elizabeth and Prince Philip were treated to a specially arranged period of exhibition hockey on October 13, 1951.

First Game: November 12, 1931, Lost 2-1 vs Chicago Black Hawks. Attendance 13,233

First Goal: November 12, 1931, Black Hawks' Harold "Mush" March against Lorne Chabot

First Goal By A Maple Leaf: November 12, 1931, Charlie Conacher against Charlie Gardiner

Last Game: February 13, 1999, Lost 6-2 vs Chicago Blackhawks. Attendance 15,726

Last Goal: February 13, 1999, Blackhawks' Bob Probert against Curtis Joseph


Last Goal By A Maple Leaf: February 13, 1999, Derek King against Jocelyn Thibault

Highest Leafs Totals At MLG

Goals	Points
Darryl Sittler 235	Darryl Sittler 524
Dave Keon 226	Dave Keon 521
Ron Ellis 186	George Armstrong 412
Frank Mahovlich 180	Borje Salming 398
Rick Vaive 174	Frank Mahovlich 376
George Armstrong 173	Ron Ellis 360
Wendel Clark 151	Bob Pulford 342
Bob Pulford 158	Norm Ullman 336
Ted Kennedy 138	Ted Kennedy 323
Ron Stewart 123	Rick Vaive 307

Highest Opponent Totals At MLG

Goals	Points
Gordie Howe 93	Gordie Howe 126
Alex Delvecchio 62	Johnny Bucyk 87
Johnny Bucyk 57	Alex Delvecchio 80
Henri Richard 53	Bobby Hull 80
Jean Beliveau 51	Wayne Gretzky 77
Bobby Hull 49	Jean Beliveau 75
Ted Lindsay 47	Maurice Richard 74
Maurice Richard 46	Henri Richard 73
Dean Prentice 45	Steve Yzerman 73
Dickie Moore 44	Denis Savard 66



Maple Leaf Gardens

Arena Gardens

In 1917, the National Hockey League was formed and it was a continuation of the National Hockey Association. The Toronto franchise, known as the Arenas, was purchased by six gentlemen from Eddie Livingstone and continued to play out of the same venue at 60 Mutual Street at Shuter. It became known as the Mutual Street Arena but for many years it was known as the Arena Gardens (the name of the team). It was built in 1911-12 from designs by F.H. Herbert and the firm of Ross and MacFarlane. The Arena cost \$200,000 to construct and was financed by a group of 15 businessmen. It seated about 8,000 people and the ice surface was Olympic size by today's standards (230 x 90 feet).

First Game: December 22, 1917, Won 11-4 vs Ottawa

First Goal: December 22, 1917, Ottawa's Rusty Crawford against Hap Holmes

First Goal by Toronto: December 22, 1917, Harry Meeking against Clint Benedict

Last Game: March 19, 1931, Won 8-2 vs Chicago

Last Goal: Leafs' Charlie Conacher (4-goal game), March 19, 1931 vs Chicago



Arena Gardens



LEGENDS ROW



At the inaugural Toronto Maple Leafs Fan Fest in 2014, the Maple Leafs officially unveiled 'Legends Row', a public statue in Maple Leaf Square that honours a number of greats who have worn the iconic Maple Leafs sweater.

Legends Row features a 30-foot granite bench, located just outside Gate 5 at Air Canada Centre. It will be a multi-phase project that will unveil bronze statues of a select group of distinguished players leading into the team's Centennial season in 2017 and beyond.

The statues for all players on Legends Row will be created by renowned sculptor and artist Erik Blome. His famous works include statues of Wayne Gretzky and Oscar De La Hoya at Staples Center in Los Angeles, a Chicago Blackhawks 75th Anniversary team tribute, a life-size statue of Rosa Parks at the Rosa Parks Museum and Library in Montgomery, Alabama, Dr. Martin Luther King and 'Heralds of 9/11', a noted Chicago-area monument using 22,000 lbs. of steel beams from the wreckage of the World Trade Center in New York City.

PLAYERS HONOURED ON LEGENDS ROW

SEPTEMBER 2014

Johnny Bower
Darryl Sittler
Ted Kennedy

SEPTEMBER 2015

Borje Salming
Mats Sundin

NOVEMBER 2015

Syl Apps
George Armstrong

OCTOBER 2016

Turk Broda
Tim Horton
Dave Keon





The 5th Season. When teammates become best mates.

We're proud to support over 8,000 community hockey teams across Canada. The 5th Season is the hockey season. It's when kids learn the value of working hard and enjoy the camaraderie of being part of a team. That's why we sponsor so many teams at the community level. So that more players grow up to support each other, and learn all of hockey's valuable lessons.

#The5thSeason

www.scotiabank.com/the5thseason

You're richer than you think.®*



®* Registered trademarks of The Bank of Nova Scotia.

NHL and the NHL Shield are registered trademarks of the National Hockey League. © NHL 2016. All Rights Reserved.



HONoured PLAYERS

HE COULD
TEND GOAL IN

A JOHNSON
& NEVER

BLINK
AN EYE

HAP DAY

#1
Turk
Broda



APPS
10



SYL APPS centre



BORN: JANUARY 18, 1915 PARIS, ONTARIO

DECEASED: DECEMBER 24, 1998

HONOURED BY LEAFS: OCTOBER 3, 1993

ALL-STAR TEAMS: FIRST ALL-STAR TEAM (1939, 1942),
SECOND ALL-STAR TEAM (1938, 1941, 1943)

TROPHIES: CALDER MEMORIAL TROPHY (1937),
LADY BYNG MEMORIAL TROPHY (1942)

HOCKEY HALL OF FAME INDUCTION: 1961

Perhaps the greatest athlete in the long history of the Toronto Maple Leafs was the inspirational Syl Apps. In addition to his fluid skating, accurate passing and quick shot, Apps excelled in football at Hamilton's McMaster University and even represented Canada as an Olympic pole-vaulter at the 1936 Summer Olympics in Berlin.

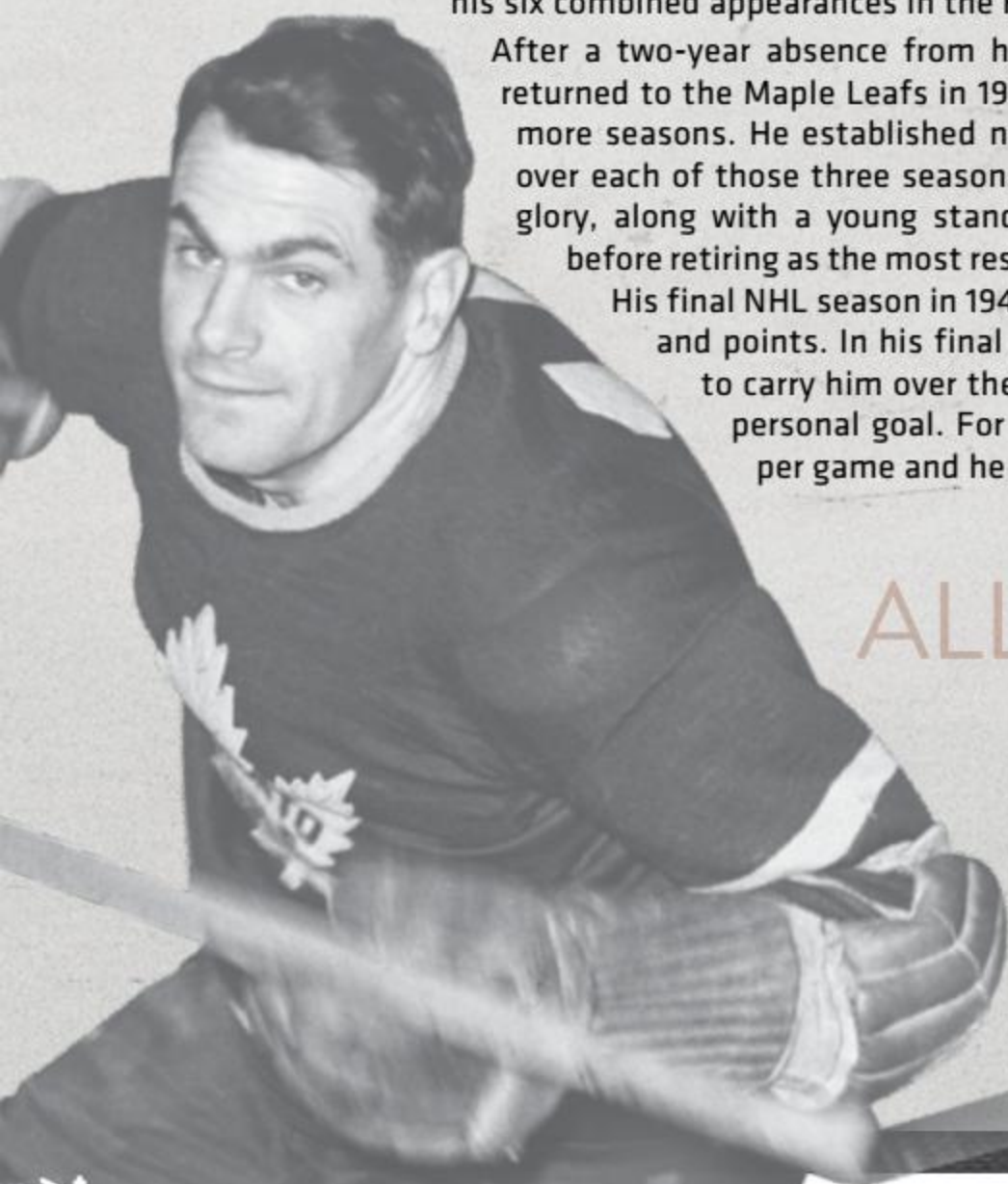
Make no mistake, though, Syl Apps became a household name when his hockey achievements were described across Canada through the airwaves by radio icon Foster Hewitt. Apps burst on to the NHL scene in 1936-37 and copped Rookie of the Year honours after placing second in league scoring with 45 points. He led the Maple Leafs in scoring in four of his first six seasons.

A catalyst on the ice, and the spiritual leader in the dressing room, Apps's first term as captain for Conn Smythe's Maple Leafs took place from 1940-41 to 1942-43 and from 1945-46 to 1947-48. As the team leader, Apps's squad overcame a three-game deficit to defeat Detroit in a stirring Stanley Cup Final in 1942--his first of three championships with Toronto as captain. Overall, he earned 21 points in his six combined appearances in the Final.

After a two-year absence from hockey while he served in the military, Apps returned to the Maple Leafs in 1945-46 and reassumed the captaincy for three more seasons. He established new career-highs in goals with 24, 25, and 26 over each of those three seasons. He helped the team recapture Stanley Cup glory, along with a young standout named Ted Kennedy, in 1947 and 1948 before retiring as the most respected and honourable Maple Leaf of all time.

His final NHL season in 1947-48 saw him reach career highs in both goals and points. In his final regular season contest, he earned a hat trick to carry him over the 200-goal plateau which had become his one personal goal. For his career, Apps averaged more than a point per game and he sits 17th on the club's all-time points list.

ALL STAR GAMES



SEASONS	CLUB	REGULAR SEASON					PLAYOFFS				
		GP	G	A	PTS	PIM	GP	G	A	PTS	PIM
1936-43, 45-48	Maple Leafs	423	201	231	432	56	69	25	29	54	8

*Entire NHL career spent with Maple Leafs

ARMSTRONG
10



GEORGE right wing ARMSTRONG



HONOURED PLAYERS

BORN: JULY 6, 1930 BOWLANDS, ONTARIO

HONOURED BY LEAFS: FEBRUARY 28, 1998

LEAFS ALL-TIME LEADER: MOST SEASONS (21),
REGULAR SEASON GAMES (1187), PLAYOFF GAMES (110)

TROPHIES: J.P. BICKELL MEMORIAL AWARD
(1959 - SHARED WITH BOB PULFORD)

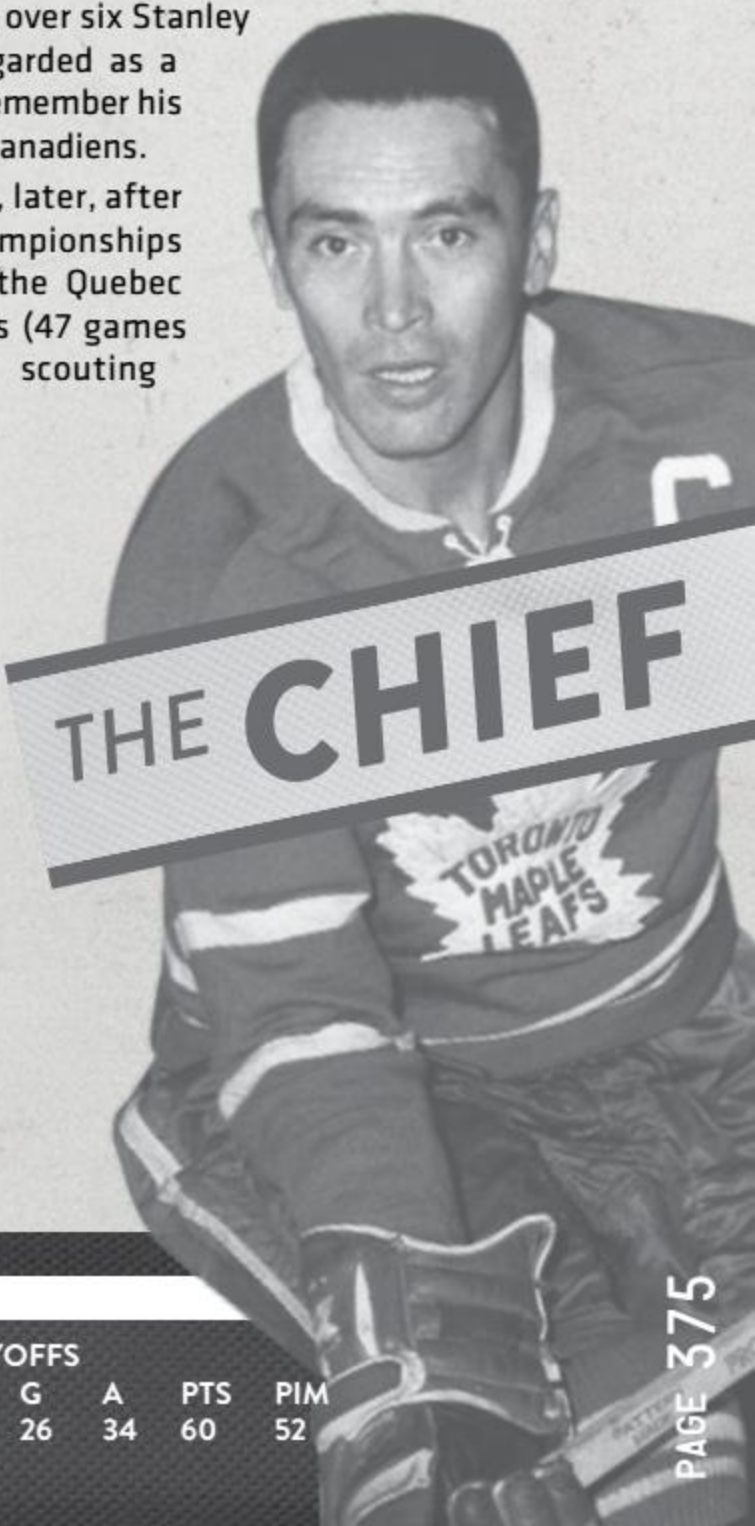
HOCKEY HALL OF FAME INDUCTION: 1975

Consistent, durable and hardworking were the hallmark descriptions of a 21-year career for George Armstrong in the National Hockey League, all with the Toronto Maple Leafs. Armstrong joined the Blue and White full time in the 1952-53 season and captained Toronto to their four most recent Stanley Cup championships in the 1960s.

Armstrong played in 1,187 career games for the Maple Leafs, which is the most games played in franchise history while serving the longest tenure of any captain in team history from 1957 to 1969. His club record for seasons played with the Leafs, 21, was spread out over parts of four decades beginning in 1949. The right-winger is among the Maple Leafs all-time leaders in many statistical categories ranking sixth in goals (296-tie), sixth in assists (417), fifth in points (713), and 19th in penalty minutes (721). Over his long career, he collected 15-or-more goals in a season 11 times.

Armstrong played in a Maple Leaf team record 110 playoff games, during which time he accumulated 60 points (26 goals, 34 assists), including 22 points over six Stanley Cup Final appearances. The strong two-way performer was regarded as a player that would deliver in key games and many fans will fondly remember his empty-net goal that sealed the 1967 Stanley Cup victory over the Canadiens.

Armstrong played with the Toronto Marlies in the late 1940s and, later, after his playing career, he coached the team to Memorial Cup championships in 1973 and 1975 before accepting a scouting position with the Quebec Nordiques in 1978. The "Chief" briefly coached the Maple Leafs (47 games in 1988-89) after joining the team's management and scouting department in 1988.



ALL STAR GAMES




SEASONS	CLUB	REGULAR SEASON					PLAYOFFS				
		GP	G	A	PTS	PIM	GP	G	A	PTS	PIM
1949-50, 51-71	Maple Leafs	1187	296	417	713	721	110	26	34	60	52

*Entire NHL career spent with Maple Leafs

BAILEY

6



IRVINE (ACE) BAILEY right wing



BORN: JULY 3, 1903 BRACEBRIDGE, ONTARIO

DECEASED: APRIL 7, 1992

BANNER CEREMONY DATE: OCTOBER 17, 1992

TROPHIES: ART ROSS TROPHY (1929)

HOCKEY HALL OF FAME INDUCTION: 1975

Ace Bailey's legacy can be traced back to the early roots of the Toronto franchise. The formidable duo of Bailey and Clarence (Hap) Day were the cornerstones of Conn Smythe's recently purchased hockey club in 1927 which was renamed "Maple Leafs". Playing in his first season for the Toronto St. Pats in 1926-27, Bailey was sixth in National Hockey League scoring. He later ascended to the top of league's goals and points charts in 1928-29.

Bailey led the Maple Leafs in goals and assists twice and points three times.

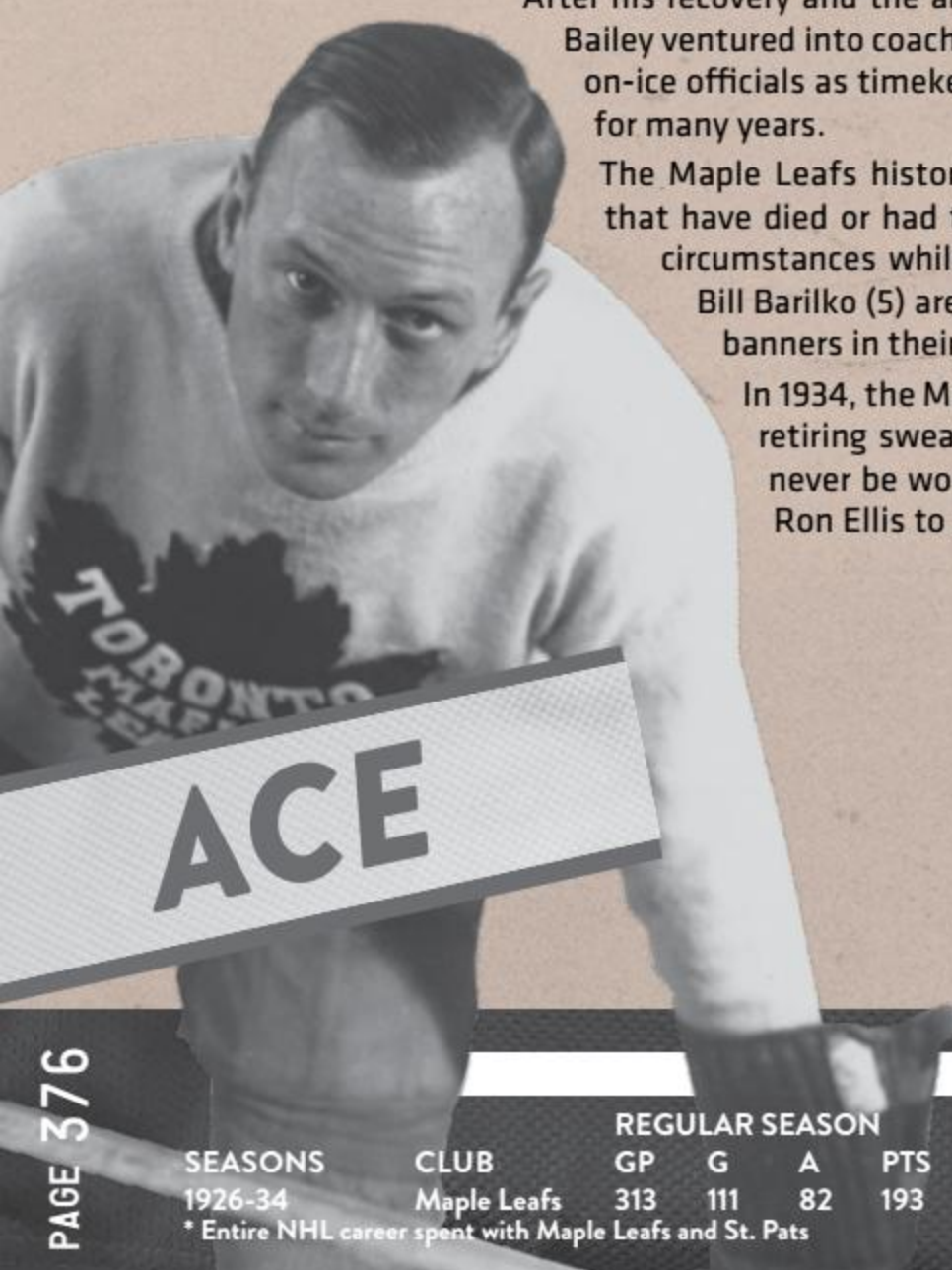
As Smythe assembled core players such as Charlie Conacher, Joe Primeau, and Harvey (Busher) Jackson to assume the offensive workload Bailey developed into a defensive specialist. Smythe reaped the rewards when his Toronto Maple Leafs captured the 1932 Stanley Cup on home ice in the opening season of his hockey palace, Maple Leaf Gardens. The Stanley Cup winning goal was scored by Bailey.

Bailey's fortunes, and those of the team, quickly turned in a game at Boston on December 12, 1933. The right-winger suffered a near-fatal skull fracture in a violent on-ice attack by the Bruins Eddie Shore. With Bailey's career over, the aftermath resulted in the NHL's first All-Star Game being played on February 14, 1934 at Maple Leaf Gardens. The proceeds of the Ace Bailey Benefit Game, featuring the league's brightest stars, assisted Bailey and his family. Shore and Bailey shook hands and smiled at centre ice.

After his recovery and the abrupt ending of his seven-plus seasons in the NHL, Bailey ventured into coaching university hockey and he later joined the staff of on-ice officials as timekeeper at Maple Leaf Gardens, where he was a fixture for many years.

The Maple Leafs historically only retire numbers of distinguished players that have died or had their career shortened due to tragic or catastrophic circumstances while being a member of the team. Ace Bailey (6) and Bill Barilko (5) are the two represented in this category and both have banners in their name at Air Canada Centre.

In 1934, the Maple Leafs began the professional sports tradition of retiring sweater numbers by declaring that Bailey's No. 6 would never be worn again by a Toronto player. But Bailey later asked Ron Ellis to wear his No. 6 because he admired his style of play.



ACE



SEASONS	CLUB	REGULAR SEASON					PLAYOFFS				
		GP	G	A	PTS	PIM	GP	G	A	PTS	PIM
1926-34	Maple Leafs	313	111	82	193	472	21	3	4	7	12

* Entire NHL career spent with Maple Leafs and St. Pats

BARILKO

5



BILL BARILKO

defence



HONOURED PLAYERS

BORN: MARCH 25, 1927 TIMMINS, ONTARIO

DECEASED: AUGUST 26, 1951

BANNER CEREMONY DATE: OCTOBER 17, 1992

Bill Barilko is entrenched in the Toronto Maple Leafs long list of Stanley Cup playoff heroes. He, more than all of the rest, however, is best remembered for a singular individual effort that capped a string of four Stanley Cup titles in five years. His diving, backhand shot eluded Montreal goaltender Gerry McNeil in overtime and gave the Maple Leafs the Stanley Cup in the fifth game of the 1951 Final series. All of the games during the tightly-contested Stanley Cup Final required overtime.

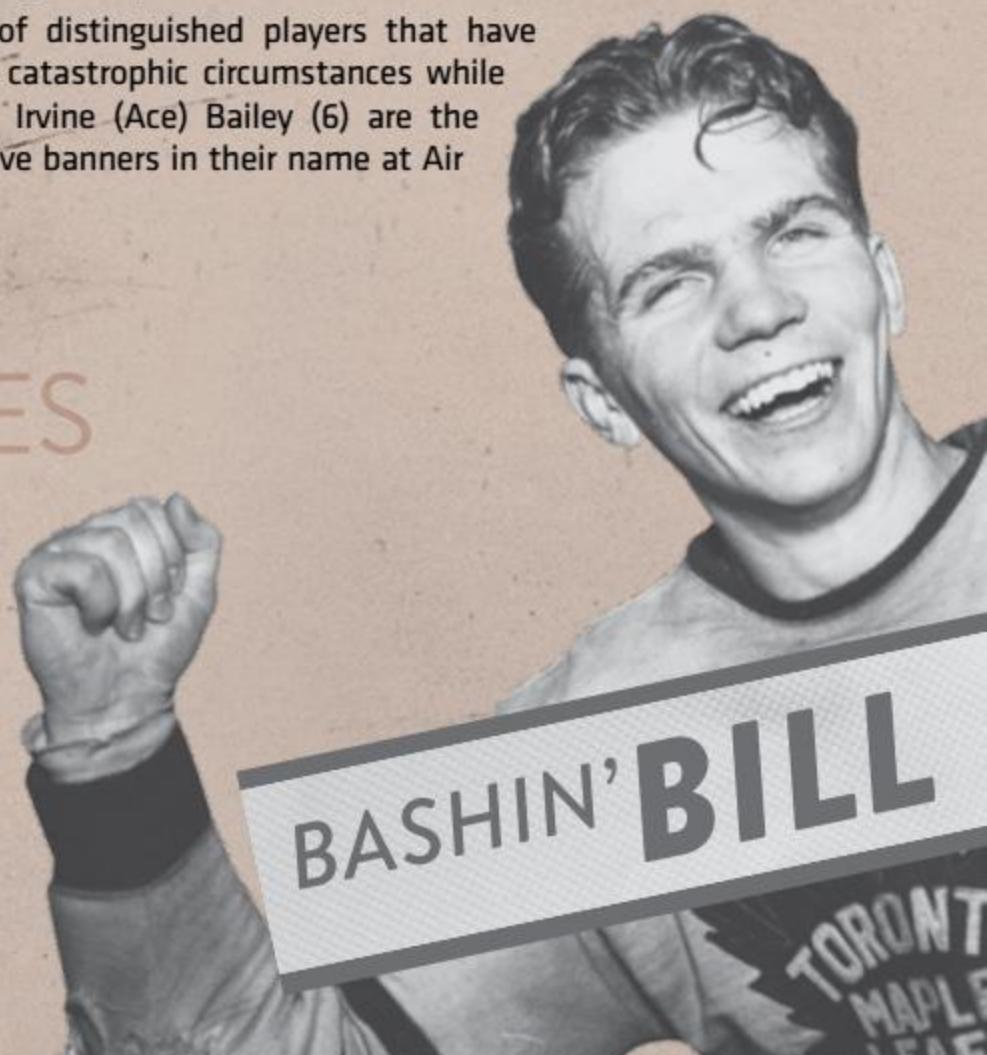
The euphoria of the championship would not last long as Barilko was killed at the age of 24 in a plane crash while on a fishing trip in northern Ontario in the offseason of 1951. In spite of the greatest search in Canada's northern history, the crash site was not discovered until 11 years later. Coincidentally, the Maple Leafs won their next Stanley Cup that same year in 1962.

Not known for his offensive prowess and without individual club records to his credit, Barilko was regarded as a hard-hitting, sturdy defender that was on the verge of stardom at the time of his death. Former teammate Howie Meeker was on the ice for Barilko's monumental goal and held him in high regard. "He was a heck of a hockey player. He would have been a hall of famer. There's no doubt in my mind. Every year he got better with the puck and he was a good defenceman—so tough. When he hit you, everything hurt."

As a 19-year old, he joined the Maple Leafs from their senior team, the Hollywood Wolves of the Pacific Coast Hockey League towards the end of the 1946-47 season and he never looked back. A devastating body-checker, "Bashin' Bill" helped the team win the Stanley Cup in each of his first three seasons plus the memorable 1951 showdown on a Saturday evening at Maple Leaf Gardens.

The Maple Leafs historically only retire numbers of distinguished players that have died or had their career shortened due to tragic or catastrophic circumstances while being a member of the team. Bill Barilko (5) and Irvine (Ace) Bailey (6) are the two represented in this special category and both have banners in their name at Air Canada Centre.

ALL STAR GAMES



BASHIN' BILL

SEASONS	CLUB	REGULAR SEASON					PLAYOFFS				
		GP	G	A	PTS	PIM	GP	G	A	PTS	PIM
1946-51	Maple Leafs	252	26	36	62	456	47	5	7	12	104

* Entire NHL career spent with Maple Leafs

PAGE 377

BOWER

1



JOHNNY BOWER

goaltender



BORN: NOVEMBER 8, 1924 PRINCE ALBERT, SASKATCHEWAN

HONOURED BY LEAFS: MARCH 11, 1995

ALL-STAR TEAMS: FIRST ALL-STAR TEAM (1961)

TROPHIES: VEZINA TROPHY (1961), (1965 – SHARED WITH TERRY SAWCHUK), J.P. BICKELL MEMORIAL AWARD (1960, 1964, 1965)

HOCKEY HALL OF FAME INDUCTION: 1976

Johnny Bower is truly a man of great class and perhaps the most revered and recognizable Toronto Maple Leaf of all time. He carries himself with a high degree of humility and, to this day, his popularity spreads across many generations of Toronto Maple Leafs fans.

Over 12 seasons in Toronto, Bower registered a winning career record of 220-161-79 in 472 games played, a 2.51 goals against average, along with 33 shutouts. Bower captured four Stanley Cups (1962, 1963, 1964, 1967) with the Maple Leafs despite winning his final championship at the tender age of 42. Bower was 45 when he retired as a player in 1970, making him the oldest goalie to have played in the NHL and his 1,144 games between the NHL and AHL is a record for most games by a goaltender. After retiring as a player, he joined the team's front office as a scout until 1990.

Bower won the Vezina Trophy as the NHL's Top Goaltender in 1961 and then shared the trophy with Maple Leafs teammate Terry Sawchuk in 1965. Bower was an NHL First Team All-Star in 1961.

When the Maple Leafs acquired Bower in 1958, he was approaching 34 years of age. Bower also had an illustrious 11-season American Hockey League career prior to playing in the NHL. During Bower's career in the AHL with Cleveland and Providence, he won four Calder Cup championships (1948, 1951, 1953, 1956), won the Les Cunningham Award as the League's Most Valuable Player three consecutive seasons (1956, 1957, 1958), and won the Harry Hap Holmes Award as the league's Top Goaltender on three occasions. He is the AHL's record-holder for most wins (359), and shutouts (45).

Bower was inducted into the Hockey Hall of Fame in 1976 and was one of the first seven members inducted to the AHL Hall of Fame in 2006. The Etobicoke Sports Hall of Fame (in western Toronto), the Saskatchewan Sports Hall of Fame, and most recently, Canada's Walk of Fame have all enshrined Johnny Bower.


Bower joined the Canadian Army in 1940 and he served his country in England before his discharge in 1944.



ALL STAR GAMES



THE CHINA WALL




SEASONS	CLUB	REGULAR SEASON				PLAYOFFS			
		GP	W-L-T	SO	AVG	GP	W-L	SO	AVG
1958-70	Maple Leafs	472	220-161-79	33	2.51	74	35-34	5	2.47

* Toronto Maple Leafs statistics

BRODA

1



WALTER (TURK) BRODA

goaltender



HONOURED PLAYERS

BORN: MAY 15, 1914 BRANDON, MANITOBA

DECEASED: OCTOBER 17, 1972

HONOURED BY LEAFS: MARCH 11, 1995

LEAFS ALL-TIME GOALTENDING LEADER: WINS (302), SHUT-OUTS (62), PLAYOFF GAMES (101), PLAYOFF WINS (60), PLAYOFF SHUTOUTS (13), REGULAR SEASON GAMES (629)

ALL-STAR TEAMS: FIRST ALL-STAR TEAM (1941, 1948), SECOND ALL-STAR TEAM (1942)

TROPHIES: VEZINA TROPHY (1941, 1948)

HOCKEY HALL OF FAME INDUCTION: 1967

A quick glance of the Maple Leafs' record book will certainly present the case that Walter (Turk) Broda is the most decorated goalie in team history. No other goalie in team history, during the regular season, has won more games (302) and recorded more shutouts (62) while playing in a team-high 629 games. His success as a champion, however, is measured by the marks set in Leafs' annals during 13 postseasons with the team.

Broda holds team goaltending records in the playoffs for most career games (101), wins (60), and shutouts (13) while backstopping the Leafs to five Stanley Cup titles which is the most by one netminder in club history. He was at his finest in the playoffs as his career goals against average of 1.98 in playoff competition was far superior to his 2.53 regular season mark. He held the league record for playoff shutouts until he was surpassed for top spot by Jacques Plante in 1970.

The always colourful goaltender was purchased by Conn Smythe for \$8,000 from the Detroit Red Wings and replaced George Hainsworth in 1936-37. It would be an astute move as Toronto reached the Stanley Cup Final in 1938, 1939, and 1940. Triumph finally came to the Leafs in 1942 as they overcame losses in the first three games to Detroit in the Final and became the first and only professional sports team to capture the championship crown after facing a three game deficit in a best-of-seven final series showdown. Broda was the backbone of the most successful dynasty in the long history of the franchise as the Leafs became the first NHL team to win three consecutive Stanley Cups to close out the 1940s. His final championship occurred in the Leafs' successful title run in 1951 when Toronto ousted the Canadiens as each game in the five-game series needed overtime.

Broda's playing 'resume' would have been even more impressive had he not missed the 1943-44 and 1944-45 seasons to join the military.

As one of the true characters in team history, the popular Broda ventured into coaching after his playing days and he would go on to lead the Toronto Marlboros to consecutive Memorial Cup wins in 1955 and 1956.

ALL STAR GAMES



1942 1947 1948 1949 1951

TURK


SEASONS	CLUB	REGULAR SEASON				PLAYOFFS			
		GP	W-L-T	SO	AVG	GP	W-L	SO	AVG
1936-43, 45-52	Maple Leafs	629	302-224-101	62	2.53	101	60-39	13	1.98

*Entire NHL career spent with Maple Leafs

PAGE 379

CLANCY

7



FRANK (KING) CLANCY

defence



BORN: FEBRUARY 25, 1903 OTTAWA, ONTARIO

DECEASED: NOVEMBER 8, 1986

HONOURED BY LEAFS: NOVEMBER 21, 1995

ALL-STAR TEAMS: FIRST ALL-STAR TEAM (1931, 1934),
SECOND ALL-STAR TEAM (1932, 1933)

TROPHIES: J.P. BICKELL MEMORIAL AWARD (1972)

HOCKEY HALL OF FAME INDUCTION: 1958



King Clancy's exploits are traced to the very formation of Conn Smythe's Toronto Maple Leafs in the 1930s. With the Ottawa Senators in financial straits in 1930, Smythe seized the opportunity and acquired the established defenceman in one of the greatest transactions in team history. With Smythe's board of directors willing to offer two players and only \$25,000 of Ottawa's \$35,000 asking price, the Maple Leafs owner was determined to find a way to secure Clancy's services for his upstart hockey club. Smythe's run of luck, and smart racetrack gamble on his own horse, Rare Jewel, paved the way for Toronto to pay the balance of Ottawa's asking price. The win by the longshot filly holds a special place in Maple Leafs' lore.

Despite being one of the smallest defencemen to ever play in the National Hockey League, the aggressive Clancy never backed down from larger opponents. In just his second campaign in Toronto, and paired with Hap Day, Clancy helped the team win the 1932 Stanley Cup during the inaugural season of hockey at Maple Leaf Gardens. He was a First or Second team NHL All-Star four years in a row from 1930-31 to 1933-34, and he regularly placed among the top-scoring rearguards in the NHL.

Teaming with "The Kid Line" of Joe Primeau, Harvey (Busher) Jackson and Charlie Conacher, the Maple Leafs won three Canadian Division titles and were on their way to a fourth when Clancy retired in early 1936-37.

After his playing days, the colourful Clancy briefly coached the Montreal Maroons and he also was employed as a referee. He returned to coach the Maple Leafs from 1953 to 1956, then worked as an assistant general manager for Punch Imlach. The dedicated Irishman also served emergency stints behind Toronto's bench in 1966-67 and 1972-73.

Always popular with fans and media alike, the affable Clancy settled into a goodwill ambassador role for the Maple Leafs in his later years. All told, the beloved Clancy was associated with the Blue and White in some capacity for 56 years.

King Clancy has an NHL trophy named in his honour. It has been awarded annually since 1988 to "the player who best exemplifies leadership qualities on and off the ice and has made a noteworthy contribution to his community."



ALL STAR GAMES

1934


1937



1932

SEASONS	CLUB	REGULAR SEASON					PLAYOFFS				
		GP	G	A	PTS	PIM	GP	G	A	PTS	PIM
1930-37	Maple Leafs	286	52	78	130	383	37	6	6	12	54

* Toronto Maple Leafs statistics



CLARK
17

WENDEL CLARK

left wing



BORN: OCTOBER 25, 1966 KELVINGTON, SASKATCHEWAN

HONOURED BY LEAFS: NOVEMBER 22, 2008

LEAFS ALL-TIME LEADER: PLAYOFF GOALS (34)

ALL-STAR TEAMS: ALL-ROOKIE TEAM 1986

HONOURED PLAYERS

It didn't take long for the high expectations of Maple Leafs fans on NHL Draft day in 1985 to be realized. Chosen by the Maple Leafs with the first overall selection, Wendel Clark's truculent style and heavy wrist shot quickly endeared him to the Leafs' faithful starting just a few months later. In 1985-86, Clark established a club scoring record for rookies by registering a team-high 34 goals and his 'rough and tumble' approach was even on display in the NHL All-Star Game that same season. He was named to the NHL All-Rookie Team and he was second in voting for the Calder Trophy as NHL Rookie of the Year.

The native of Kelvington, Saskatchewan captained the Maple Leafs from 1991 to 1994 and set career highs in goals (46), assists (30) and points (76) during the 1993-94 season. During the Leafs stirring playoff runs to the 1993 and 1994 conference finals, Clark's accomplishments included; a conference final road hat trick in Game Six (1993) versus Los Angeles followed by two goals in Game Seven, two goals in Game Seven versus the Blues in the 1993 conference semi-finals, and two goals in both 'elimination games' (Game Six and Seven) of the 1994 conference semi-final's against the Sharks.

He was selected to the club's 'Top 25 Players List' during the team's 75th Anniversary Season in 2001-02.

In three stints, 608 games and 13 seasons spent with the club, the left-winger ranks among the Maple Leafs all-time leaders in points (16th, 441), goals (8th, 260), penalty minutes (3rd, 1535), playoff points (4th, 61) and playoff goals (1st, 34).

Clark announced his retirement as a player on June 29, 2000 and he is certainly one of the most beloved Toronto Maple Leafs over the past 25 years. On November 2, 2000, Clark was named a community representative for the organization. Along with Darryl Sittler, Clark represents the hockey club in all areas of Marketing, Community Relations, and Alumni Relations.



ALL STAR GAMES



SEASONS	CLUB	REGULAR SEASON					PLAYOFFS				
		GP	G	A	PTS	PIM	GP	G	A	PTS	PIM
1985-94, 96-98, 2000	Maple Leafs	608	260	181	441	1535	79	34	27	61	185

* Toronto Maple Leafs statistics

PAGE 381

CONACHER

9



CHARLIE CONACHER right wing



BORN: DECEMBER 20, 1909 TORONTO, ONTARIO

DECEASED: DECEMBER 30, 1967

HONOURED BY LEAFS: FEBRUARY 28, 1998

ALL-STAR TEAMS: FIRST ALL-STAR TEAM (1934, 1935, 1936)
SECOND ALL-STAR TEAM (1932, 1933)

TROPHIES: ART ROSS TROPHY (1934, 1935)

HOCKEY HALL OF FAME INDUCTION: 1961

After taking control of the Toronto St. Pats in the back half of the 1920s,* Major Conn Smythe's aspirations as founder and owner of the new Toronto Maple Leafs required a centerpiece player. For the team to perform to his high standards on the ice, and at the gate, Smythe needed Charlie Conacher. His signing paid instant dividends. Patrolling the right side up front, Charlie Conacher was the Maple Leafs first player worthy of superstar status in National Hockey League circles.

The former Toronto Marlboro is best remembered as the right-winger on the famous "Kid Line" along with Joe Primeau and Harvey (Busher) Jackson. The prolific trio dominated the NHL's scoring race during their prime and he was named either a First or Second Team All-Star at right wing from 1932 to 1936. Conacher led the team in goals during the regular season and the playoffs when the

Maple Leafs christened Smythe's new hockey palace, Maple Leaf Gardens, with a Stanley Cup championship in 1932. With Conacher and defenceman King Clancy leading the Blue and White charges, the club won the Canadian Division championship four times and the team played in five Stanley Cup Finals during the 1930s.

During a nine-year career with Toronto, Charlie Conacher led the National Hockey League in goals on five occasions and he led the circuit in points in 1934 and 1935.

Blessed with good size and a heavy shot, "The Big Bomber" captained the Maple Leafs in 1937-38. The NHL's best right-winger during the 1930s scored the first-ever goal by a Maple Leaf at Maple Leaf Gardens and he continued a torrid goal scoring pace on the way to becoming the first Maple Leaf to reach the 200 goal plateau.

Conacher ranks 13th on the club's all-time goals list (200). He is the only Maple Leaf in team history to record a three-goal game (10 times), a four-goal game (three times), and a five-goal game.


Charlie Conacher was the best hockey player in one of Canada's great athletic families. Brothers Roy, Charlie and Lionel are all members of the Hockey Hall of Fame, while Charlie's son, Peter, and Lionel's son, Brian, also played in the NHL.



THE BIG BOMBER

ALL STAR GAMES

1934 1937




1932

SEASONS	CLUB	REGULAR SEASON					PLAYOFFS				
		GP	G	A	PTS	PIM	GP	G	A	PTS	PIM
1929-38	Maple Leafs	326	200	124	324	411	41	14	12	26	39

* Toronto Maple Leafs statistics

DAY

4



CLARENCE (HAP) DAY defence



HONOURED PLAYERS

BORN: JUNE 14, 1901 OWEN SOUND, ONTARIO

DECEASED: FEBRUARY 17, 1990

HONOURED BY LEAFS: OCTOBER 4, 2006

HOCKEY HALL OF FAME INDUCTION: 1961

Hap Day epitomized the pride of the Toronto Maple Leafs over a 33-year association with the hockey club. He has the distinction of being the only person to serve as the team's captain, coach and general manager.

While playing with the Maple Leafs predecessors, the Toronto St. Pats, Day played left wing on a line with Jack Adams and Babe Dye before being converted to a defenceman. An original Maple Leaf when the team was founded in February 1927, Day served as team captain for the first Stanley Cup winning team (1932) which came five months after the opening of Maple Leaf Gardens.

His 10-year term as team captain from 1927-28 to 1936-37 is the third-longest tenure in team history behind only George Armstrong and Mats Sundin. He tied an NHL record for defencemen on November 19, 1929 at Pittsburgh by scoring four goals in one game.

Day's legacy in Maple Leafs history is etched in the Original Six franchise's first half-century Stanley Cup coaching record book. Only Scotty Bowman (9) and Toe Blake (8) have coached their NHL teams to more Stanley Cup titles. As coach, Day's name can be found five times on the Stanley Cup by coaching the Blue and White to championships in 1942, 1945, 1947, 1948 and 1949 and he is the Maple Leafs all-time coaching leader in playoff wins with 49 and third in regular season wins with 259. The 1942 championship team is the only NHL Stanley Cup Final team to overcome a three-game deficit and remains only one of three teams to accomplish the feat in overall league playoff history. Under his guidance, the team's glory years that rounded out the 1940s marked the first time an NHL team claimed the Stanley Cup in three straight campaigns.

Interestingly enough, when Maple Leaf Gardens opened in 1931, the personable and outgoing Day operated a pharmacy located just west of the main entrance. He retired from the New York Americans and the NHL in 1938 and turned to refereeing for a couple of years before embarking on his highly successful career as bench boss of the Leafs. Day also served as Conn Smythe's assistant general manager in the 1950s.



ALL STAR GAMES

1934 1937

COACHING




SEASONS	CLUB	REGULAR SEASON					PLAYOFFS				
		GP	G	A	PTS	PIM	GP	G	A	PTS	PIM
1926-37	Maple Leafs	476	62	99	161	528	45	4	7	11	56

* Toronto Maple Leafs and St. Pats statistics (1926-27)

PAGE 383

GILMOUR
93



DOUG centre GILMOUR



BORN: JUNE 25, 1963 KINGSTON, ONTARIO

HONOURED BY LEAFS: JANUARY 31, 2009

LEAFS ALL-TIME LEADER: PLAYOFF ASSISTS (60),
PLAYOFF POINTS (77)

TROPHIES: FRANK J. SELKE TROPHY (1993), J.P. BICKELL
MEMORIAL AWARD (1993)

HOCKEY HALL OF FAME INDUCTION: 2011

Having won a Stanley Cup with Calgary in 1989, Doug Gilmour welcomed the opportunity to assume the lead role at both ends of the rink while playing closer to home in Toronto.

The Kingston, Ontario native joined the Blue and White from the Flames as the central figure in a 10-player trade, still the largest swap of players in the history of the league on January 2, 1992. He became a two-way force and a Hart Trophy (Most Valuable Player) candidate twice while capturing the Frank J. Selke Trophy (Top Defensive Forward) for the resurgent Maple Leafs in 1992-93. His outstanding achievements with Toronto include: establishing the team's career playoff points (77) and assists (60) records in just 52 playoff games, setting the team's single season records for points (127) and assists (95) in 1992-93 and tying a club record by recording six assists in one regular season game (Babe Pratt was the other).

Gilmour became the Maple Leafs most prolific point producer since Darryl Sittler by placing seventh and fourth, respectively, in NHL points in 1992-93 and 1993-94. The inclusion in the Top 10 in league scoring marked the first such occasion since Sittler accomplished the feat in 1979-80. He also holds the highest regular-season points-per-game average in Maple Leafs history (1.15) and fans will always remember the 1993 double overtime playoff goal on home ice against Curtis Joseph of the Blues and the club record 16 points in the 1994 playoff series against the Sharks.

The centremen succeeded Wendel Clark as team captain for three years starting in 1994. He made an indelible mark in the community by donating \$93 for each assist to the Children's Wish Foundation, and other local youth charities, during his run at the assist and point records in the Maple Leafs' record book from 1992 to 1994.

Gilmour was selected to the club's 'Top 25 Players List' during the team's 75th Anniversary Season in 2001-02.

He announced his retirement on September 8, 2003, six months after rejoining the Maple Leafs from the Montreal Canadiens at the NHL trade deadline.

Gilmour was presented with hockey's highest honour on November 14, 2011; induction to the Hockey Hall of Fame.

ALL STAR GAMES



1947 1948 1949 1951



SEASONS	CLUB	REGULAR SEASON					PLAYOFFS				
		GP	G	A	PTS	PIM	GP	G	A	PTS	PIM
1992-97, 2003	Maple Leafs	393	131	321	452	386	52	17	60	77	90

* Toronto Maple Leafs statistics

HORTON

7



TIM HORTON

defence



HONOURED PLAYERS

BORN: JANUARY 12, 1930 COCHRANE, ONTARIO

DECEASED: FEBRUARY 21, 1974

HONOURED BY LEAFS: NOVEMBER 21, 1995

LEAFS ALL-TIME LEADER: REGULAR SEASON GAMES BY DEFENCEMAN (1185), REGULAR SEASON PENALTY MINUTES BY DEFENCEMAN (1389), PLAYOFF GAMES BY DEFENCEMEN (97)

ALL-STAR TEAMS: FIRST ALL-STAR TEAM (1964, 1968, 1969), SECOND ALL-STAR TEAM (1954, 1963, 1967)

TROPHIES: J.P. BICKELL MEMORIAL AWARD (1969)

HOCKEY HALL OF FAME INDUCTION: 1977

Opposition forwards experienced a great deal of angst when the schedule presented a matchup against the Toronto Maple Leafs and strongman, Tim Horton. During much of Horton's superb career in a Maple Leafs uniform, he was recognized as one of the strongest players in the game and one of the league's best defencemen.

A product of the Maple Leafs farm system, the St. Michael's College graduate was talented enough to rush the puck effectively and he possessed a very accurate slapshot from the point. Horton joined the Maple Leafs in 1952-53 for good after an apprenticeship with Pittsburgh in the American Hockey League. In just his second season in the National Hockey League, he was named a Second-Team All-Star. Horton and defence partner Allan Stanley later formed the backbone of a strong blueline corps that sipped from Lord Stanley's mug on four occasions during the 1960s.

Not surprisingly, Horton is the ultimate "Maple Leafs Ironman". He holds the franchise record for playing in 486 consecutive games from February 11, 1961 to February 4, 1968. Horton would compete in 1,185 games over parts of 20 seasons. He trails only George Armstrong on the team's lists for 'most seasons played' and 'most games played'. He ranks third among all-time team defencemen with 109 goals, 349 assists, and 458 points in the regular season. He was the first player to play in 1,000 games for Toronto.

Horton is 14th on the team's all-time regular season points list and 15th on the franchise's playoff points list with 41. No other defenceman has played in more playoff games than the 97 played by Horton. During the successful 1962 Stanley Cup title run, Horton led the entire team during the post season with 13 assists and 16 points in 12 games. Chicago centreman Stan Mikita was the only player to have more points that spring.

Born Miles Gilbert Horton, the hockey legend is perhaps best remembered today for his popular Tim Hortons coffee shops which he started during his playing days.

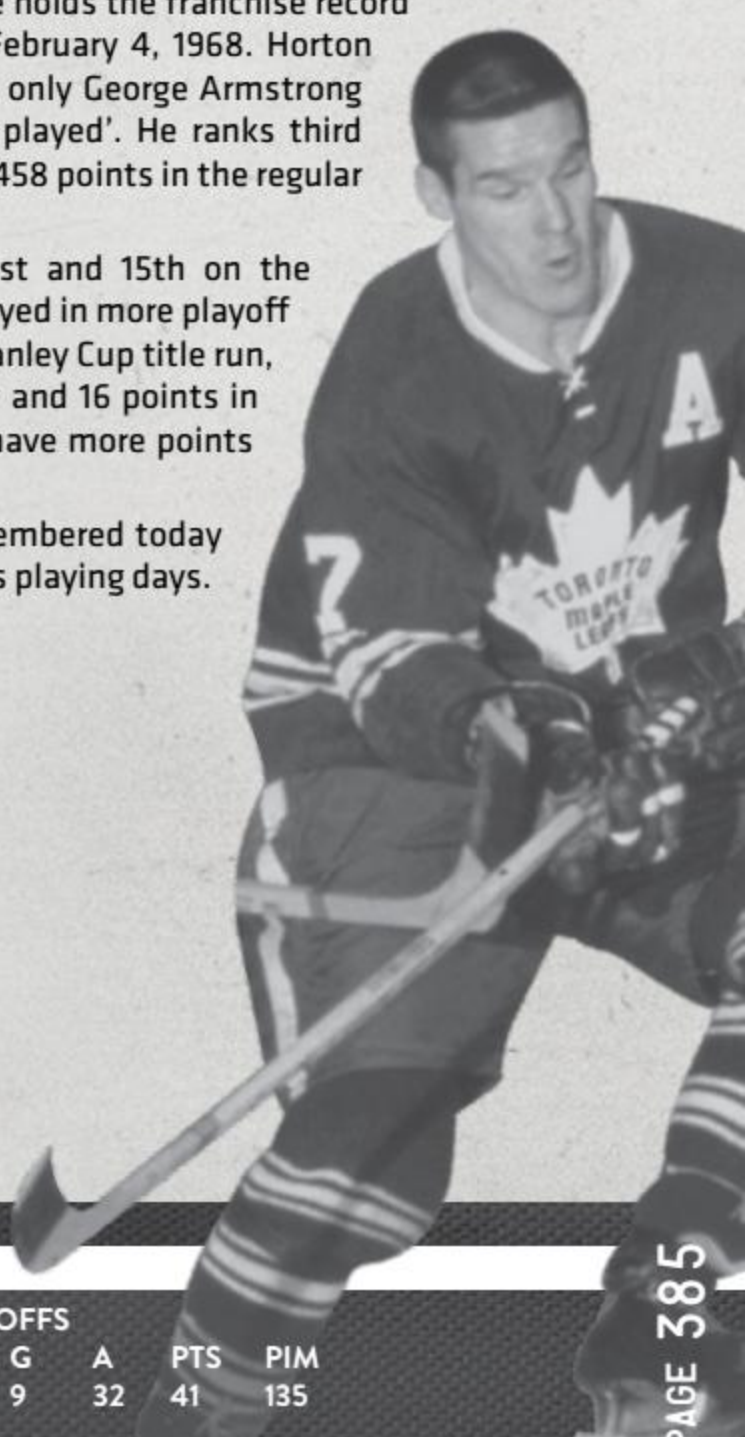
ALL STAR GAMES



1962 1963 1964 1967

SEASONS	CLUB	REGULAR SEASON					PLAYOFFS				
		GP	G	A	PTS	PIM	GP	G	A	PTS	PIM
1949-50, 51-70	Maple Leafs	1185	109	349	458	1389	97	9	32	41	135

* Toronto Maple Leafs statistics



PAGE 385

KELLY

4



LEONARD (RED) KELLY centre



BORN: JULY 9, 1927 SIMCOE, ONTARIO
HONOURED BY LEAFS: OCTOBER 4, 2006
TROPHIES: LADY BYNG TROPHY (1961),
 J.P. BICKELL MEMORIAL AWARD (1961)
HOCKEY HALL OF FAME INDUCTION: 1969

Red Kelly's talent and versatility were never more evident by the way he successfully converted to the centre position with Toronto after all-star service on the blue line of the Detroit Red Wings. After his arrival in 1960 from the Red Wings, Kelly's winning habits were a key ingredient in four Stanley Cup championships in eight seasons for the Toronto Maple Leafs. This championship total 'book-ended' the four he had already achieved in his celebrated tenure in the Motor City.

Upon his arrival to the Maple Leafs, trainer Tommy Naylor felt that Kelly should wear the number four since it was worn with great distinction earlier by Hap Day, Bob Davidson and Harry Watson. Naylor's instincts were on the mark. Thriving in his new role down the middle, Kelly accumulated the most playoff points (55) of any Maple Leaf during the dynasty of the 1960s. A three-time 20-goal man with Toronto, Kelly led the team in assists twice and he was an extremely effective pivot playing on a line with dynamic goal scorer, Frank Mahovlich.

Kelly, roundly recognized as one of the game's most honourable men, was a four-time recipient of the NHL's Lady Byng Trophy, including one captured in 1960-61 as a Maple Leaf. The trophy is in recognition for his sportsmanship and gentlemanly conduct.

Following in the footsteps of many Toronto standouts, Kelly would also make his mark in the club's all-time coaching register. In 1976, Maple Leaf followers will fondly recall Kelly's 'pyramid power' -an attempt to harness power by placing pyramids beneath their bench-during the club's postseason. His clubs would earn playoff berths in each of his four seasons behind the bench from 1973 to 1977 and they advanced to the second round on three of those occasions. He posted 133 regular season coaching wins which places him in a tie for fifth place with Pat Burns on the team's all-time wins list.

As a tribute to his contribution to the game, Kelly was elected to the Hall of Fame after only two seasons instead of the customary five seasons at that time. He also served two terms in Canada's Parliament (1962 to 1965) during his playing days with Toronto.

ALL STAR GAMES



1962 1963 1964 1967

RED

SEASONS	CLUB	REGULAR SEASON					PLAYOFFS				
		GP	G	A	PTS	PIM	GP	G	A	PTS	PIM
1960-67	Maple Leafs	470	119	232	351	74	70	17	38	55	16

* Toronto Maple Leafs statistics

KENNEDY

9



TED (TEEDER) KENNEDY centre



HONOURED PLAYERS

BORN: DECEMBER 12, 1925 HUMBERSTONE, ONTARIO

DECEASED: AUGUST 25, 2009

HONOURED BY LEAFS: OCTOBER 3, 1993

LEAFS ALL-TIME LEADER: STANLEY CUP FINAL POINTS (23 POINTS IN 26 GAMES PLAYED)

ALL-STAR TEAMS: SECOND ALL-STAR TEAM (1950, 1951, 1954)

TROPHIES: HART MEMORIAL TROPHY (1955), J.P. BICKELL MEMORIAL AWARD (1953, 1955)

HOCKEY HALL OF FAME INDUCTION: 1966

During the 1940s, the backbone of the first team in NHL history to capture three consecutive Stanley Cups was Ted (Teeder) Kennedy. The Maple Leafs closed out the decade with championships in 1947, 1948 and 1949. Kennedy was the captain of the victorious 1949 and 1951 squads and his third period goal in Game Six of the 1947 Stanley Cup Final proved to be the game-winning goal against the Montreal Canadiens to start the dynasty.

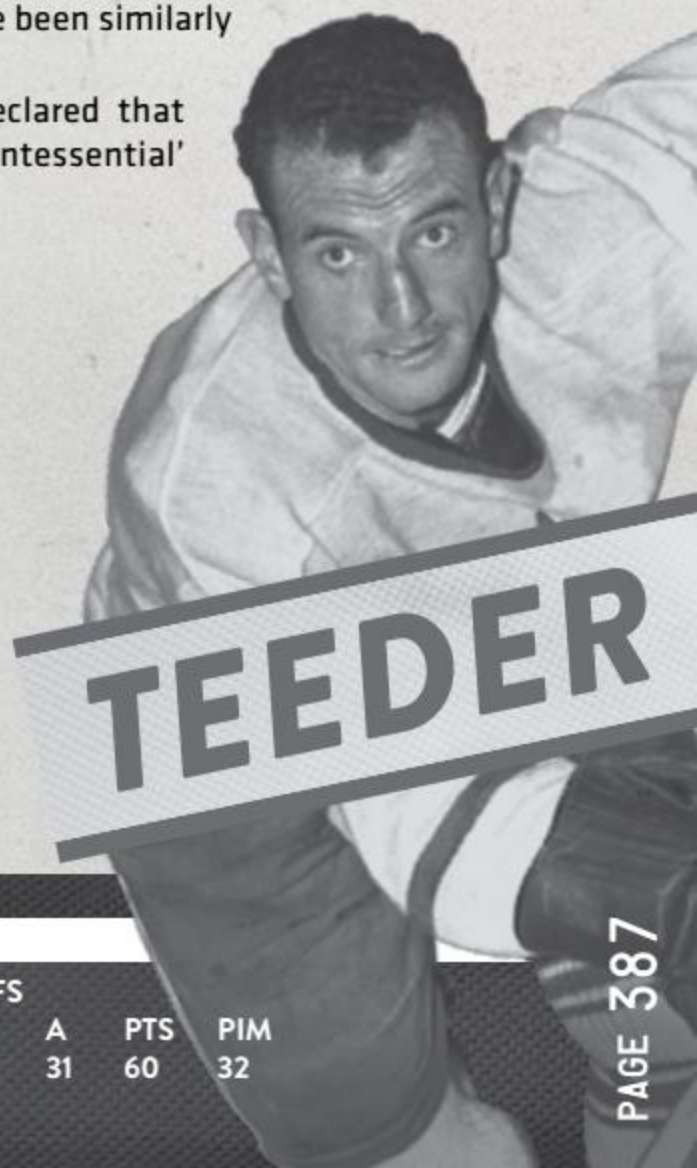
Kennedy played 14 seasons in the NHL, all of them with the Toronto Maple Leafs. During the war period, Kennedy began his career in the 1942-43 season after the Maple Leafs acquired his rights from the Montreal Canadiens in exchange for Frankie Eddolls. Kennedy was the second-youngest player to wear the Toronto uniform and he would go on to serve as the Maple Leafs' team captain from 1948 to 1955, and again briefly in 1956-57 after coming out of retirement.

All-time among Maple Leafs players, he ranks eighth in assists, ninth in points, 10th in goals and 15th in games played. In the playoffs, he played 78 career games scoring 60 points (29 goals, 31 assists). Kennedy sits fourth in Maple Leafs all-time playoff goals and sixth in all-time playoff points. He led or tied the Leafs in playoff points on six occasions and he led the club in playoff goals in 1945 and 1948. Kennedy became only the second Maple Leaf (Babe Pratt the other in 1944) to claim the Hart Trophy as the NHL's Most Valuable Player in 1955 and he was selected three times to the NHL's Second All-Star Team (1950, 1951 and 1954).

On October 3, 1993 at Maple Leaf Gardens, Ted Kennedy and Syl Apps were the initial honourees chosen as part of the Maple Leafs new approach of honouring former greats with special banner raising ceremonies. Numerous other worthy Maple Leafs have been similarly saluted in proceeding seasons.

Maple Leafs founder Conn Smythe put it best when he aptly declared that Ted Kennedy was the greatest competitor in hockey and the 'quintessential' Toronto Maple Leaf.

ALL STAR GAMES



TEEDER

SEASONS	CLUB	REGULAR SEASON					PLAYOFFS				
		GP	G	A	PTS	PIM	GP	G	A	PTS	PIM
1942-54, 56-57	Maple Leafs	696	231	329	560	432	78	29	31	60	32

*Entire NHL career spent with Maple Leafs

MAHOVLICH

27



FRANK MAHOVLICH

left wing



BORN: JANUARY 10, 1938 TIMMINS, ONTARIO

HONOURED BY LEAFS: OCTOBER 3, 2001

ALL-STAR TEAMS: FIRST ALL-STAR TEAM (1961, 1963),
SECOND ALL-STAR TEAM (1962, 1964, 1965, 1966)

TROPHIES: CALDER MEMORIAL TROPHY (1958)

HOCKEY HALL OF FAME INDUCTION: 1981

Longtime loyalists of the Blue and White are hard pressed to name a player that possessed the raw speed, finesse, size and power of left-winger Frank Mahovlich. "The Big M" began his National Hockey League career with the Toronto Maple Leafs in 1957-58 and he claimed the Calder Trophy as Rookie of the Year ahead of Chicago's legendary Bobby Hull. Mahovlich played 11 seasons for the Maple Leafs and was a member of four Stanley Cup winning teams in Toronto.

With Toronto, Mahovlich was selected to the year-end NHL All-Star Team six times, which is a club record shared with Borje Salming and Tim Horton. A consistent scorer, he led the Leafs in goals in each season from 1961 to 1966 and he led the club in points on five occasions. He became the first Maple Leaf to reach the 40-goal plateau (48 in 1961) and he earned 22 total points in his six combined Stanley Cup Final appearances under coach Punch Imlach. The strapping forward netted 55 career game-winning goals during the regular season, third best among all-time Maple Leafs.

The St. Michael's Majors product ranks among the Maple Leafs franchise all-time leaders in games played (13th), goals (6th-tie), assists (14th), and points (7th). He is tied for sixth on the club's playoff points list with 60 and his 36 career playoff assists are the most of any Maple Leafs' left-winger.

Mahovlich reached true superstar status in October 1962, when Jim Norris, owner of the Chicago Blackhawks, offered \$1 million for his services. After much fan outcry, the deal was turned down and Toronto captured three more Stanley Cups in the decade with the big winger in the fold.

Mahovlich was a member of Team Canada for the historic 1972 Summit Series against the Soviet Union. In 1974, and after tenures in Detroit and Montreal, Mahovlich joined the Toronto Toros of the World Hockey Association, and then retired from professional hockey in 1978.

Mahovlich was made a Member of the Order of Canada in 1994, and in 1998 in recognition of his class on and off the ice, he was appointed to the Canadian Senate by then Prime Minister Jean Chretien.



THE BIG M

ALL STAR GAMES




SEASONS	CLUB	REGULAR SEASON					PLAYOFFS				
		GP	G	A	PTS	PIM	GP	G	A	PTS	PIM
1957-68	Maple Leafs	720	296	301	597	782	84	24	36	60	135

* Toronto Maple Leafs statistics

SALMING

21



BORJE SALMING

defence



HONOURED PLAYERS

BORN: APRIL 17, 1951 KIRUNA, SWEDEN

HONOURED BY LEAFS: OCTOBER 4, 2006

LEAFS ALL-TIME LEADER: ASSISTS (620), GOALS BY DEFENCEMAN (148), POINTS BY DEFENCEMAN (768), PLAYOFF ASSISTS BY DEFENCEMAN (37), PLAYOFF POINTS BY DEFENCEMAN (49)

ALL-STAR TEAMS: FIRST ALL-STAR TEAM (1977)
SECOND ALL-STAR TEAM (1975, 1976, 1978, 1979, 1980)

HOCKEY HALL OF FAME INDUCTION: 1996

Borje Salming was a hockey pioneer in the truest sense of the word. His ascension to prominence in 1973 paved the way for European players to play in North America in subsequent seasons and he proved to be a courageous, durable two-way defenceman in a physical era when he first joined the National Hockey League.

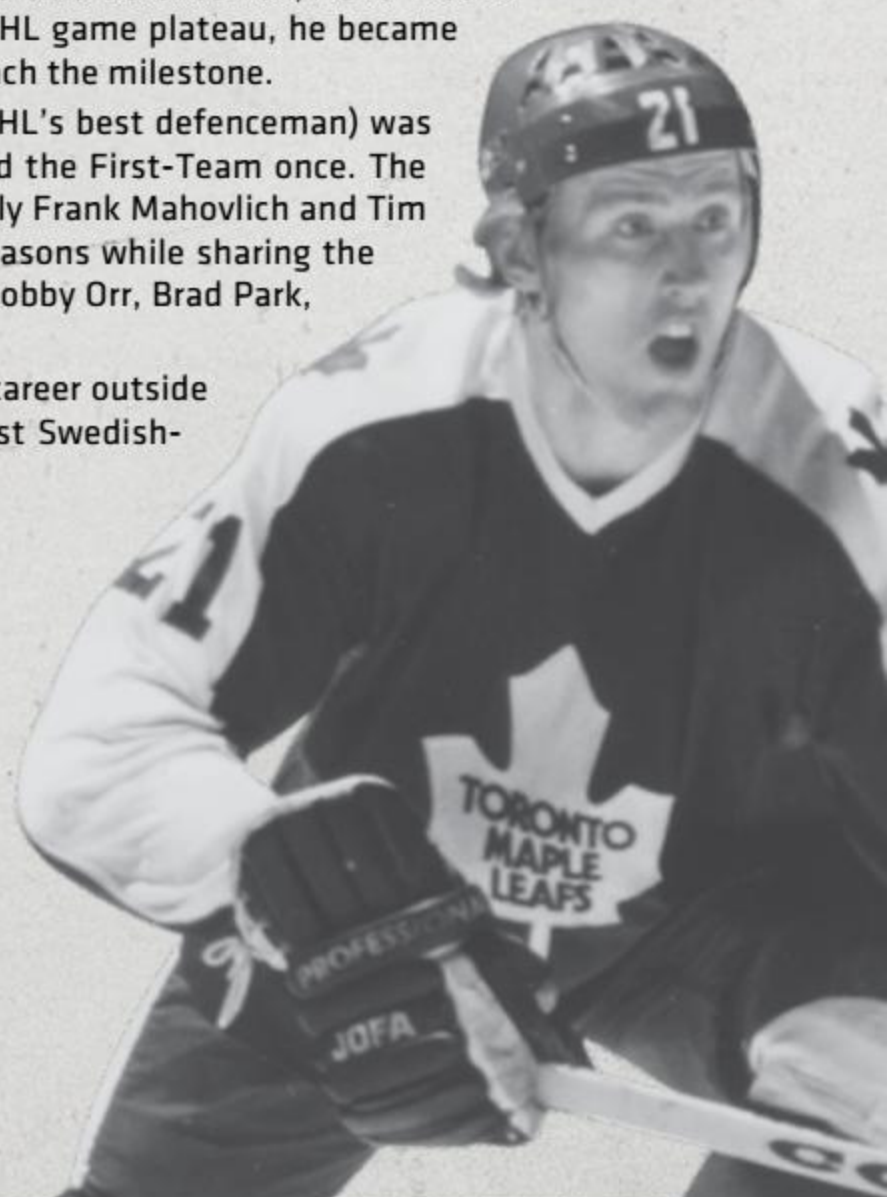
Salming was signed as a free agent by the Toronto Maple Leafs on May 3, 1973, and by the end of his first season in 1973-74, he was on his way to stardom in North America. The defenceman scored 39 points (five goals, 34 assists) in 76 games during his rookie year. Not only blessed with outstanding hockey talent, Salming forged an outstanding 16-year career in Toronto through determination and a strong will.

Salming remains as one of the franchise's all-time leaders in many statistical categories including: First in assists (620), fourth in points (768), third in games played (1,099), fifth in penalty minutes (1,292), and 12th in playoff points (49). Among all-time club defencemen, he is first in goals (148), assists and points. By reaching the 1,000 NHL game plateau, he became the first European-trained player in league history to reach the milestone.

The two-time runner-up for the James Norris Trophy (NHL's best defenceman) was named to the NHL Second All-Star Team five times and the First-Team once. The six All-Star selections is a team-high mark shared by only Frank Mahovlich and Tim Horton. Salming achieved the feat in six consecutive seasons while sharing the limelight with accomplished NHL defencemen such as Bobby Orr, Brad Park, Larry Robinson and Denis Potvin.

Salming also enjoyed a decorated international hockey career outside of his long NHL service and, in 1996, he became the first Swedish-born player inducted into the Hockey Hall of Fame.


ALL STAR GAMES



SEASONS	CLUB	REGULAR SEASON					PLAYOFFS				
		GP	G	A	PTS	PIM	GP	G	A	PTS	PIM
1973-89	Maple Leafs	1099	148	620	768	1292	81	12	37	49	91

* Toronto Maple Leafs statistics

SITTLER
27



DARRYL SITTLER

centre



BORN: SEPTEMBER 18, 1950 KITCHENER, ONTARIO

HONOURED BY LEAFS: FEBRUARY 8, 2003

ALL-STAR TEAMS: SECOND ALL-STAR TEAM (1978)

LEAFS LEADER: HAT TRICKS (18), LONGEST POINT STREAK (18 GAMES-TIE), GOALS IN A GAME (6), POINTS IN A GAME (10)

HOCKEY HALL OF FAME INDUCTION: 1989

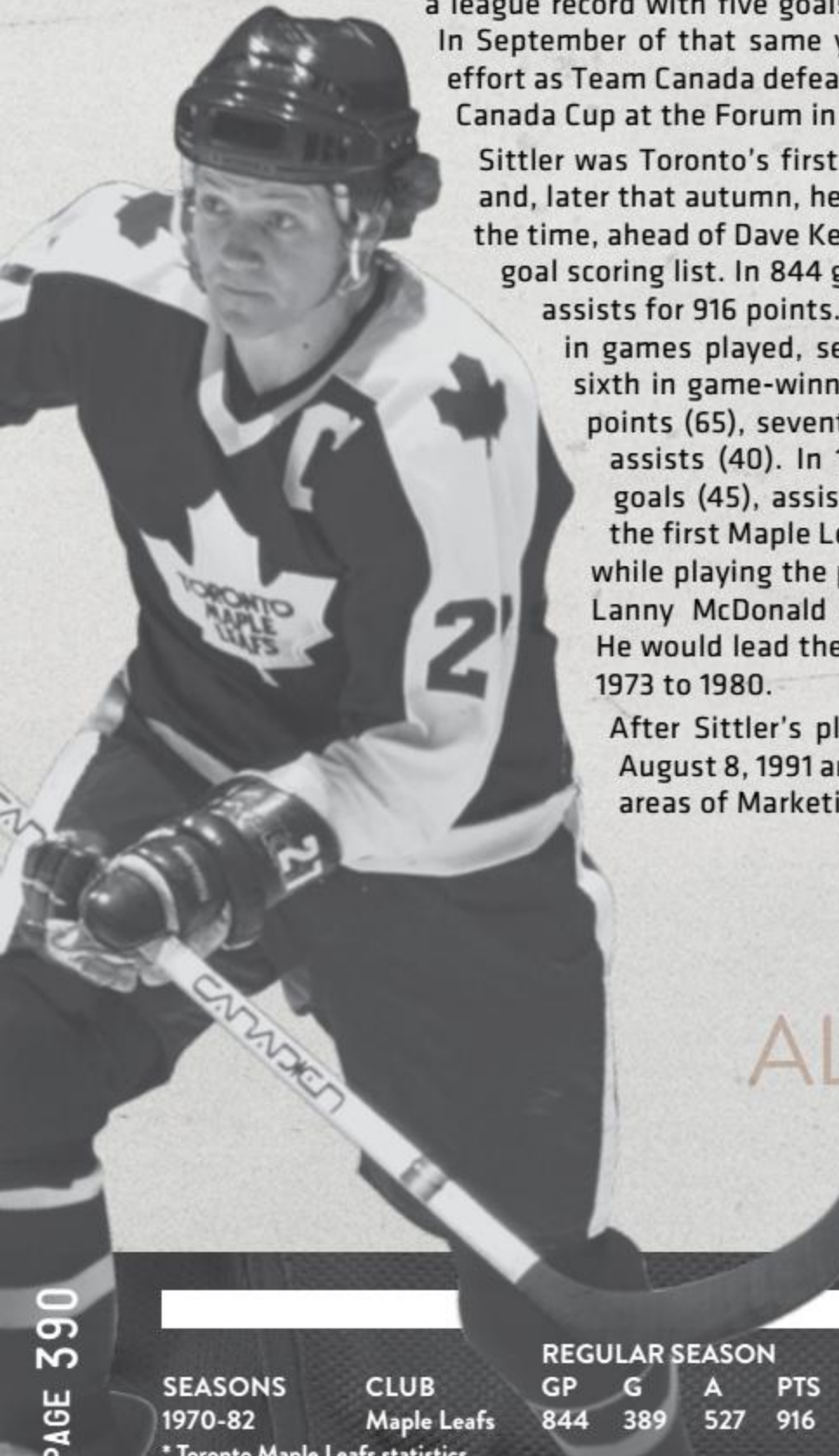
Darryl Sittler's heroics on a very competitive hockey club in the 1970s created heartwarming memories for legions of Toronto Maple Leafs fans, memories that remain to this day.

The centreman is remembered for two of the most historic performances in the history of the National Hockey League. On February 7, 1976, the captain scored six goals and added four assists for an NHL record total of 10 points in a game versus the Boston Bruins at Maple Leaf Gardens. That spring, the team leader also joined Maurice Richard and Newsy Lalonde in hockey history by tying a league record with five goals in a playoff win against the Philadelphia Flyers. In September of that same year, Sittler also scored on a dramatic, individual effort as Team Canada defeated Czechoslovakia in overtime to capture the 1976 Canada Cup at the Forum in Montreal.

Sittler was Toronto's first choice, eighth overall, in the 1970 Amateur Draft and, later that autumn, he would embark on a career that would lead him, at the time, ahead of Dave Keon to the top of the Leafs' all-time points list, and goal scoring list. In 844 games with Toronto he recorded 389 goals and 527 assists for 916 points. In the team record book, he currently ranks; ninth in games played, second in goals, third in assists, second in points, sixth in game-winning goals, first in hat tricks (18), fourth in playoff points (65), seventh in playoff goals (25-tied) and second in playoff assists (40). In 1977-78, he amassed career-highs in points (117), goals (45), assists (72) and penalty minutes (100). Sittler became the first Maple Leaf to crack the 100-point barrier in a single season while playing the pivot on a dynamic, high-scoring line with wingers Lanny McDonald and Errol Thompson during the mid-seventies. He would lead the club in points for eight consecutive seasons from 1973 to 1980.

After Sittler's playing career, he returned to the organization on August 8, 1991 and he continues to represent the Maple Leafs in the areas of Marketing, Community Relations, and Alumni Relations.

ALL STAR GAMES



SEASONS	CLUB	REGULAR SEASON					PLAYOFFS				
		GP	G	A	PTS	PIM	GP	G	A	PTS	PIM
1970-82	Maple Leafs	844	389	527	916	763	64	25	40	65	120

* Toronto Maple Leafs statistics

SUNDIN
13



MATS SUNDIN

centre



HONOURED PLAYERS

BORN: FEBRUARY 13, 1971 BROMMA, SWEDEN

HONOURED BY LEAFS: FEBRUARY 11, 2012

LEAFS ALL-TIME LEADER: REGULAR SEASON GOALS (420), REGULAR SEASON POINTS (987), REGULAR SEASON OT GOALS (14), GAME-WINNING GOALS (79), 20-GOAL SEASONS (13), 30 GOAL SEASONS (10), REGULAR SEASON GAMES AS CAPTAIN (776)

ALL-STAR TEAMS: SECOND ALL-STAR TEAM (2002, 2004)

HOCKEY HALL OF FAME INDUCTION: 2012

Mats Sundin was the face of the Toronto Maple Leafs during a transitional era for the franchise. The captain's presence at the farewell of historic Maple Leaf Gardens and the christening of the new Air Canada Centre rank high among many of the lasting impressions he made during his time spent in Toronto from 1995 to 2008.

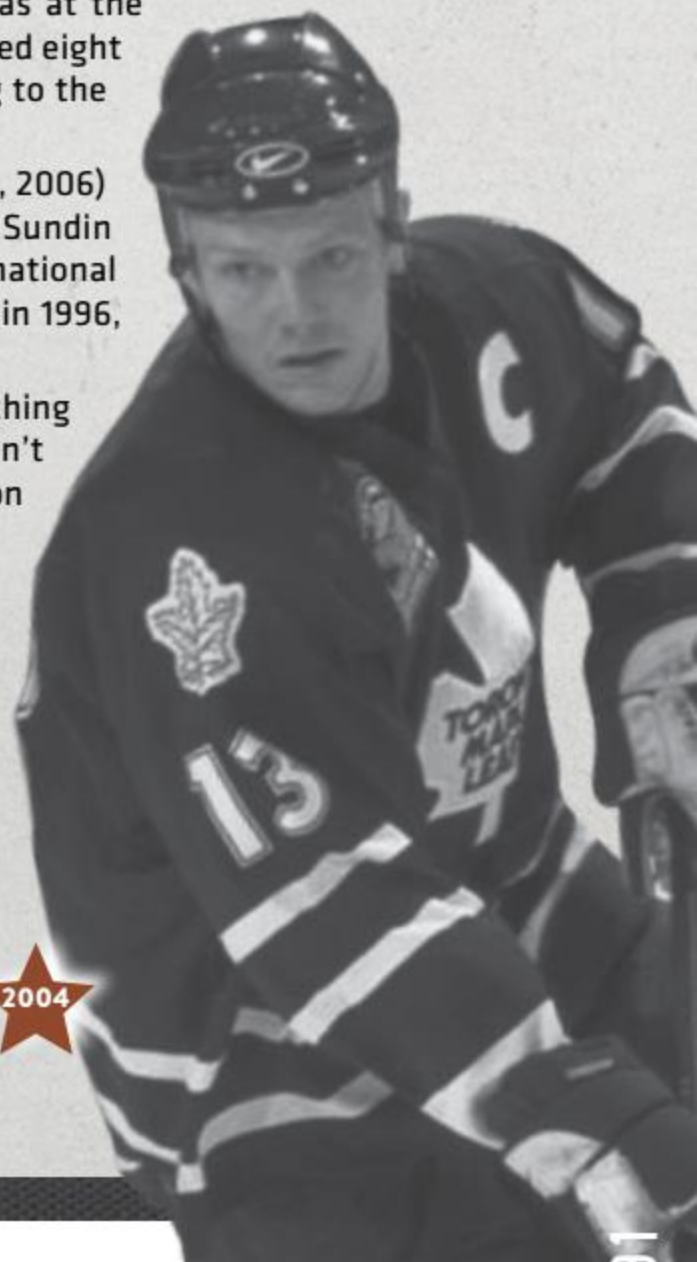
The centreman surpassed numerous Leafs legends to establish new marks throughout the team record book. The model of consistency became the franchise's all-time leader in goals and points in the same game on October 11, 2007. He holds the club records for most 20-goal seasons (13) and 30-goal seasons (10). Sundin also scored 20 or more goals for 17 consecutive NHL seasons when combined with his four seasons in Quebec. Overall, the prolific on-ice leader and off-ice ambassador played in 981 career games for the Blue and White, registering 420 goals, 567 assists and 987 points. Sundin was selected to the club's 'Top Twenty-Five Players List' during the team's 75th Anniversary Season in 2001-02. He captained the team for 11 seasons (1997-2008) and was named an NHL Second-Team All-Star in 2001-02 and 2003-04. Sundin was at the forefront of the Leafs attack throughout numerous playoff runs. He led eight Leafs teams to the playoffs in 13 seasons with five teams advancing to the second round and two earning third round berths.

The Bromma, Sweden native was a three-time Olympian (1998, 2002, 2006) and captained his team to the gold medal in the 2006 Winter Games. Sundin was often at his best playing against the game's top players in international tournaments. A Canada Cup All-Star in 1991 and World Cup All-Star in 1996, he played in two World Cups, and seven World Championships.

Sundin's coach for seven seasons in Toronto, Pat Quinn said that coaching him was the "easiest" task of his years behind the bench. "Mats didn't have a selfish bone in his body. He had a rare and enviable combination of talent, competitiveness and humility," said Quinn.

"There is no question that Mats ranks among all the great captains in Leafs history. He was the most unselfish player I ever coached in the NHL. I can't remember too many players - let alone stars - that showed as much excitement when a teammate scored as when he scored. Rarely, did I have the privilege of coaching a player that cared so deeply and emotionally about his teammates. That's what made Mats so great. He was the ultimate professional."

ALL STAR GAMES



SEASONS	CLUB	REGULAR SEASON					PLAYOFFS				
		GP	G	A	PTS	PIM	GP	G	A	PTS	PIM
1995-08	Maple Leafs	981	420	567	987	748	77	32	38	70	66

* Toronto Maple Leafs statistics

PAGE 391



TORONTO
MAPLE
LEAFS

PLAYOFF HISTORY

It's A
LONG ROAD,
A LONG WAR

I Always Liked

The **PLAYOFFS**

FOR THAT

FELIX POTVIN



ALL-TIME PLAYOFF SCORING & GAME RESULTS

1918 TORONTO ARENAS

NHL FINAL (O'BRIEN CUP)

PLAYER	POS	GP	G	A	PTS	PIM
Harry Meeking	L	2	3	0	3	6
Rusty Crawford	L	2	2	1	3	9
Harry Cameron	D	2	1	2	3	0
Harry Mummery	D	2	1	1	2	17
Reg Noble	C/D	2	1	1	2	9
Ken Randall	R/D	2	1	1	2	12
Jack Adams	C	2	1	0	1	6
Alf Skinner	R	2	0	1	1	9
Corb Denny	C	2	0	0	0	3
Hap Holmes	G	2	0	0	0	0

PLAYER	POS	GP	W	L	T/O	GA	GAA	SO	PIM	MIN
Hap Holmes	G	2	1	1	0	7	3.50	0	0	120

STANLEY CUP FINAL

PLAYER	POS	GP	G	A	PTS	PIM
Alf Skinner	R	5	8	2	10	18
Harry Mummery	D	5	0	6	6	21
Harry Cameron	D	5	3	1	4	12
Corb Denny	C	5	3	1	4	0
Reg Noble	C/D	5	2	1	3	12
Harry Meeking	L	5	1	2	3	18
Ken Randall	R/D	5	1	0	1	21
Hap Holmes	G	5	0	0	0	0

PLAYER	POS	GP	W	L	T/O	GA	GAA	SO	PIM	MIN
Hap Holmes	G	5	3	2	21	4.20	0	0	0	300

GP	DATE	OPPONENT	RESULT
1	Mar 11	Montreal	7-3 W
2	Mar 13 @	Montreal	3-4 L
*TORONTO WON TOTAL-GOALS NHL FINAL 10-6			
3	Mar 20	Van. Millionaires	5-3 W
4	Mar 23	Van. Millionaires	4-6 L
5	Mar 26	Van. Millionaires	6-3 W
6	Mar 28	Van. Millionaires	1-8 L
7	Mar 30	Van. Millionaires	2-1 W
**TORONTO WON BEST-OF-FIVE STANLEY CUP FINAL 3-2			

* From 1917-18 to 1926-27, the O'Brien Cup was awarded to the NHL Champions.
 ** From 1917-18 to 1920-21, the NHL Champions played the PCHA Champions for the Stanley Cup.

1921 TORONTO ST. PATRICKS

NHL FINAL (O'BRIEN CUP)

PLAYER	POS	GP	G	A	PTS	PIM
Harry Cameron	D	2	0	0	0	2
Sprague Cleghorn	D	1	0	0	0	0
Corb Denny	C	2	0	0	0	4
Babe Dye	R	2	0	0	0	7
Jake Forbes	G	2	0	0	0	0
Reg Noble	C/D	2	0	0	0	0
Ken Randall	R/D	2	0	0	0	11
Rod Smylie	L/R	2	0	0	0	0
Billy Stuart	D	2	0	0	0	0

PLAYER	POS	GP	W	L	T/O	GA	GAA	SO	PIM	MIN
Jake Forbes	G	2	0	2	0	7	3.50	0	0	120

GP	DATE	OPPONENT	RESULT
1	Mar 10 @	Ottawa	0-5 L
2	Mar 14	Ottawa	0-2 L
OTTAWA WON TOTAL-GOALS NHL FINAL 7-0			

1922 TORONTO ST. PATRICKS

NHL FINAL (O'BRIEN CUP)

PLAYER	POS	GP	G	A	PTS	PIM
Babe Dye	R	2	2	0	2	2
Billy Stuart	D	2	1	1	2	0
Harry Cameron	D	2	0	2	2	8
Corb Denny	C	2	1	0	1	0
Ken Randall	R/D	2	1	0	1	4
Lloyd Andrews	L	2	0	0	0	0
Reg Noble	C/D	2	0	0	0	12
John Ross Roach	G	2	0	0	0	0
Rod Smylie	L/R	1	0	0	0	2
Ted Stackhouse	D	1	0	0	0	0

PLAYER	POS	GP	W	L	T/O	GA	GAA	SO	PIM	MIN
John Ross Roach	G	2	1	0	1	4	2.00	1	0	120

STANLEY CUP FINAL

PLAYER	POS	GP	G	A	PTS	PIM
Babe Dye	R	5	9	1	10	3
Corb Denny	C	5	3	2	5	2
Rod Smylie	L/R	5	1	3	4	0
Lloyd Andrews	L	5	2	0	2	3
Billy Stuart	D	5	0	2	2	6
Harry Cameron	D	4	0	2	2	14
Ken Randall	R/D	4	1	0	1	22
Reg Noble	C/D	5	0	1	1	9
Eddie Gerard	L/D	1	0	0	0	0
Ted Stackhouse	D	4	0	0	0	0
John Ross Roach	G	5	0	0	0	0

PLAYER	POS	GP	W	L	T/O	GA	GAA	SO	PIM	MIN
John Ross Roach	G	5	3	2	9	1.77	1	0	0	305

GP	DATE	OPPONENT	RESULT
1	Mar 11	Ottawa	5-4 W
2	Mar 13 @	Ottawa	0-0 T
TORONTO WON TOTAL-GOALS NHL FINAL 5-4			
3	Mar 17	Van. Millionaires	3-4 L
4	Mar 20	Van. Millionaires	2-1 W
5	Mar 23	Van. Millionaires	0-3 L
6	Mar 25	Van. Millionaires	6-0 W
7	Mar 28	Van. Millionaires	5-1 W
*TORONTO WON BEST-OF-FIVE STANLEY CUP FINAL 3-2			

* From 1921-22 to 1925-26, the NHL Champions played the PCHA/WCHL Champions for the Stanley Cup.

ALL-TIME PLAYOFF SCORING & GAME RESULTS

1925 TORONTO ST. PATRICKS

PLAYER	POS	GP	G	A	PTS	PIM
Jack Adams	C	2	1	0	1	7
Bert McCaffrey	R/D	2	1	0	1	4
Bert Corbeau	D	2	0	0	0	10
Hap Day	D	2	0	0	0	0
Babe Dye	R	2	0	0	0	0
Albert Holway	D	2	0	0	0	0
Mike Neville	C	2	0	0	0	0
Reg Reid	L	2	0	0	0	0
John Ross Roach	G	2	0	0	0	0
Rod Smylie	L/R	1	0	0	0	0

PLAYER	POS	GP	W	L	T/O	GA	GAA	SO	PIM	MIN
John Ross Roach	G	2	0	2	0	5	2.50	0	0	120

GP	DATE	OPPONENT	RESULT
1	Mar 11	@ Montreal	2-3 L
2	Mar 13	Montreal	0-2 L

MONTREAL WON TOTAL-GOALS NHL SEMI-FINAL 5-2

1929

PLAYER	POS	GP	G	A	PTS	PIM
Andy Blair	C	4	3	0	3	2
Ace Bailey	R	4	1	2	3	4
Art Smith	D	4	1	1	2	8
Hap Day	D	4	1	0	1	4
Red Horner	D	4	1	0	1	2
Eric Pettinger	L/C	4	1	0	1	8
Danny Cox	L	4	0	1	1	4
Lorne Chabot	G	4	0	0	0	0
Baldy Cotton	L	4	0	0	0	2
Art Duncan	D	4	0	0	0	4
Alex Gray	R	4	0	0	0	0
George Horne	R	4	0	0	0	4

PLAYER	POS	GP	W	L	T/O	GA	GAA	SO	PIM	MIN
Lorne Chabot	G	4	2	2	0	5	1.24	0	0	242

GP	DATE	OPPONENT	RESULT
1	Mar 19	@ Det. Cougars	3-1 W
2	Mar 21	Det. Cougars	4-1 W

TORONTO WON TOTAL-GOALS QUARTER-FINAL 7-2

3	Mar 24	@ NY Rangers	0-1 L
4	Mar 26	NY Rangers	1-2 L (OT)

NY RANGERS WON BEST-OF-THREE SEMI-FINAL 2-0

1931

PLAYER	POS	GP	G	A	PTS	PIM
Hap Day	D	2	0	3	3	7
Ace Bailey	R	2	1	1	2	0
Andy Blair	C	2	1	0	1	0
King Clancy	D	2	1	0	1	0
Charlie Conacher	R	2	0	1	1	0
Lorne Chabot	G	2	0	0	0	0
Baldy Cotton	L	2	0	0	0	2
Art Duncan	D	1	0	0	0	0
Bob Gracie	C/L	2	0	0	0	0
Red Horner	D	2	0	0	0	4
Busher Jackson	L	2	0	0	0	0
Alex Levinsky	D	2	0	0	0	0
Joe Primeau	C	2	0	0	0	0

PLAYER	POS	GP	W	L	T/O	GA	GAA	SO	PIM	MIN
Lorne Chabot	G	2	0	1	1	4	1.73	0	0	139

GP	DATE	OPPONENT	RESULT
1	Mar 24	Chicago	2-2 T
2	Mar 26	@ Chicago	1-2 L (OT)

CHICAGO WON TOTAL-GOALS QUARTER-FINAL 4-3

1932

PLAYER	POS	GP	G	A	PTS	PIM
Charlie Conacher	R	7	6	2	8	6
Busher Jackson	L	7	5	2	7	13
Hap Day	D	7	3	3	6	6
Joe Primeau	C	7	0	6	6	2
Frank Finnigan	R	7	2	3	5	8
Bob Gracie	C/L	7	3	1	4	0
Andy Blair	C	7	2	2	4	6
Baldy Cotton	L	7	2	2	4	8
Red Horner	D	7	2	2	4	20
King Clancy	D	7	2	1	3	14
Ace Bailey	R	7	1	0	1	4
Harold Darragh	L	7	0	1	1	2
Lorne Chabot	G	7	0	0	0	0
Alex Levinsky	D	7	0	0	0	6
Earl Miller	L	7	0	0	0	0
Fred Robertson	D	7	0	0	0	0

PLAYER	POS	GP	W	L	T/O	GA	GAA	SO	PIM	MIN
Lorne Chabot	G	7	5	1	1	15	2.05	0	0	438

GP	DATE	OPPONENT	RESULT
1	Mar 27	@ Chicago	0-1 L
2	Mar 29	Chicago	6-1 W

TORONTO WON TOTAL-GOALS QUARTER-FINAL 6-2

3	Mar 31	@ Mtl. Maroons	1-1 T
4	Apr 2	Mtl. Maroons	3-2 W (OT)

TORONTO WON TOTAL-GOALS SEMI-FINAL 4-3

5	Apr 5	@ NY Rangers	6-4 W
*6	Apr 7	@ NY Rangers	6-2 W
7	Apr 9	NY Rangers	6-4 W

TORONTO WON BEST-OF-FIVE FINAL 3-0

* Game played in Boston, MA due to circus being booked at Madison Square Garden in New York.

ALL-TIME PLAYOFF SCORING & GAME RESULTS

1933

PLAYER	POS	GP	G	A	PTS	PIM
Ken Doraty	F	9	5	0	5	2
Busher Jackson	L	9	3	1	4	2
Charlie Sands	C/R	9	2	2	4	2
King Clancy	D	9	0	3	3	14
Baldy Cotton	L	9	0	3	3	6
Charlie Conacher	R	9	1	1	2	10
Bill Thoms	C	9	1	1	2	4
Andy Blair	C	9	0	2	2	4
Red Horner	D	9	1	0	1	10
Alex Levinsky	D	9	1	0	1	14
Ace Bailey	R	8	0	1	1	4
Hap Day	D	9	0	1	1	21
Bob Gracie	C/L	9	0	1	1	0
Joe Primeau	C	8	0	1	1	4
Buzz Boll	L	1	0	0	0	0
Lorne Chabot	G	9	0	0	0	0

PLAYER	POS	GP	W	L	T/O	GA	GAA	SO	PIM	MIN
Lorne Chabot	G	9	4	5	0	18	1.57	2	0	686

GP	DATE	OPPONENT	RESULT
1	Mar 25	@ Boston	1-2 L (OT)
2	Mar 28	@ Boston	1-0 W (OT)
3	Mar 30	Boston	1-2 L (OT)
4	Apr 1	Boston	5-3 W
5	Apr 3	Boston	1-0 W (OT)
TORONTO WON BEST-OF-FIVE SEMI-FINAL 3-2			
6	Apr 4	@ NY Rangers	1-5 L
7	Apr 8	NY Rangers	1-3 L
8	Apr 11	NY Rangers	3-2 W
9	Apr 13	NY Rangers	0-1 L (OT)
NY RANGERS WON BEST-OF-FIVE FINAL 3-1			

1934

PLAYER	POS	GP	G	A	PTS	PIM
Joe Primeau	C	5	2	4	6	6
Charlie Conacher	R	5	3	2	5	0
Ken Doraty	F	5	2	2	4	0
Hec Kilrea	L	5	2	0	2	2
Andy Blair	C	5	0	2	2	16
Baldy Cotton	L	5	0	2	2	0
Bill Thoms	C	5	0	2	2	0
Red Horner	D	5	1	0	1	6
Busher Jackson	L	5	1	0	1	8
Charlie Sands	C/R	5	1	0	1	0
Buzz Boll	L	5	0	0	0	9
King Clancy	D	3	0	0	0	8
Hap Day	D	5	0	0	0	6
George Hainsworth	G	5	0	0	0	0
Alex Levinsky	D	5	0	0	0	6
Jack Shill	C	2	0	0	0	0

PLAYER	POS	GP	W	L	T/O	GA	GAA	SO	PIM	MIN
George Hainsworth	G	5	2	3	0	11	2.19	0	0	302

GP	DATE	OPPONENT	RESULT
1	Mar 22	Detroit	1-2 L (OT)
2	Mar 24	Detroit	3-6 L
3	Mar 26	@ Detroit	3-1 W
4	Mar 28	@ Detroit	5-1 W
5	Mar 30	@ Detroit	0-1 L
DETROIT WON BEST-OF-FIVE SEMI-FINAL 3-2			

1935

PLAYER	POS	GP	G	A	PTS	PIM
Busher Jackson	L	7	3	2	5	2
Charlie Conacher	R	7	1	4	5	6
Frank Finnigan	R	7	1	2	3	2
Joe Primeau	C	7	0	3	3	0
Pep Kelly	R	7	2	0	2	4
Bill Thoms	C	7	2	0	2	0
Nick Metz	L	6	1	1	2	0
King Clancy	D	7	1	0	1	8
Red Horner	D	7	0	1	1	4
Andy Blair	C	2	0	0	0	2
Buzz Boll	L	6	0	0	0	0
Baldy Cotton	L	7	0	0	0	17
Hap Day	D	7	0	0	0	4
Ken Doraty	F	1	0	0	0	0
George Hainsworth	G	7	0	0	0	0
Flash Hollett	D	7	0	0	0	6
Art Jackson	C	1	0	0	0	2
Hec Kilrea	L	6	0	0	0	4

PLAYER	POS	GP	W	L	T/O	GA	GAA	SO	PIM	MIN
George Hainsworth	G	7	3	4	0	12	1.57	2	0	460

GP	DATE	OPPONENT	RESULT
1	Mar 23	@ Boston	0-1 L (OT)
2	Mar 26	@ Boston	2-0 W
3	Mar 28	Boston	3-0 W
4	Mar 30	Boston	2-1 W (OT)
TORONTO WON BEST-OF-FIVE SEMI-FINAL 3-1			
5	Apr 4	Mtl. Maroons	2-3 L (OT)
6	Apr 6	Mtl. Maroons	1-3 L
7	Apr 9	@ Mtl. Maroons	1-4 L
MTL. MAROONS WON BEST-OF-FIVE FINAL 3-0			

ALL-TIME PLAYOFF SCORING & GAME RESULTS

1936

PLAYER	POS	GP	G	A	PTS	PIM
Buzz Boll	L	9	7	3	10	2
Bill Thoms	C	9	3	5	8	0
Joe Primeau	C	9	3	4	7	0
Charlie Conacher	R	9	3	2	5	12
Busher Jackson	L	9	3	2	5	4
Pep Kelly	R	9	2	3	5	4
King Clancy	D	9	2	2	4	10
Bob Davidson	L	9	1	3	4	2
Red Horner	D	9	1	2	3	22
Frank Finnigan	R	9	0	3	3	0
Art Jackson	C	8	0	3	3	2
Jack Shill	C	9	0	3	3	8
Andy Blair	C	9	0	0	0	2
Hap Day	D	9	0	0	0	8
George Hainsworth	G	9	0	0	0	0
Norm Mann	C/R	1	0	0	0	0

PLAYER	POS	GP	W	L	T/O	GA	GAA	SO	PIM	MIN
George Hainsworth	G	9	4	5	0	27	2.99	0	0	541

GP	DATE	OPPONENT	RESULT
1	Mar 24	@ Boston	0-3 L
2	Mar 26	Boston	8-3 W
TORONTO WON TOTAL-GOALS QUARTER-FINAL 8-6			
3	Mar 28	NY Americans	3-1 W
4	Mar 31	@ NY Americans	0-1 L
5	Apr 2	NY Americans	3-1 W
TORONTO WON BEST-OF-THREE SEMI-FINAL 2-1			
6	Apr 5	@ Detroit	1-3 L
7	Apr 7	@ Detroit	4-9 L
8	Apr 9	Detroit	4-3 W (OT)
9	Apr 11	Detroit	2-3 L
DETROIT WON BEST-OF-FIVE FINAL 3-1			

1937

PLAYER	POS	GP	G	A	PTS	PIM
Busher Jackson	L	2	1	0	1	2
Syl Apps	C	2	0	1	1	0
Reg Hamilton	D	2	0	1	1	2
Buzz Boll	L	2	0	0	0	0
Turk Broda	G	2	0	0	0	0
Charlie Conacher	R	2	0	0	0	5
Bob Davidson	L	2	0	0	0	5
Hap Day	D	2	0	0	0	0
Gordie Drillon	R	2	0	0	0	0
Frank Finnigan	R	2	0	0	0	0
Jimmy Fowler	D	2	0	0	0	0
Red Horner	D	2	0	0	0	7
Nick Metz	L	2	0	0	0	0
Jack Shill	C	2	0	0	0	0
Bill Thoms	C	2	0	0	0	0

PLAYER	POS	GP	W	L	GA	GAA	SO	PIM	MIN
Turk Broda	G	2	0	2	5	2.26	0	0	133

GP	DATE	OPPONENT	RESULT
1	Mar 23	NY Rangers	0-3 L
2	Mar 25	@ NY Rangers	1-2 L (OT)
NY RANGERS WON BEST-OF-THREE QUARTER-FINAL 2-0			

1938

PLAYER	POS	GP	G	A	PTS	PIM
Gordie Drillon	R	7	7	1	8	2
George Parsons	L	7	3	2	5	11
Syl Apps	C	7	1	4	5	0
Pep Kelly	R	7	2	2	4	2
Bob Davidson	L	4	0	2	2	7
Jimmy Fowler	D	7	0	2	2	0
Nick Metz	L	7	0	2	2	0
Busher Jackson	L	6	1	0	1	8
Reg Hamilton	D	7	0	1	1	2
Red Horner	D	7	0	1	1	14
Bingo Kampman	D	7	0	1	1	6
Bill Thoms	C	7	0	1	1	0
Murray Armstrong	C	3	0	0	0	0
Buzz Boll	L	7	0	0	0	2
Turk Broda	G	7	0	0	0	0
Murph Chamberlain	L	5	0	0	0	2

PLAYER	POS	GP	W	L	GA	GAA	SO	PIM	MIN
Turk Broda	G	7	4	3	13	1.73	1	0	452

GP	DATE	OPPONENT	RESULT
1	Mar 24	Boston	1-0 W (OT)
2	Mar 26	Boston	2-1 W
3	Mar 29	@ Boston	3-2 W (OT)
TORONTO WON BEST-OF-FIVE SEMI-FINAL 3-0			
4	Apr 5	Chicago	1-3 L
5	Apr 7	Chicago	5-1 W
6	Apr 10	@ Chicago	1-2 L
7	Apr 12	@ Chicago	1-4 L
CHICAGO WON BEST-OF-FIVE FINAL 3-1			

ALL-TIME PLAYOFF SCORING & GAME RESULTS

1939

PLAYER	POS	GP	G	A	PTS	PIM
Gordie Drillon	R	10	7	6	13	4
Syl Apps	C	10	2	6	8	2
Murph Chamberlain	L	10	2	5	7	4
Nick Metz	L	10	3	3	6	6
Doc Romnes	L/C	10	1	4	5	0
Gus Marker	R	10	2	2	4	0
Red Horner	D	10	1	2	3	26
Pete Langelles	C	9	1	2	3	2
Bob Davidson	L	10	1	1	2	6
Bingo Kampman	D	10	1	1	2	20
Reg Hamilton	D	10	0	2	2	4
Pep Kelly	R	9	1	0	1	0
Jimmy Fowler	D	9	0	1	1	2
Busher Jackson	L	7	0	1	1	2
Turk Broda	G	10	0	0	0	0
Jack Church	D	1	0	0	0	0
Red Heron	C	2	0	0	0	4
Bucko McDonald	D	10	0	0	0	4
Don Metz	R	2	0	0	0	0

PLAYER	POS	GP	W	L	GA	GAA	SO	PIM	MIN
Turk Broda	G	10	5	5	20	1.94	2	0	617

GP	DATE	OPPONENT	RESULT
1	Mar 21	NY Americans	4-0 W
2	Mar 23 @	NY Americans	2-0 W
TORONTO WON BEST-OF-THREE QUARTER-FINAL 2-0			
3	Mar 28	Detroit	4-1 W
4	Mar 30 @	Detroit	1-3 L
5	Apr 1	Detroit	5-4 W (OT)
TORONTO WON BEST-OF-THREE SEMI-FINAL 2-1			
6	Apr 6 @	Boston	1-2 L
7	Apr 9 @	Boston	3-2 W (OT)
8	Apr 11	Boston	1-3 L
9	Apr 13	Boston	0-2 L
10	Apr 16 @	Boston	1-3 L
BOSTON WON BEST-OF-SEVEN FINAL 4-1			

1940

PLAYER	POS	GP	G	A	PTS	PIM
Syl Apps	C	10	5	2	7	2
Hank Goldup	L	10	5	1	6	4
Gordie Drillon	R	10	3	1	4	0
Gus Marker	R	10	1	3	4	23
Nick Metz	L	9	1	3	4	9
Sweeney Schriener	L	9	1	3	4	4
Bob Davidson	L	10	0	3	3	16
Pete Langelles	C	10	0	3	3	0
Red Heron	C	9	2	0	2	2
Jack Church	D	10	1	1	2	6
Red Horner	D	9	0	2	2	55
Wally Stanowski	D	10	1	0	1	2
Billy Taylor	C	2	1	0	1	0
Pep Kelly	R	6	0	1	1	0
Turk Broda	G	10	0	0	0	0
Murph Chamberlain	L	3	0	0	0	0
Reg Hamilton	D	10	0	0	0	0
Bingo Kampman	D	10	0	0	0	0
Bucko McDonald	D	1	0	0	0	0
Don Metz	R	2	0	0	0	0

PLAYER	POS	GP	W	L	GA	GAA	SO	PIM	MIN
Turk Broda	G	10	6	4	19	1.74	1	0	657

GP	DATE	OPPONENT	RESULT
1	Mar 19	Chicago	3-2 W (OT)
2	Mar 21 @	Chicago	2-1 W
TORONTO WON BEST-OF-THREE QUARTER-FINAL 2-0			
3	Mar 26	Detroit	2-1 W
4	Mar 28 @	Detroit	3-1 W
TORONTO WON BEST-OF-THREE SEMI-FINAL 2-0			
5	Apr 2 @	NY Rangers	1-2 L (OT)
6	Apr 3 @	NY Rangers	2-6 L
7	Apr 6	NY Rangers	2-1 W
8	Apr 9	NY Rangers	3-0 W
9	Apr 11	NY Rangers	1-2 L (OT)
10	Apr 13	NY Rangers	2-3 L (OT)
NY RANGERS WON BEST-OF-SEVEN FINAL 4-2			

1941

PLAYER	POS	GP	G	A	PTS	PIM
Nick Metz	L	7	3	4	7	0
Syl Apps	C	7	3	2	5	2
Gordie Drillon	R	7	3	2	5	2
Sweeney Schriener	L	7	2	1	3	4
Reg Hamilton	D	7	1	2	3	13
Wally Stanowski	D	7	0	3	3	2
Billy Taylor	C	7	0	3	3	5
Bucko McDonald	D	7	2	0	2	2
Pete Langelles	C	7	1	1	2	0
Don Metz	R	7	1	1	2	2
Bob Davidson	L	7	0	2	2	7
Red Heron	C	7	0	2	2	0
Lex Chisholm	C/R	3	1	0	1	0
Turk Broda	G	7	0	0	0	0
Jack Church	D	5	0	0	0	8
Hank Goldup	L	7	0	0	0	0
Bingo Kampman	D	7	0	0	0	0
Norm Mann	R/C	1	0	0	0	0
Gus Marker	R	7	0	0	0	5

PLAYER	POS	GP	W	L	GA	GAA	SO	PIM	MIN
Turk Broda	G	7	3	4	15	2.05	0	0	438

GP	DATE	OPPONENT	RESULT
1	Mar 20 @	Boston	0-3 L
2	Mar 22 @	Boston	5-3 W
3	Mar 25	Boston	7-2 W
4	Mar 27	Boston	1-2 L
5	Mar 29 @	Boston	2-1 W (OT)
6	Apr 1	Boston	1-2 L
7	Apr 3 @	Boston	1-2 L
BOSTON WON BEST-OF-SEVEN SEMI-FINAL 4-3			

ALL-TIME PLAYOFF SCORING & GAME RESULTS

 1942

PLAYER	POS	GP	G	A	PTS	PIM
Syl Apps	C	13	5	9	14	2
Wally Stanowski	D	13	2	8	10	2
Billy Taylor	C	13	2	8	10	4
Sweeney Schriener	L	13	6	3	9	10
Nick Metz	L	13	4	4	8	12
John McCreedy	R	13	4	3	7	6
Don Metz	R	4	4	3	7	0
Pete Langelle	C	13	3	3	6	2
Lorne Carr	R	13	3	2	5	6
Gordie Drillon	R	9	2	3	5	2
Bob Goldham	D	13	2	2	4	31
Bob Davidson	L	13	1	2	3	20
Bingo Kampman	D	13	0	2	2	12
Bucko McDonald	D	9	0	1	1	2
Turk Broda	G	13	0	0	0	0
Ernie Dickens	D	13	0	0	0	4
Hank Goldup	L	9	0	0	0	2
Gaye Stewart	L	1	0	0	0	0

PLAYER	POS	GP	W	L	GA	GAA	SO	PIM	MIN
Turk Broda	G	13	8	5	31	2.38	1	0	780

GP	DATE	OPPONENT	RESULT
1	Mar 21	NY Rangers	3-1 W
2	Mar 22 @	NY Rangers	4-2 W
3	Mar 24 @	NY Rangers	0-3 L
4	Mar 28	NY Rangers	2-1 W
5	Mar 29 @	NY Rangers	1-3 L
6	Mar 31	NY Rangers	3-2 W
TORONTO WON BEST-OF-SEVEN SEMI-FINAL 4-2			
7	Apr 4	Detroit	2-3 L
8	Apr 7	Detroit	2-4 L
9	Apr 9 @	Detroit	2-5 L
10	Apr 12 @	Detroit	4-3 W
11	Apr 14	Detroit	9-3 W
12	Apr 16 @	Detroit	3-0 W
13	Apr 18	Detroit	3-1 W
TORONTO WON BEST-OF-SEVEN FINAL 4-3			

PLAYOFF HISTORY

 1943

PLAYER	POS	GP	G	A	PTS	PIM
Bud Poile	R	6	2	4	6	4
Jack McLean	C/R	6	2	2	4	2
Sweeney Schriener	L	4	2	2	4	0
Billy Taylor	C	6	2	2	4	0
Mel Hill	R	6	3	0	3	0
Lorne Carr	R	6	1	2	3	0
Bob Davidson	L	6	1	2	3	7
Babe Pratt	D	6	1	2	3	8
Jack Hamilton	C	6	1	1	2	0
Reg Hamilton	D	6	1	1	2	9
Gaye Stewart	L	4	0	2	2	4
Bucko McDonald	D	6	1	0	1	4
Jack Forsey	R	3	0	1	1	0
Turk Broda	G	6	0	0	0	0
Buck Jones	D	6	0	0	0	8
Joe Klukay	L	1	0	0	0	0

PLAYER	POS	GP	W	L	GA	GAA	SO	PIM	MIN
Turk Broda	G	6	2	4	20	2.73	0	0	439

GP	DATE	OPPONENT	RESULT
1	Mar 21 @	Detroit	2-4 L
2	Mar 23 @	Detroit	3-2 W (OT)
3	Mar 25	Detroit	2-4 L
4	Mar 27	Detroit	6-3 W
5	Mar 28 @	Detroit	2-4 L
6	Mar 30	Detroit	2-3 L (OT)
DETROIT WON BEST-OF-SEVEN SEMI-FINAL 4-2			

 1944

PLAYER	POS	GP	G	A	PTS	PIM
George Boothman	C/D	5	2	1	3	2
Moe Morris	D	5	1	2	3	2
Babe Pratt	D	5	0	3	3	4
Ted Kennedy	C	5	1	1	2	4
Jack Hamilton	C	5	1	0	1	0
Reg Hamilton	D	5	1	0	1	8
Lorne Carr	R	5	0	1	1	0
Paul Bibeault	G	5	0	0	0	0
Gus Bodnar	C	5	0	0	0	0
Bob Davidson	L	5	0	0	0	4
Ross Johnstone	D	3	0	0	0	0
Jack McLean	C/R	3	0	0	0	6
Tom O'Neill	R	4	0	0	0	6
Don Webster	L	5	0	0	0	12

PLAYER	POS	GP	W	L	GA	GAA	SO	PIM	MIN
Paul Bibeault	G	5	1	4	23	4.60	0	0	300

GP	DATE	OPPONENT	RESULT
1	Mar 21 @	Montreal	3-1 W
2	Mar 23 @	Montreal	1-5 L
3	Mar 25	Montreal	1-2 L
4	Mar 28	Montreal	1-4 L
5	Mar 30 @	Montreal	0-11 L
MONTREAL WON BEST-OF-SEVEN SEMI-FINAL 4-1			

PAGE 399

ALL-TIME PLAYOFF SCORING & GAME RESULTS

1945

PLAYER	POS	GP	G	A	PTS	PIM
Ted Kennedy	C	13	7	2	9	2
Babe Pratt	D	13	2	4	6	8
Mel Hill	R	13	2	3	5	6
Gus Bodnar	C	13	3	1	4	4
Sweeney Schriner	L	13	3	1	4	4
Lorne Carr	R	13	2	2	4	5
Moe Morris	D	13	3	0	3	14
Bob Davidson	L	13	1	2	3	2
Nick Metz	L	7	1	1	2	2
Don Metz	R	11	0	1	1	4
Wally Stanowski	D	13	0	1	1	5
Reg Hamilton	D	13	0	0	0	6
Art Jackson	C	8	0	0	0	0
Frank McCool	G	13	0	0	0	0
John McCreedy	R	8	0	0	0	10
Jack McLean	C/R	4	0	0	0	0

PLAYER	POS	GP	W	L	GA	GAA	SO	PIM	MIN
Frank McCool	G	13	8	5	30	2.23	4	0	807

GP	DATE	OPPONENT	RESULT
1	Mar 20	@ Montreal	1-0 W
2	Mar 22	@ Montreal	3-2 W
3	Mar 24	Montreal	1-4 L
4	Mar 27	Montreal	4-3 W (OT)
5	Mar 29	@ Montreal	3-10 L
6	Mar 31	Montreal	3-2 W

TORONTO WON BEST-OF-SEVEN SEMI-FINAL 4-2

7	Apr 6	@ Detroit	1-0 W
8	Apr 8	@ Detroit	2-0 W
9	Apr 12	Detroit	1-0 W
10	Apr 14	Detroit	3-5 L
11	Apr 19	@ Detroit	0-2 L
12	Apr 21	Detroit	0-1 L (OT)
13	Apr 22	@ Detroit	2-1 W

TORONTO WON BEST-OF-SEVEN FINAL 4-3

1947

PLAYER	POS	GP	G	A	PTS	PIM
Ted Kennedy	C	11	4	5	9	4
Gaye Stewart	L	11	2	5	7	8
Syl Apps	C	11	5	1	6	0
Nick Metz	L	6	4	2	6	0
Howie Meeker	R	11	3	3	6	6
Vic Lynn	L/D	11	4	1	5	16
Harry Watson	L	11	3	2	5	6
Don Metz	R	11	2	3	5	4
Gus Mortson	D	11	1	3	4	22
Bill Barilko	D	11	0	3	3	18
Bud Poile	R	7	2	0	2	2
Garth Boesch	D	11	0	2	2	6
Bill Ezinicki	R	11	0	2	2	30
Joe Klukay	L	11	1	0	1	0
Jimmy Thomson	D	11	0	1	1	22
Gus Bodnar	C	1	0	0	0	0
Turk Broda	G	11	0	0	0	0
Wally Stanowski	D	8	0	0	0	0

PLAYER	POS	GP	W	L	GA	GAA	SO	PIM	MIN
Turk Broda	G	11	8	3	27	2.38	1	0	680

GP	DATE	OPPONENT	RESULT
1	Mar 26	Detroit	3-2 W (OT)
2	Mar 29	Detroit	1-9 L
3	Apr 1	@ Detroit	4-1 W
4	Apr 3	@ Detroit	4-1 W
5	Apr 5	Detroit	6-1 W

TORONTO WON BEST-OF-SEVEN SEMI-FINAL 4-1

6	Apr 8	@ Montreal	0-6 L
7	Apr 10	@ Montreal	4-0 W
8	Apr 12	Montreal	4-2 W
9	Apr 15	Montreal	2-1 W (OT)
10	Apr 17	@ Montreal	1-3 L
11	Apr 19	Montreal	2-1 W

TORONTO WON BEST-OF-SEVEN FINAL 4-2

1948

PLAYER	POS	GP	G	A	PTS	PIM
Ted Kennedy	C	9	8	6	14	0
Max Bentley	C	9	4	7	11	0
Syl Apps	C	9	4	4	8	0
Harry Watson	L	9	5	2	7	9
Vic Lynn	L/D	9	2	5	7	20
Howie Meeker	R	9	2	4	6	15
Bill Ezinicki	R	9	3	1	4	6
Les Costello	L	5	2	2	4	2
Garth Boesch	D	8	2	1	3	2
Gus Mortson	D	5	1	2	3	2
Nick Metz	L	9	2	0	2	2
Joe Klukay	L	9	1	1	2	2
Jimmy Thomson	D	9	1	1	2	9
Wally Stanowski	D	9	0	2	2	2
Bill Barilko	D	9	1	0	1	17
Phil Samis	D	5	0	1	1	2
Turk Broda	G	9	0	0	0	10
Don Metz	R	2	0	0	0	2
Sid Smith	L	2	0	0	0	0

PLAYER	POS	GP	W	L	GA	GAA	SO	PIM	MIN
Turk Broda	G	9	8	1	20	2.15	1	10	557

GP	DATE	OPPONENT	RESULT
1	Mar 24	Boston	5-4 W (OT)
2	Mar 27	Boston	5-3 W
3	Mar 30	@ Boston	5-1 W
4	Apr 1	@ Boston	2-3 L
5	Apr 3	Boston	3-2 W

TORONTO WON BEST-OF-SEVEN SEMI-FINAL 4-1

6	Apr 7	Detroit	5-3 W
7	Apr 10	Detroit	4-2 W
8	Apr 11	@ Detroit	2-0 W
9	Apr 14	@ Detroit	7-2 W

TORONTO WON BEST-OF-SEVEN FINAL 4-0

ALL-TIME PLAYOFF SCORING & GAME RESULTS

 1949 

PLAYER	POS	GP	G	A	PTS	PIM
Ted Kennedy	C	9	2	6	8	2
Sid Smith	L	6	5	2	7	0
Max Bentley	C	9	4	3	7	2
Cal Gardner	C	9	2	5	7	0
Harry Watson	L	9	4	2	6	2
Ray Timgren	L	9	3	3	6	2
Fleming MacKell	C	9	2	4	6	4
Jimmy Thomson	D	9	1	5	6	10
Joe Klukay	L	9	2	3	5	4
Bill Ezinicki	R	9	1	4	5	20
Gus Mortson	D	9	2	1	3	8
Garth Boesch	D	9	0	2	2	6
Bill Juzda	D	9	0	2	2	8
Bill Barilko	D	9	0	1	1	20
Vic Lynn	L/D	8	0	1	1	2
Turk Broda	G	9	0	0	0	2
Bob Dawes	D/C	9	0	0	0	2
Don Metz	R	3	0	0	0	0
Harry Taylor	C	1	0	0	0	0

PLAYER	POS	GP	W	L	GA	GAA	SO	PIM	MIN
Turk Broda	G	9	8	1	15	1.57	1	2	574

GP	DATE	OPPONENT	RESULT
1	Mar 22	@ Boston	3-0 W
2	Mar 24	@ Boston	3-2 W
3	Mar 26	Boston	4-5 L (OT)
4	Mar 29	Boston	3-1 W
5	Mar 30	@ Boston	3-2 W

TORONTO WON BEST-OF-SEVEN SEMI-FINAL 4-1

6	Apr 8	@ Detroit	3-2 W (OT)
7	Apr 10	@ Detroit	3-1 W
8	Apr 13	Detroit	3-1 W
9	Apr 16	Detroit	3-1 W

TORONTO WON BEST-OF-SEVEN FINAL 4-0

 1950 

PLAYER	POS	GP	G	A	PTS	PIM
Max Bentley	C	7	3	3	6	0
Ray Timgren	L	6	0	4	4	2
Joe Klukay	L	7	3	0	3	4
Ted Kennedy	C	7	1	2	3	8
Sid Smith	L	7	0	3	3	2
Bill Barilko	D	7	1	1	2	18
Fleming MacKell	C	7	1	1	2	11
Vic Lynn	L/D	7	0	2	2	2
Jimmy Thomson	D	7	0	2	2	7
Cal Gardner	C	7	1	0	1	4
John McCormack	C	6	1	0	1	0
Howie Meeker	R	7	0	1	1	4
Garth Boesch	D	6	0	0	0	4
Turk Broda	G	7	0	0	0	0
Les Costello	L	1	0	0	0	0
Bill Ezinicki	R	5	0	0	0	13
Tim Horton	D	1	0	0	0	2
Bill Juzda	D	7	0	0	0	16
Gus Mortson	D	7	0	0	0	18
Harry Watson	L	7	0	0	0	2

PLAYER	POS	GP	W	L	GA	GAA	SO	PIM	MIN
Turk Broda	G	7	3	4	10	1.33	3	0	450

GP	DATE	OPPONENT	RESULT
1	Mar 28	@ Detroit	5-0 W
2	Mar 30	@ Detroit	1-3 L
3	Apr 1	Detroit	2-0 W
4	Apr 4	Detroit	1-2 L (OT)
5	Apr 6	@ Detroit	2-0 W
6	Apr 8	Detroit	0-4 L
7	Apr 9	@ Detroit	0-1 L (OT)

DETROIT WON BEST-OF-SEVEN SEMI-FINAL 4-3

 1951 

PLAYER	POS	GP	G	A	PTS	PIM
Max Bentley	C	11	2	11	13	4
Sid Smith	L	11	7	3	10	0
Ted Kennedy	C	11	4	5	9	6
Tod Sloan	C/R	11	4	5	9	18
Joe Klukay	L	11	4	3	7	0
Bill Barilko	D	11	3	2	5	31
Fleming MacKell	C	11	2	3	5	9
Harry Watson	L	5	1	2	3	4
Cal Gardner	C	11	1	1	2	4
Howie Meeker	R	11	1	1	2	14
Fern Flaman	D	9	1	0	1	8
Gus Mortson	D	11	0	1	1	4
Jimmy Thomson	D	11	0	1	1	34
Ray Timgren	L	11	0	1	1	2
Turk Broda	G	8	0	0	0	0
Bill Juzda	D	11	0	0	0	7
Danny Lewicki	L	9	0	0	0	0
Al Rollins	G	4	0	0	0	0

PLAYER	POS	GP	W	L	GA	GAA	SO	PIM	MIN
Turk Broda	G	8	5	1	9	1.10	2	0	492
Al Rollins	G	4	3	1	6	1.71	0	0	210

GP	DATE	OPPONENT	RESULT
1	Mar 28	Boston	0-2 L
*2	Mar 31	Boston	1-1 T (OT)
3	Apr 1	@ Boston	3-0 W
4	Apr 3	@ Boston	3-1 W
5	Apr 7	Boston	4-1 W
6	Apr 8	@ Boston	6-0 W

TORONTO WON BEST-OF-SEVEN SEMI-FINAL 4-1

7	Apr 11	Montreal	3-2 W (OT)
8	Apr 14	Montreal	2-3 L (OT)
9	Apr 17	@ Montreal	2-1 W (OT)
10	Apr 19	@ Montreal	3-2 W (OT)
11	Apr 21	Montreal	3-2 W (OT)

TORONTO WON BEST-OF-SEVEN FINAL 4-1

* Game called after the first overtime period due to a local curfew law.

ALL-TIME PLAYOFF SCORING & GAME RESULTS

1952

PLAYER	POS	GP	G	A	PTS	PIM
Joe Klukay	L	4	1	1	2	0
Fern Flaman	D	4	0	2	2	18
Max Bentley	C	4	1	0	1	2
Harry Watson	L	4	1	0	1	2
Ray Timgren	L	4	0	1	1	0
George Armstrong	R	4	0	0	0	2
Earl Balfour	L	1	0	0	0	0
Hugh Bolton	D	3	0	0	0	4
Turk Broda	G	2	0	0	0	0
Cal Gardner	C	3	0	0	0	2
Bill Juzda	D	3	0	0	0	2
Ted Kennedy	C	4	0	0	0	4
Howie Meeke	R	4	0	0	0	11
Jim Morrison	D	2	0	0	0	0
Gus Mortson	D	4	0	0	0	8
Al Rollins	G	2	0	0	0	0
Tod Sloan	C/R	4	0	0	0	10
Sid Smith	L	4	0	0	0	0
Jimmy Thomson	D	4	0	0	0	25

PLAYER	POS	GP	W	L	GA	GAA	SO	PIM	MIN
Turk Broda	G	2	0	2	7	3.50	0	0	120
Al Rollins	G	2	0	2	6	3.00	0	0	120

GP	DATE	OPPONENT	RESULT
1	Mar 25	@ Detroit	0-3 L
2	Mar 27	@ Detroit	0-1 L
3	Mar 29	Detroit	2-6 L
4	Apr 1	Detroit	1-3 L

DETROIT WON BEST-OF-SEVEN SEMI-FINAL 4-0

1954

PLAYER	POS	GP	G	A	PTS	PIM
Gord Hannigan	C	5	2	0	2	4
Tim Horton	D	5	1	1	2	4
Ted Kennedy	C	5	1	1	2	2
Tod Sloan	C/R	5	1	1	2	4
Sid Smith	L	5	1	1	2	0
Bob Bailey	R	5	0	2	2	4
George Armstrong	R	5	1	0	1	2
Rudy Migay	C	5	1	0	1	4
Hugh Bolton	D	5	0	1	1	4
Eric Nesterenko	R	5	0	1	1	9
Ron Stewart	R	5	0	1	1	10
Harry Watson	L	5	0	1	1	2
Leo Boivin	D	5	0	0	0	2
Fern Flaman	D	2	0	0	0	0
Harry Lumley	G	5	0	0	0	0
Jim Morrison	D	5	0	0	0	4
Jimmy Thomson	D	3	0	0	0	2

PLAYER	POS	GP	W	L	GA	GAA	SO	PIM	MIN
Harry Lumley	G	5	1	4	15	2.80	0	0	321

GP	DATE	OPPONENT	RESULT
1	Mar 23	@ Detroit	0-5 L
2	Mar 25	@ Detroit	3-1 W
3	Mar 27	Detroit	1-3 L
4	Mar 30	Detroit	1-2 L
5	Apr 1	@ Detroit	3-4 L (OT)

DETROIT WON BEST-OF-SEVEN SEMI-FINAL 4-1

1955

PLAYER	POS	GP	G	A	PTS	PIM
Sid Smith	L	4	3	1	4	0
Ted Kennedy	C	4	1	3	4	0
Hugh Bolton	D	4	0	3	3	6
George Armstrong	R	4	1	0	1	4
Brian Cullen	C	4	1	0	1	0
Jim Morrison	D	4	0	1	1	4
Eric Nesterenko	R	4	0	1	1	6
Bob Bailey	R	1	0	0	0	0
Larry Cahan	D	4	0	0	0	0
Joe Klukay	L	4	0	0	0	4
Harry Lumley	G	4	0	0	0	0
Parker MacDonald	C	4	0	0	0	4
Rudy Migay	C	3	0	0	0	10
Marc Reaume	D	4	0	0	0	2
Tod Sloan	C/R	4	0	0	0	2
Ron Stewart	R	4	0	0	0	2
Jimmy Thomson	D	4	0	0	0	16

PLAYER	POS	GP	W	L	GA	GAA	SO	PIM	MIN
Harry Lumley	G	4	0	4	14	3.50	0	0	240

GP	DATE	OPPONENT	RESULT
1	Mar 22	@ Detroit	4-7 L
2	Mar 24	@ Detroit	1-2 L
3	Mar 26	Detroit	1-2 L
4	Mar 29	Detroit	0-3 L

DETROIT WON BEST-OF-SEVEN SEMI-FINAL 4-0

ALL-TIME PLAYOFF SCORING & GAME RESULTS

1956

PLAYER	POS	GP	G	A	PTS	PIM
George Armstrong	R	5	4	2	6	0
Dick Duff	L	5	1	4	5	2
Jimmy Thomson	D	5	0	3	3	10
Ron Stewart	R	5	1	1	2	2
Ron Hurst	R	3	0	2	2	4
Marc Reaume	D	5	0	2	2	6
Brian Cullen	C	5	1	0	1	2
Billy Harris	C	5	1	0	1	4
Gerry James	R	5	1	0	1	8
Sid Smith	L	5	1	0	1	0
Earl Balfour	L	3	0	1	1	2
Hugh Bolton	D	5	0	1	1	0
Gord Hannigan	C	4	0	0	0	4
Tim Horton	D	2	0	0	0	4
Harry Lumley	G	5	0	0	0	2
Rudy Migay	C	5	0	0	0	6
Jim Morrison	D	5	0	0	0	4
Tod Sloan	C/R	2	0	0	0	5

GP	DATE	OPPONENT	RESULT
1	Mar 20	@ Detroit	2-3 L
2	Mar 22	@ Detroit	1-3 L
3	Mar 24	Detroit	4-5 L (OT)
4	Mar 27	Detroit	2-0 W
5	Mar 29	@ Detroit	1-3 L

DETROIT WON BEST-OF-SEVEN SEMI-FINAL 4-1

PLAYER	POS	GP	W	L	GA	GAA	SO	PIM	MIN
Harry Lumley	G	5	1	4	13	2.57	1	2	304

1959

PLAYER	POS	GP	G	A	PTS	PIM
Gerry Ehman	R	12	6	7	13	8
Frank Mahovlich	L	12	6	5	11	18
Bob Pulford	L	12	4	4	8	8
Dick Duff	L	12	4	3	7	8
Billy Harris	C	12	3	4	7	16
Bert Olmstead	L	12	4	2	6	13
Ron Stewart	R	12	3	3	6	6
Carl Brewer	D	12	0	6	6	40
George Armstrong	R	12	0	4	4	10
Tim Horton	D	12	0	3	3	16
Allan Stanley	D	12	0	3	3	2
Larry Regan	R	8	1	1	2	2
Brian Cullen	C	10	1	0	1	0
Dave Creighton	C	5	0	1	1	0
Bob Baun	D	12	0	0	0	24
Johnny Bower	G	12	0	0	0	0
Gary Collins	C	2	0	0	0	0
Barry Cullen	R	2	0	0	0	0
Rudy Migay	C	2	0	0	0	0
Noel Price	D	5	0	0	0	2
Marc Reaume	D	10	0	0	0	0

GP	DATE	OPPONENT	RESULT
1	Mar 24	@ Boston	1-5 L
2	Mar 26	@ Boston	2-4 L
3	Mar 28	Boston	3-2 W (OT)
4	Mar 31	Boston	3-2 W (OT)
5	Apr 2	@ Boston	4-1 W
6	Apr 4	Boston	4-5 L
7	Apr 7	@ Boston	3-2 W

TORONTO WON BEST-OF-SEVEN SEMI-FINAL 4-3

GP	DATE	OPPONENT	RESULT
8	Apr 9	@ Montreal	3-5 L
9	Apr 11	@ Montreal	1-3 L
10	Apr 14	Montreal	3-2 W (OT)
11	Apr 16	Montreal	2-3 L
12	Apr 18	@ Montreal	3-5 L

MONTREAL WON BEST-OF-SEVEN FINAL 4-1

PLAYER	POS	GP	W	L	GA	GAA	SO	PIM	MIN
Johnny Bower	G	12	5	7	38	3.06	0	0	746

1960

PLAYER	POS	GP	G	A	PTS	PIM
Red Kelly	D/C	10	3	8	11	2
Bert Olmstead	L	10	3	4	7	0
Larry Regan	R	10	3	3	6	0
Dick Duff	L	10	2	4	6	6
Bob Pulford	L	10	4	1	5	10
Carl Brewer	D	10	2	3	5	16
Allan Stanley	D	10	2	3	5	2
George Armstrong	R	10	1	4	5	4
Frank Mahovlich	L	10	3	1	4	27
Johnny Wilson	L	10	1	2	3	2
Billy Harris	C	9	0	3	3	4
Ron Stewart	R	10	0	2	2	2
Bob Baun	D	10	1	0	1	17
Garry Edmundson	L	9	0	1	1	4
Tim Horton	D	10	0	1	1	6
Johnny Bower	G	10	0	0	0	0
Gerry Ehman	R	9	0	0	0	0
Gerry James	R	10	0	0	0	0

GP	DATE	OPPONENT	RESULT
1	Mar 23	Detroit	1-2 L
2	Mar 26	Detroit	4-2 W
3	Mar 27	@ Detroit	5-4 W (OT)
4	Mar 29	@ Detroit	1-2 L (OT)
5	Apr 2	Detroit	5-4 W
6	Apr 3	@ Detroit	4-2 W

TORONTO WON BEST-OF-SEVEN SEMI-FINAL 4-2

GP	DATE	OPPONENT	RESULT
7	Apr 7	@ Montreal	2-4 L
8	Apr 9	@ Montreal	1-2 L
9	Apr 12	Montreal	2-5 L
10	Apr 14	Montreal	0-4 L

MONTREAL WON BEST-OF-SEVEN FINAL 4-0

PLAYER	POS	GP	W	L	GA	GAA	SO	PIM	MIN
Johnny Bower	G	10	4	6	31	2.88	0	0	645

ALL-TIME PLAYOFF SCORING & GAME RESULTS

1961

PLAYER	POS	GP	G	A	PTS	PIM
Bert Olmstead	L	3	1	2	3	10
Allan Stanley	D	5	0	3	3	0
George Armstrong	R	5	1	1	2	0
Dave Keon	C	5	1	1	2	0
Frank Mahovlich	L	5	1	1	2	6
Billy Harris	C	5	1	0	1	0
Red Kelly	D/C	2	1	0	1	0
Bob Nevin	R	5	1	0	1	2
Ron Stewart	R	5	1	0	1	2
Dick Duff	L	5	0	1	1	2
Bob Baun	D	3	0	0	0	8
Johnny Bower	G	3	0	0	0	2
Carl Brewer	D	5	0	0	0	4
Larry Hillman	D	5	0	0	0	0
Tim Horton	D	5	0	0	0	0
John MacMillan	R	4	0	0	0	0
Cesare Maniago	G	2	0	0	0	0
Bob Pulford	L	5	0	0	0	8
Larry Regan	R	4	0	0	0	0
Eddie Shack	L	4	0	0	0	2

PLAYER	POS	GP	W	L	GA	GAA	SO	PIM	MIN
Johnny Bower	G	3	0	3	8	2.67	0	2	180
Cesare Maniago	G	2	1	1	6	2.48	0	0	145

GP	DATE	OPPONENT	RESULT
1	Mar 22	Detroit	3-2 W (OT)
2	Mar 25	Detroit	2-4 L
3	Mar 26 @	Detroit	0-2 L
4	Mar 28 @	Detroit	1-4 L
5	Apr 1	Detroit	2-3 L

DETROIT WON BEST-OF-SEVEN SEMI-FINAL 4-1

1962

PLAYER	POS	GP	G	A	PTS	PIM
Tim Horton	D	12	3	13	16	16
Dick Duff	L	12	3	10	13	20
George Armstrong	R	12	7	5	12	2
Frank Mahovlich	L	12	6	6	12	29
Red Kelly	D/C	12	4	6	10	0
Bob Pulford	L	12	7	1	8	24
Dave Keon	C	12	5	3	8	0
Ron Stewart	R	11	1	6	7	4
Bob Nevin	R	12	2	4	6	6
Billy Harris	C	12	2	1	3	2
Bob Baun	D	12	0	3	3	19
Allan Stanley	D	12	0	3	3	6
Carl Brewer	D	8	0	2	2	22
Ed Litzenberger	C/R	10	0	2	2	4
Bert Olmstead	L	4	0	1	1	0
Al Arbour	D	8	0	0	0	6
Johnny Bower	G	10	0	0	0	0
John MacMillan	R	3	0	0	0	0
Eddie Shack	L	9	0	0	0	18
Don Simmons	G	3	0	0	0	0

PLAYER	POS	GP	W	L	GA	GAA	SO	PIM	MIN
Johnny Bower	G	10	6	3	20	2.07	0	0	579
Don Simmons	G	3	2	1	8	2.91	0	0	165

GP	DATE	OPPONENT	RESULT
1	Mar 27	NY Rangers	4-2 W
2	Mar 29	NY Rangers	2-1 W
3	Apr 1 @	NY Rangers	4-5 L
4	Apr 3 @	NY Rangers	2-4 L
5	Apr 5	NY Rangers	3-2 W (OT)
6	Apr 7	NY Rangers	7-1 W

TORONTO WON BEST-OF-SEVEN SEMI-FINAL 4-2

GP	DATE	OPPONENT	RESULT
7	Apr 10	Chicago	4-1 W
8	Apr 12	Chicago	3-2 W
9	Apr 15 @	Chicago	0-3 L
10	Apr 17 @	Chicago	1-4 L
11	Apr 19	Chicago	8-4 W
12	Apr 22 @	Chicago	2-1 W

TORONTO WON BEST-OF-SEVEN FINAL 4-2

1963

PLAYER	POS	GP	G	A	PTS	PIM
Dave Keon	C	10	7	5	12	0
George Armstrong	R	10	3	6	9	4
Red Kelly	D/C	10	2	6	8	6
Bob Pulford	L	10	2	5	7	14
Allan Stanley	D	10	1	6	7	8
Dick Duff	L	10	4	1	5	2
Ron Stewart	R	10	4	0	4	2
Tim Horton	D	10	1	3	4	10
Bob Nevin	R	10	3	0	3	2
Eddie Shack	L	10	2	1	3	11
Ed Litzenberger	C/R	9	1	2	3	6
Bob Baun	D	10	0	3	3	6
Kent Douglas	D	10	1	1	2	2
Frank Mahovlich	L	9	0	2	2	8
Johnny Bower	G	10	0	1	1	0
Carl Brewer	D	10	0	1	1	12
Billy Harris	C	10	0	1	1	0
John MacMillan	R	1	0	0	0	0

PLAYER	POS	GP	W	L	GA	GAA	SO	PIM	MIN
Johnny Bower	G	10	8	2	16	1.60	2	0	600

GP	DATE	OPPONENT	RESULT
1	Mar 26	Montreal	3-1 W
2	Mar 28	Montreal	3-2 W
3	Mar 30 @	Montreal	2-0 W
4	Apr 2 @	Montreal	1-3 L
5	Apr 4	Montreal	5-0 W

TORONTO WON BEST-OF-SEVEN SEMI-FINAL 4-1

GP	DATE	OPPONENT	RESULT
6	Apr 9	Detroit	4-2 W
7	Apr 11	Detroit	4-2 W
8	Apr 14 @	Detroit	2-3 L
9	Apr 16 @	Detroit	4-2 W
10	Apr 18	Detroit	3-1 W

TORONTO WON BEST-OF-SEVEN FINAL 4-1

ALL-TIME PLAYOFF SCORING & GAME RESULTS

1964

PLAYER	POS	GP	G	A	PTS	PIM
Frank Mahovlich	L	14	4	11	15	20
George Armstrong	R	14	5	8	13	10
Red Kelly	D/C	14	4	9	13	4
Don McKenney	C	12	4	8	12	0
Dave Keon	C	14	7	2	9	2
Andy Bathgate	R	14	5	4	9	25
Bob Pulford	L	14	5	3	8	20
Allan Stanley	D	14	1	6	7	20
Bob Baun	D	14	2	3	5	42
Tim Horton	D	14	0	4	4	20
Ron Stewart	R	14	0	4	4	24
Billy Harris	C	9	1	1	2	4
Gerry Ehman	R	9	1	0	1	4
Carl Brewer	D	12	0	1	1	30
Eddie Shack	L	13	0	1	1	25
Al Arbour	D	1	0	0	0	0
Johnny Bower	G	14	0	0	0	0
Larry Hillman	D	11	0	0	0	2
Ed Litzenberger	C/R	1	0	0	0	10
Jim Pappin	R	11	0	0	0	0

GP	DATE	OPPONENT	RESULT
1	Mar 26	@ Montreal	0-2 L
2	Mar 28	@ Montreal	2-1 W
3	Mar 31	Montreal	2-3 L
4	Apr 2	Montreal	5-3 W
5	Apr 4	@ Montreal	2-4 L
6	Apr 7	Montreal	3-0 W
7	Apr 9	@ Montreal	3-1 W

TORONTO WON BEST-OF-SEVEN SEMI-FINAL 4-3

8	Apr 11	Detroit	3-2 W
9	Apr 14	Detroit	3-4 L (OT)
10	Apr 16	@ Detroit	3-4 L
11	Apr 18	@ Detroit	4-2 W
12	Apr 21	Detroit	1-2 L
13	Apr 23	@ Detroit	4-3 W (OT)
14	Apr 25	Detroit	4-0 W

TORONTO WON BEST-OF-SEVEN FINAL 4-3

PLAYER	POS	GP	W	L	GA	GAA	SO	PIM	MIN
Johnny Bower	G	14	8	6	30	2.12	2	0	850

1965

PLAYER	POS	GP	G	A	PTS	PIM
Red Kelly	D/C	6	3	2	5	2
Dave Keon	C	6	2	2	4	2
Ron Ellis	R	6	3	0	3	2
Carl Brewer	D	6	1	2	3	12
Frank Mahovlich	L	6	0	3	3	9
Pete Stenkowski	C	6	0	3	3	7
Dickie Moore	L	5	1	1	2	6
Bob Pulford	L	6	1	1	2	16
Tim Horton	D	6	0	2	2	13
George Armstrong	R	6	1	0	1	4
Andy Bathgate	R	6	1	0	1	6
Eddie Shack	L	5	1	0	1	8
Bob Baun	D	6	0	1	1	14
Kent Douglas	D	5	0	1	1	19
Allan Stanley	D	6	0	1	1	12
Ron Stewart	R	6	0	1	1	2
Al Arbour	D	1	0	0	0	2
Johnny Bower	G	5	0	0	0	0
Don McKenney	C	6	0	0	0	0
Terry Sawchuk	G	1	0	0	0	0

GP	DATE	OPPONENT	RESULT
1	Apr 1	@ Montreal	2-3 L
2	Apr 3	@ Montreal	1-3 L
3	Apr 6	Montreal	3-2 W (OT)
4	Apr 8	Montreal	4-2 W
5	Apr 10	@ Montreal	1-3 L
6	Apr 13	Montreal	3-4 L (OT)

MONTREAL WON BEST-OF-SEVEN SEMI-FINAL 4-2

PLAYER	POS	GP	W	L	GA	GAA	SO	PIM	MIN
Johnny Bower	G	5	2	3	13	2.43	0	0	321
Terry Sawchuk	G	1	0	1	3	3.00	0	0	60

1966

PLAYER	POS	GP	G	A	PTS	PIM
Eddie Shack	L	4	2	1	3	33
Larry Hillman	D	4	1	1	2	6
Bob Pulford	L	4	1	1	2	12
Red Kelly	D/C	4	0	2	2	0
Dave Keon	C	4	0	2	2	0
Tim Horton	D	4	1	0	1	12
Frank Mahovlich	L	4	1	0	1	10
George Armstrong	R	4	0	1	1	4
Bob Baun	D	4	0	1	1	8
Wally Boyer	C	4	0	1	1	0
Johnny Bower	G	2	0	0	0	0
Ron Ellis	R	4	0	0	0	2
Orland Kurtenbach	C	4	0	0	0	20
Marcel Pronovost	D	4	0	0	0	6
Terry Sawchuk	G	2	0	0	0	0
Brit Selby	L	4	0	0	0	0
Allan Stanley	D	1	0	0	0	0
Pete Stenkowski	C	4	0	0	0	26

GP	DATE	OPPONENT	RESULT
1	Apr 7	@ Montreal	3-4 L
2	Apr 9	@ Montreal	0-2 L
3	Apr 12	Montreal	2-5 L
4	Apr 14	Montreal	1-4 L

MONTREAL WON BEST-OF-SEVEN SEMI-FINAL 4-0

PLAYER	POS	GP	W	L	GA	GAA	SO	PIM	MIN
Johnny Bower	G	2	0	2	8	4.00	0	0	120
Terry Sawchuk	G	2	0	2	6	3.00	0	0	120

ALL-TIME PLAYOFF SCORING & GAME RESULTS

1967

PLAYER	POS	GP	G	A	PTS	PIM
Jim Pappin	R	12	7	8	15	12
Pete Stenkowski	C	12	5	7	12	20
Bob Pulford	L	12	1	10	11	12
Frank Mahovlich	L	12	3	7	10	8
Tim Horton	D	12	3	5	8	25
Dave Keon	C	12	3	5	8	0
Mike Walton	C	12	4	3	7	2
Brian Conacher	L	12	3	2	5	21
Red Kelly	D/C	12	0	5	5	2
George Armstrong	R	9	2	1	3	6
Ron Ellis	R	12	2	1	3	4
Larry Hillman	D	12	1	2	3	0
Allan Stanley	D	12	0	2	2	10
Marcel Pronovost	D	12	1	0	1	8
Larry Jeffrey	L	6	0	1	1	4
Bob Baun	D	10	0	0	0	4
Johnny Bower	G	4	0	0	0	2
Aut Erickson	D	1	0	0	0	2
Milan Marcetta	C	3	0	0	0	0
Terry Sawchuk	G	10	0	0	0	0
Eddie Shack	L	8	0	0	0	8

PLAYER	POS	GP	W	L	GA	GAA	SO	PIM	MIN
Terry Sawchuk	G	10	6	4	25	2.65	0	0	565
Johnny Bower	G	4	2	0	5	1.64	1	2	183

GP	DATE	OPPONENT	RESULT
1	Apr 6	@ Chicago	2-5 L
2	Apr 9	@ Chicago	3-1 W
3	Apr 11	Chicago	3-1 W
4	Apr 13	Chicago	3-4 L
5	Apr 15	@ Chicago	4-2 W
6	Apr 18	Chicago	3-1 W
TORONTO WON BEST-OF-SEVEN SEMI-FINAL 4-2			
7	Apr 20	@ Montreal	2-6 L
8	Apr 22	@ Montreal	3-0 W
9	Apr 25	Montreal	3-2 W (OT)
10	Apr 27	Montreal	2-6 L
11	Apr 29	@ Montreal	4-1 W
12	May 2	Montreal	3-1 W
TORONTO WON BEST-OF-SEVEN FINAL 4-2			

1969

PLAYER	POS	GP	G	A	PTS	PIM	PP	SH	GW
Dave Keon	C	4	1	3	4	2	0	1	0
Ron Ellis	R	4	2	1	3	2	1	0	0
Murray Oliver	C	4	1	2	3	0	0	0	0
Norm Ullman	C	4	1	0	1	0	0	0	0
Jim Dorey	D	4	0	1	1	21	0	0	0
Paul Henderson	R	4	0	1	1	0	0	0	0
Pierre Pilote	D	4	0	1	1	4	0	0	0
George Armstrong	R	4	0	0	0	0	0	0	0
Johnny Bower	G	4	0	0	0	0	0	0	0
Bruce Gamble	G	3	0	0	0	0	0	0	0
Tim Horton	D	4	0	0	0	7	0	0	0
Forbes Kennedy	C	1	0	0	0	38	0	0	0
Rick Ley	D	3	0	0	0	9	0	0	0
Larry Mickey	R	3	0	0	0	5	0	0	0
Mike Pelyk	D	4	0	0	0	8	0	0	0
Bob Pulford	L	4	0	0	0	2	0	0	0
Pat Quinn	D	4	0	0	0	13	0	0	0
Brit Selby	L	4	0	0	0	4	0	0	0
Floyd Smith	R	4	0	0	0	0	0	0	0
Mike Walton	C	4	0	0	0	4	0	0	0

PLAYER	POS	GP	W	L	GA	GAA	SO	PIM	MIN
Johnny Bower	G	4	0	2	11	4.29	0	0	154
Bruce Gamble	G	3	0	2	13	9.07	0	0	86

GP	DATE	OPPONENT	RESULT
1	Apr 2	@ Boston	0-10 L
2	Apr 3	@ Boston	0-7 L
3	Apr 5	Boston	3-4 L
4	Apr 6	Boston	2-3 L
BOSTON WON BEST-OF-SEVEN QUARTER-FINAL 4-0			

1971

PLAYER	POS	GP	G	A	PTS	PIM	PP	SH	GW
Paul Henderson	R	6	5	1	6	4	1	0	2
Dave Keon	C	6	3	2	5	0	0	0	0
Jim McKenny	D	6	2	1	3	2	1	0	0
Darryl Sittler	C	6	2	1	3	31	1	0	0
Billy MacMillan	R	6	0	3	3	2	0	0	0
Garry Monahan	L	6	2	0	2	2	0	0	0
Ron Ellis	R	6	1	1	2	2	1	0	0
George Armstrong	R	6	0	2	2	0	0	0	0
Rick Ley	D	6	0	2	2	4	0	0	0
Norm Ullman	C	6	0	2	2	2	0	0	0
Bob Baun	D	6	0	1	1	19	0	0	0
Jim Dorey	D	6	0	1	1	19	0	0	0
Jim Harrison	C	6	0	1	1	33	0	0	0
Brian Spencer	L	6	0	1	1	17	0	0	0
Denis Dupere	L	6	0	0	0	0	0	0	0
Brian Glennie	D	3	0	0	0	0	0	0	0
Bernie Parent	G	4	0	0	0	0	0	0	0
Mike Pelyk	D	6	0	0	0	10	0	0	0
Jacques Plante	G	3	0	0	0	0	0	0	0
Guy Trottier	R	5	0	0	0	0	0	0	0

PLAYER	POS	GP	W	L	GA	GAA	SO	PIM	MIN
Bernie Parent	G	4	2	2	9	2.30	0	0	235
Jacques Plante	G	3	0	2	7	3.13	0	0	134

GP	DATE	OPPONENT	RESULT
1	Apr 7	@ NY Rangers	4-5 L
2	Apr 8	@ NY Rangers	4-1 W
3	Apr 10	NY Rangers	3-1 W
4	Apr 11	NY Rangers	2-4 L
5	Apr 13	@ NY Rangers	1-3 L
6	Apr 15	NY Rangers	1-2 L (OT)
NY RANGERS WON BEST-OF-SEVEN QUARTER-FINAL 4-2			

ALL-TIME PLAYOFF SCORING & GAME RESULTS

1972

PLAYER	POS	GP	G	A	PTS	PIM	PP	SH	GW
Dave Keon	C	5	2	3	5	0	0	0	0
Norm Ullman	C	5	1	3	4	2	0	0	0
Jim McKenny	D	5	3	0	3	2	2	1	0
Paul Henderson	R	5	1	2	3	6	0	0	0
Ron Ellis	R	5	1	1	2	4	1	0	0
Jim Harrison	C	5	1	0	1	10	0	0	1
Guy Trottier	R	4	1	0	1	16	0	0	0
Pierre Jarry	L	5	0	1	1	0	0	0	0
Bob Baun	D	5	0	0	0	4	0	0	0
Denis Dupere	L	5	0	0	0	0	0	0	0
Brian Glennie	D	5	0	0	0	25	0	0	0
Rick Kehoe	R	2	0	0	0	2	0	0	0
Rick Ley	D	5	0	0	0	7	0	0	0
Billy MacMillan	R	5	0	0	0	0	0	0	0
Don Marshall	L	1	0	0	0	0	0	0	0
Garry Monahan	L	5	0	0	0	0	0	0	0
Bernie Parent	G	4	0	0	0	0	0	0	0
Mike Pelyk	D	5	0	0	0	8	0	0	0
Jacques Plante	G	1	0	0	0	0	0	0	0
Brad Selwood	D	5	0	0	0	4	0	0	0
Darryl Sittler	C	3	0	0	0	2	0	0	0

GP	DATE	OPPONENT	RESULT
1	Apr 5	@ Boston	0-5 L
2	Apr 6	@ Boston	4-3 W (OT)
3	Apr 8	Boston	0-2 L
4	Apr 9	Boston	4-5 L
5	Apr 11	@ Boston	2-3 L

BOSTON WON BEST-OF-SEVEN QUARTER-FINAL 4-1

PLAYER	POS	GP	W	L	GA	GAA	SO	PIM	MIN
Bernie Parent	G	4	1	3	13	3.21	0	0	243
Jacques Plante	G	1	0	1	5	5.00	0	0	60

1974

PLAYER	POS	GP	G	A	PTS	PIM	PP	SH	GW
Bob Neely	L	4	1	3	4	0	0	0	0
Ron Ellis	R	4	2	1	3	0	0	0	0
Darryl Sittler	C	4	2	1	3	6	1	0	0
Dave Keon	C	4	1	2	3	0	0	0	0
Norm Ullman	C	4	1	1	2	0	0	0	0
Paul Henderson	R	4	0	2	2	2	0	0	0
Jim McKenny	D	4	0	2	2	0	0	0	0
Inge Hammarstrom	L	4	1	0	1	0	0	0	0
Eddie Shack	L	4	1	0	1	2	0	0	0
Tim Ecclestone	L	4	0	1	1	0	0	0	0
George Ferguson	C	3	0	1	1	2	0	0	0
Garry Monahan	L	4	0	1	1	7	0	0	0
Borje Salming	D	4	0	1	1	4	0	0	0
Errol Thompson	L	2	0	1	1	0	0	0	0
Willie Brossart	D	1	0	0	0	0	0	0	0
Denis Dupere	L	3	0	0	0	0	0	0	0
Doug Favell	G	3	0	0	0	0	0	0	0
Brian Glennie	D	3	0	0	0	10	0	0	0
Eddie Johnston	G	1	0	0	0	0	0	0	0
Mike Pelyk	D	4	0	0	0	4	0	0	0
Ian Turnbull	D	4	0	0	0	8	0	0	0

GP	DATE	OPPONENT	RESULT
1	Apr 10	@ Boston	0-1 L
2	Apr 11	@ Boston	3-6 L
3	Apr 13	Boston	3-6 L
4	Apr 14	Boston	3-4 L (OT)

BOSTON WON BEST-OF-SEVEN QUARTER-FINAL 4-0

PLAYER	POS	GP	W	L	GA	GAA	SO	PIM	MIN
Doug Favell	G	3	0	3	10	3.31	0	0	181
Eddie Johnston	G	1	0	1	6	6.00	0	0	60

1975

PLAYER	POS	GP	G	A	PTS	PIM	PP	SH	GW
Blaine Stoughton	R	7	4	2	6	2	1	0	1
Dave Keon	C	7	0	5	5	0	0	0	0
Inge Hammarstrom	L	7	1	3	4	4	0	0	1
Tiger Williams	L	7	1	3	4	25	1	0	0
Borje Salming	D	7	0	4	4	6	0	0	0
Ron Ellis	R	7	3	0	3	2	1	0	0
Darryl Sittler	C	7	2	1	3	15	1	0	0
Dave Dunn	D	7	1	1	2	24	0	0	0
Ian Turnbull	D	7	0	2	2	4	0	0	0
George Ferguson	C	7	1	0	1	7	0	0	0
Jim McKenny	D	7	0	1	1	2	0	0	0
Claire Alexander	D	7	0	0	0	0	0	0	0
Bill Flett	R	5	0	0	0	2	0	0	0
Lanny McDonald	R	7	0	0	0	2	0	0	0
Gord McRae	G	7	0	0	0	0	0	0	0
Bob Neely	L	3	0	0	0	2	0	0	0
Rod Seiling	D	7	0	0	0	0	0	0	0
Errol Thompson	L	6	0	0	0	9	0	0	0
Norm Ullman	C	7	0	0	0	2	0	0	0

GP	DATE	OPPONENT	RESULT
1	Apr 8	@ Los Angeles	2-3 L (OT)
2	Apr 10	Los Angeles	3-2 W (OT)
3	Apr 11	@ Los Angeles	2-1 W

TORONTO WON BEST-OF-THREE PRELIMINARY-2-1

GP	DATE	OPPONENT	RESULT
4	Apr 13	@ Philadelphia	3-6 L
5	Apr 15	@ Philadelphia	0-3 L
6	Apr 17	Philadelphia	0-2 L
7	Apr 19	Philadelphia	3-4 L (OT)

PHILADELPHIA WON BEST-OF-SEVEN QUARTER-FINAL 4-0

PLAYER	POS	GP	W	L	GA	GAA	SO	PIM	MIN
Gord McRae	G	7	2	5	21	2.86	0	0	441

ALL-TIME PLAYOFF SCORING & GAME RESULTS

1976

PLAYER	POS	GP	G	A	PTS	PIM	PP	SH	GW
Darryl Sittler	C	10	5	7	12	19	2	0	1
Ian Turnbull	D	10	2	9	11	29	1	0	0
Lanny McDonald	R	10	4	4	8	4	2	0	1
Borje Salming	D	10	3	4	7	9	1	0	0
Errol Thompson	L	10	3	3	6	0	2	1	0
Claire Alexander	D	9	2	4	6	4	1	0	0
George Ferguson	C	10	2	4	6	2	0	0	1
Jim McKenny	D	6	2	3	5	2	1	0	1
Jack Valiquette	C	10	2	3	5	2	0	0	0
Pat Boutette	C/R	10	1	4	5	16	0	0	0
Bob Neely	L	10	3	1	4	7	2	0	0
Stan Weir	C	9	1	3	4	0	1	0	1
Scott Garland	C	7	1	2	3	35	1	0	0
Brian Glennie	D	6	0	1	1	15	0	0	0
Rod Seiling	D	10	0	1	1	6	0	0	0
Dave Dunn	D	3	0	0	0	17	0	0	0
Gord McRae	G	1	0	0	0	0	0	0	0
Wayne Thomas	G	10	0	0	0	0	0	0	0
Kurt Walker	D	6	0	0	0	24	0	0	0
Bob Warner	D	2	0	0	0	0	0	0	0
Tiger Williams	L	10	0	0	0	75	0	0	0
PLAYER	POS	GP	W	L	GA	GAA	SO	PIM	MIN
Wayne Thomas	G	10	5	5	34	3.48	1	0	587
Gord McRae	G	1	0	0	1	4.62	0	0	13

GP	DATE	OPPONENT	RESULT
1	Apr 6	Pittsburgh	4-1 W
2	Apr 8	@ Pittsburgh	0-2 L
3	Apr 9	Pittsburgh	4-0 W
TORONTO WON BEST-OF-THREE			
PRELIMINARY 2-1			
4	Apr 12	@ Philadelphia	1-4 L
5	Apr 13	@ Philadelphia	1-3 L
6	Apr 15	Philadelphia	5-4 W
7	Apr 17	Philadelphia	4-3 W
8	Apr 20	@ Philadelphia	1-7 L
9	Apr 22	Philadelphia	8-5 W
10	Apr 25	@ Philadelphia	3-7 L
PHILADELPHIA WON BEST-OF-SEVEN			
QUARTER-FINAL 4-3			

1977

PLAYER	POS	GP	G	A	PTS	PIM	PP	SH	GW
Darryl Sittler	C	9	5	16	21	4	3	0	0
Lanny McDonald	R	9	10	7	17	6	3	0	1
Borje Salming	D	9	3	6	9	6	2	0	0
Tiger Williams	L	9	3	6	9	29	0	0	1
Ian Turnbull	D	9	4	4	8	10	4	0	0
Bob Neely	L	9	1	3	4	6	1	0	0
Pat Boutette	C/R	9	0	4	4	17	0	0	0
Stan Weir	C	7	2	1	3	0	1	0	1
George Ferguson	C	9	0	3	3	7	0	0	0
Errol Thompson	L	9	2	0	2	0	0	0	1
Jim McKenny	D	9	0	2	2	2	0	0	0
Mike Pelyk	D	9	0	2	2	4	0	0	0
Don Ashby	C	9	1	0	1	4	0	0	0
Randy Carlyle	D	9	0	1	1	20	0	0	0
Bruce Boudreau	C	3	0	0	0	0	0	0	0
Paul Evans	C/L	2	0	0	0	0	0	0	0
Brian Glennie	D	2	0	0	0	0	0	0	0
Inge Hammarstrom	L	2	0	0	0	0	0	0	0
Mike Palmateer	G	6	0	0	0	0	0	0	0
Tracy Pratt	D	4	0	0	0	0	0	0	0
Wayne Thomas	G	4	0	0	0	0	0	0	0
Bob Warner	D	2	0	0	0	0	0	0	0
PLAYER	POS	GP	W	L	GA	GAA	SO	PIM	MIN
Mike Palmateer	G	6	3	3	16	2.67	0	0	360
Wayne Thomas	G	4	1	2	12	3.56	0	0	202

GP	DATE	OPPONENT	RESULT
1	Apr 5	@ Pittsburgh	4-2 W
2	Apr 7	Pittsburgh	4-6 L
3	Apr 9	@ Pittsburgh	5-2 W
TORONTO WON BEST-OF-THREE			
PRELIMINARY 2-1			
4	Apr 11	@ Philadelphia	3-2 W
5	Apr 13	@ Philadelphia	4-1 W
6	Apr 15	Philadelphia	3-4 L (OT)
7	Apr 17	Philadelphia	5-6 L (OT)
8	Apr 19	@ Philadelphia	0-2 L
9	Apr 21	Philadelphia	3-4 L
PHILADELPHIA WON BEST-OF-SEVEN			
QUARTER-FINAL 4-2			

1978

PLAYER	POS	GP	G	A	PTS	PIM	PP	SH	GW
Ian Turnbull	D	13	6	10	16	10	1	0	0
Darryl Sittler	C	13	3	8	11	12	2	0	0
Lanny McDonald	R	13	3	4	7	10	1	0	2
George Ferguson	C	13	5	1	6	7	0	0	0
Pat Boutette	C/R	13	3	3	6	40	0	0	0
Jimmy Jones	R	13	1	5	6	7	0	0	0
Ron Ellis	R	13	3	2	5	0	0	0	2
Stan Weir	C	13	3	1	4	0	1	0	1
Borje Salming	D	6	2	2	4	6	0	0	1
Dan Maloney	L	13	1	3	4	17	1	0	0
Jack Valiquette	C	13	1	3	4	2	1	0	0
Tiger Williams	L	12	1	2	3	63	0	0	0
Trevor Johansen	D	13	0	3	3	21	0	0	0
Jerry Butler	R	13	1	1	2	18	0	0	0
Randy Carlyle	D	7	0	1	1	8	0	0	0
Mike Pelyk	D	12	0	1	1	7	0	0	0
John Anderson	R	2	0	0	0	0	0	0	0
Brian Glennie	D	13	0	0	0	16	0	0	0
Mike Palmateer	G	13	0	0	0	7	0	0	0
Kurt Walker	D	10	0	0	0	10	0	0	0
PLAYER	POS	GP	W	L	GA	GAA	SO	PIM	MIN
Mike Palmateer	G	13	6	7	32	2.42	2	7	795

GP	DATE	OPPONENT	RESULT
1	Apr 11	Los Angeles	7-3 W
2	Apr 13	@ Los Angeles	4-0 W
TORONTO WON BEST-OF-THREE			
PRELIMINARY 2-0			
3	Apr 17	@ NY Islanders	1-4 L
4	Apr 19	@ NY Islanders	2-3 L (OT)
5	Apr 21	NY Islanders	2-0 W
6	Apr 23	NY Islanders	3-1 W
7	Apr 25	@ NY Islanders	1-2 L (OT)
8	Apr 27	NY Islanders	5-2 W
9	Apr 29	@ NY Islanders	2-1 W (OT)
TORONTO WON BEST-OF-SEVEN			
QUARTER-FINAL 4-3			
10	May 2	@ Montreal	3-5 L
11	May 4	@ Montreal	2-3 L
12	May 6	Montreal	1-6 L
13	May 9	Montreal	0-2 L
MONTREAL WON BEST-OF-SEVEN			
SEMI-FINAL 4-0			

ALL-TIME PLAYOFF SCORING & GAME RESULTS

1979

PLAYER	POS	GP	G	A	PTS	PIM	PP	SH	GW
Darryl Sittler	C	6	5	4	9	17	2	0	0
Walt McKechnie	C	6	4	3	7	7	0	1	1
Dan Maloney	L	6	3	3	6	2	1	0	1
Lanny McDonald	R	6	3	2	5	0	0	0	0
Pat Boutette	C/R	6	2	2	4	22	0	0	0
Ian Turnbull	D	6	0	4	4	27	0	0	0
Dave Hutchison	D	6	0	3	3	23	0	0	0
Ron Ellis	R	6	1	1	2	2	0	0	0
John Anderson	R	6	0	2	2	0	0	0	0
Rocky Saganiuk	R/C	3	1	0	1	5	0	0	0
Dave Burrows	D	6	0	1	1	7	0	0	0
Paul Gardner	C	6	0	1	1	4	0	0	0
Joel Quenneville	D	6	0	1	1	4	0	0	0
Borje Salming	D	6	0	1	1	8	0	0	0
Ron Wilson	D	3	0	1	1	0	0	0	0
Jerry Butler	R	6	0	0	0	4	0	0	0
Paul Harrison	G	2	0	0	0	0	0	0	0
Jimmy Jones	R	6	0	0	0	4	0	0	0
Mike Palmateer	G	5	0	0	0	6	0	0	0
Tiger Williams	L	6	0	0	0	48	0	0	0

GP	DATE	OPPONENT	RESULT
1	Apr 10	@ Atl. Flames	2-1 W
2	Apr 12	Atl. Flames	7-4 W

TORONTO WON BEST-OF-THREE PRELIMINARY 2-0

3	Apr 16	@ Montreal	2-5 L
4	Apr 18	@ Montreal	1-5 L
5	Apr 21	Montreal	3-4 L (OT)
6	Apr 22	Montreal	4-5 L (OT)

MONTREAL WON BEST-OF-SEVEN QUARTER-FINAL 4-0

PLAYER	POS	GP	W	L	GA	GAA	SO	PIM	MIN
Mike Palmateer	G	5	2	3	17	3.42	0	6	298
Paul Harrison	G	2	0	1	7	4.62	0	0	91

1980

PLAYER	POS	GP	G	A	PTS	PIM	PP	SH	GW
Darryl Sittler	C	3	1	2	3	10	1	0	0
Ron Wilson	D	3	1	2	3	2	1	0	0
Ian Turnbull	D	3	0	3	3	2	0	0	0
Terry Martin	L	3	2	0	2	7	0	0	0
John Anderson	R	3	1	1	2	0	0	0	0
Laurie Boschman	C	3	1	1	2	18	1	0	0
Borje Salming	D	3	1	1	2	2	1	0	0
Wilf Paiement	R	3	0	2	2	17	0	0	0
Rick Vaive	R	3	1	0	1	11	0	0	0
Dave Burrows	D	3	0	1	1	2	0	0	0
Larry Carriere	D	2	0	0	0	0	0	0	0
Jiri Crha	G	2	0	0	0	0	0	0	0
Bill Derlago	C	3	0	0	0	4	0	0	0
Ron Ellis	R	3	0	0	0	0	0	0	0
Dave Farrish	D	3	0	0	0	10	0	0	0
Pat Hickey	L	3	0	0	0	2	0	0	0
Mike Kaszycki	C	2	0	0	0	2	0	0	0
Richard Mulhern	D	1	0	0	0	0	0	0	0
Mike Palmateer	G	1	0	0	0	2	0	0	0
Rocky Saganiuk	R/C	3	0	0	0	10	0	0	0

GP	DATE	OPPONENT	RESULT
1	Apr 8	@ Min. North Stars	3-6 L
2	Apr 9	@ Min. North Stars	2-7 L
3	Apr 11	Min. North Stars	3-4 L (OT)

MIN. NORTH STARS WON BEST-OF-FIVE PRELIMINARY 3-0

PLAYER	POS	GP	W	L	GA	GAA	SO	PIM	MIN
Jiri Crha	G	2	0	2	10	4.96	0	0	121
Mike Palmateer	G	1	0	1	7	7.00	0	2	60

1981

PLAYER	POS	GP	G	A	PTS	PIM	PP	SH	GW
Rene Robert	R	3	0	2	2	2	0	0	0
Borje Salming	D	3	0	2	2	4	0	0	0
Bruce Boudreau	C	2	1	0	1	0	0	0	0
Bill Derlago	C	3	1	0	1	2	1	0	0
Ian Turnbull	D	3	1	0	1	4	0	0	0
Rick Vaive	R	3	1	0	1	4	0	0	0
Vitezslav Duris	D	3	0	1	1	2	0	0	0
Barry Melrose	D	3	0	1	1	15	0	0	0
Ron Sedlbauer	L	2	0	1	1	2	0	0	0
John Anderson	R	2	0	0	0	0	0	0	0
Laurie Boschman	C	3	0	0	0	7	0	0	0
Jiri Crha	G	3	0	0	0	0	0	0	0
Dave Farrish	D	1	0	0	0	0	0	0	0
Paul Harrison	G	1	0	0	0	0	0	0	0
Pat Hickey	L	2	0	0	0	0	0	0	0
Michel Larocque	G	2	0	0	0	0	0	0	0
Dan Maloney	L	3	0	0	0	4	0	0	0
Terry Martin	L	3	0	0	0	0	0	0	0
Wilf Paiement	R	3	0	0	0	2	0	0	0
Dave Shand	D	3	0	0	0	0	0	0	0
Darryl Sittler	C	3	0	0	0	4	0	0	0
Ron Zanussi	R	3	0	0	0	0	0	0	0

GP	DATE	OPPONENT	RESULT
1	Apr 8	@ NY Islanders	2-9 L
2	Apr 9	@ NY Islanders	1-5 L
3	Apr 11	NY Islanders	1-6 L

NY ISLANDERS WON BEST-OF-FIVE PRELIMINARY 3-0

PLAYER	POS	GP	W	L	GA	GAA	SO	PIM	MIN
Michel Larocque	G	2	0	1	8	6.40	0	0	75
Jiri Crha	G	3	0	2	11	10.15	0	0	65
Paul Harrison	G	1	0	0	1	1.50	0	0	40

ALL-TIME PLAYOFF SCORING & GAME RESULTS

1983

PLAYER	POS	GP	G	A	PTS	PIM	PP	SH	GW
Miroslav Frycer	R	4	2	5	7	0	0	0	0
Rick Vaive	R	4	2	5	7	6	0	0	0
John Anderson	R	4	2	4	6	0	1	0	0
Borje Salming	D	4	1	4	5	10	1	0	0
Walt Poddubny	L	4	3	1	4	0	2	0	1
Bill Derlago	C	4	3	0	3	2	2	0	0
Gaston Gingras	D	3	1	2	3	2	0	0	0
Greg Terrion	L	4	1	2	3	2	0	0	0
Jim Benning	D	4	1	1	2	2	0	0	0
Bruce Boudreau	C	4	1	0	1	0	0	0	0
Dave Shand	D	4	1	0	1	13	0	0	0
Billy Harris	R	4	0	1	1	2	0	0	0
Barry Melrose	D	4	0	1	1	23	0	0	0
Norm Aubin	C	1	0	0	0	0	0	0	0
Reid Bailey	D	2	0	0	0	2	0	0	0
Stew Gavin	L	4	0	0	0	0	0	0	0
Paul Higgins	R	1	0	0	0	0	0	0	0
Jim Korn	D/L	3	0	0	0	26	0	0	0
Gary Leeman	D	2	0	0	0	0	0	0	0
Terry Martin	L	4	0	0	0	9	0	0	0
Frank Nigro	C	3	0	0	0	2	0	0	0
Mike Palmateer	G	4	0	0	0	2	0	0	0
Rick St. Croix	G	1	0	0	0	0	0	0	0

PLAYER	POS	GP	W	L	GA	GAA	SO	PIM	MIN
Mike Palmateer	G	4	1	3	17	4.05	0	2	252
Rick St. Croix	G	1	0	0	1	60.00	0	0	1

GP	DATE	OPPONENT	RESULT
1	Apr 6	@ Min. North Stars	4-5 L
2	Apr 7	@ Min. North Stars	4-5 L (OT)
3	Apr 9	Min. North Stars	6-3 W
4	Apr 10	Min. North Stars	4-5 L (OT)

MIN. NORTH STARS WON BEST-OF-FIVE DIVISION SEMI-FINAL 3-1

1986

PLAYER	POS	GP	G	A	PTS	+/-	PIM	PP	SH	GW	S
Steve Thomas	L	10	6	8	14	2	9	3	0	0	36
Tom Fergus	C	10	5	7	12	3	6	3	0	1	25
Gary Leeman	R	10	2	10	12	2	2	0	0	0	25
Russ Courtnall	R	10	3	6	9	2	8	1	0	0	32
Rick Vaive	R	9	6	2	8	-2	9	3	0	0	31
Borje Salming	D	10	1	6	7	13	14	0	0	0	23
Wendel Clark	L/D	10	5	1	6	1	47	1	0	1	25
Walt Poddubny	L	9	4	1	5	0	4	0	0	3	22
Peter Ihnacak	C	10	2	3	5	-1	12	0	0	1	20
Dan Daoust	C	10	2	2	4	2	19	0	0	0	12
Miroslav Frycer	R	10	1	3	4	-3	10	0	0	0	20
Brad Smith	R	6	2	1	3	2	20	1	0	0	11
Al Iafrate	D	10	0	3	3	12	4	0	0	0	11
Greg Terrion	L	10	0	3	3	1	17	0	0	0	9
Gary Nylund	D	10	0	2	2	-5	25	0	0	0	8
Bill Root	D	7	0	2	2	-1	13	0	0	0	6
Chris Kotsopoulos	D	10	1	0	1	-4	14	0	0	0	7
Brad Maxwell	D	3	0	1	1	-3	12	0	0	0	2
Todd Gill	D	1	0	0	0	0	0	0	0	0	1
Bob McGill	D	9	0	0	0	-3	35	0	0	0	6
Marian Stastny	R	3	0	0	0	-1	0	0	0	0	1
Ken Wregget	G	10	0	0	0	0	4	0	0	0	0

PLAYER	POS	GP	W	L	GA	SV%	GAA	SO	PIM	MIN
Ken Wregget	G	10	6	4	32	.901	3.16	1	4	607

GP	DATE	OPPONENT	RESULT
1	Apr 9	@ Chicago	5-3 W
2	Apr 10	@ Chicago	6-4 W
3	Apr 12	Chicago	7-2 W

TORONTO WON BEST-OF-FIVE DIVISION SEMI-FINAL 3-0

4	Apr 18	@ St. Louis	1-6 L
5	Apr 20	@ St. Louis	3-0 W
6	Apr 22	St. Louis	5-2 W
7	Apr 24	St. Louis	4-7 L
8	Apr 26	@ St. Louis	3-4 L (OT)
9	Apr 28	St. Louis	5-3 W
10	Apr 30	@ St. Louis	1-2 L

ST. LOUIS WON BEST-OF-SEVEN DIVISION FINAL 4-3

ALL-TIME PLAYOFF SCORING & GAME RESULTS

 1987

PLAYER	POS	GP	G	A	PTS	+/-	PIM	PP	SH	GW	S
Wendel Clark	L	13	6	5	11	6	38	3	0	1	61
Mike Allison	L	13	3	5	8	0	15	1	0	2	19
Dan Daoust	C	13	5	2	7	-2	42	0	0	2	27
Russ Courtnall	R	13	3	4	7	1	11	1	0	0	31
Rick Vaive	R	13	4	2	6	-1	23	1	0	0	42
Peter Ilnacak	C	13	2	4	6	3	9	0	0	0	17
Vincent Damphousse	C	12	1	5	6	-3	8	1	0	0	18
Steve Thomas	L	13	2	3	5	-4	13	0	0	0	31
Todd Gill	D	13	2	2	4	2	42	0	0	0	15
Al Iafrate	D	13	1	3	4	-1	11	1	0	0	20
Rick Lanz	D	13	1	3	4	2	27	0	0	1	25
Mark Osborne	L	9	1	3	4	1	6	0	0	0	14
Borje Salming	D	13	0	3	3	-1	14	0	0	0	20
Brad Smith	R	11	1	1	2	-2	24	0	0	1	7
Greg Terrion	L	13	0	2	2	-1	14	0	0	0	14
Bill Root	D	13	1	0	1	0	12	0	0	0	5
Tom Fergus	C	2	0	1	1	1	2	0	0	0	0
Gary Leeman	R	5	0	1	1	1	14	0	0	0	3
Ken Wregget	G	13	0	1	1	0	4	0	0	0	0
Allan Bester	G	1	0	0	0	0	0	0	0	0	0
Daryl Evans	L	1	0	0	0	0	0	0	0	0	5
Miroslav Ilnacak	L	1	0	0	0	0	0	0	0	0	2
Wes Jarvis	C	2	0	0	0	0	2	0	0	0	0
Terry Johnson	D	2	0	0	0	-2	0	0	0	0	0
Chris Kotsopoulos	D	7	0	0	0	0	14	0	0	0	6
Kevin Maguire	R	1	0	0	0	0	0	0	0	0	0
Bob McGill	D	3	0	0	0	-1	0	0	0	0	0
Ken Yaremchuk	C	6	0	0	0	0	0	0	0	0	0

PLAYER	POS	GP	W	L	GA	SV%	GAA	SO	PIM	MIN
Ken Wregget	G	13	7	6	29	.921	2.29	1	4	761
Allan Bester	G	1	0	0	1	.941	1.54	0	0	39

GP	DATE	OPPONENT	RESULT
1	Apr 8	@ St. Louis	1-3 L
2	Apr 9	@ St. Louis	3-2 W (OT)
3	Apr 11	St. Louis	3-5 L
4	Apr 12	St. Louis	2-1 W
5	Apr 14	@ St. Louis	2-1 W
6	Apr 16	St. Louis	4-0 W

TORONTO WON BEST-OF-SEVEN DIVISION SEMI-FINAL 4-2

GP	DATE	OPPONENT	RESULT
7	Apr 21	@ Detroit	4-2 W
8	Apr 23	@ Detroit	7-2 W
9	Apr 25	Detroit	2-4 L
10	Apr 27	Detroit	3-2 W (OT)
11	Apr 29	@ Detroit	0-3 L
12	May 1	Detroit	2-4 L
13	May 3	@ Detroit	0-3 L

DETROIT WON BEST-OF-SEVEN DIVISION FINAL 4-3

 1988

PLAYER	POS	GP	G	A	PTS	+/-	PIM	PP	SH	GW	S
Ed Olczyk	C	6	5	4	9	1	2	1	1	1	17
Al Iafrate	D	6	3	4	7	-4	6	2	0	0	12
Tom Fergus	C	6	2	3	5	0	2	0	1	0	12
Todd Gill	D	6	1	3	4	1	20	1	0	0	9
Mark Osborne	L	6	1	3	4	3	16	0	0	1	9
Borje Salming	D	6	1	3	4	1	8	0	0	0	16
Russ Courtnall	R	6	2	1	3	-5	0	0	0	0	10
Mike Blaisdell	R	6	1	2	3	0	10	0	0	0	12
Peter Ilnacak	C	5	0	3	3	2	4	0	0	0	8
Gary Leeman	R	2	2	0	2	2	2	2	0	0	4
Greg Terrion	L	5	0	2	2	0	4	0	0	0	3
Ken Yaremchuk	C	6	0	2	2	-3	10	0	0	0	6
Daniel Marois	R	3	1	0	1	-1	0	0	0	0	5
Al Secord	L	6	1	0	1	-1	16	0	0	0	5
Vincent Damphousse	C	6	0	1	1	-3	10	0	0	0	4
Dale Degray	D	5	0	1	1	-3	16	0	0	0	11
Allan Bester	G	5	0	0	0	0	0	0	0	0	0
Brian Curran	D	6	0	0	0	0	41	0	0	0	1
Dan Daoust	C	4	0	0	0	-4	2	0	0	0	0
Miroslav Frycer	R	3	0	0	0	-3	6	0	0	0	2
Terry Johnson	D	3	0	0	0	-3	10	0	0	0	2
Rick Lanz	D	1	0	0	0	0	2	0	0	0	1
Sean McKenna	R	2	0	0	0	-4	0	0	0	0	5
Luke Richardson	D	2	0	0	0	-4	0	0	0	0	1
Ken Wregget	G	2	0	0	0	0	2	0	0	0	0

PLAYER	POS	GP	W	L	GA	SV%	GAA	SO	PIM	MIN
Allan Bester	G	5	2	3	21	.844	4.98	0	0	253
Ken Wregget	G	2	0	1	11	.823	6.11	0	2	108

GP	DATE	OPPONENT	RESULT
1	Apr 6	@ Detroit	6-2 W
2	Apr 7	@ Detroit	2-6 L
3	Apr 9	Detroit	3-6 L
4	Apr 10	Detroit	0-8 L
5	Apr 12	@ Detroit	6-5 W (OT)
6	Apr 14	Detroit	3-5 L

DETROIT WON BEST-OF-SEVEN DIVISION SEMI-FINAL 4-2

ALL-TIME PLAYOFF SCORING & GAME RESULTS

1990

PLAYER	POS	GP	G	A	PTS	+/-	PIM	PP	SH	GW	S
Gary Leeman	R	5	3	3	6	3	16	2	0	0	11
Mark Osborne	L	5	2	3	5	1	12	0	1	0	6
Daniel Marois	R	5	2	2	4	1	12	2	0	0	10
Tom Fergus	C	5	2	1	3	1	4	0	0	0	9
Ed Olczyk	C	5	1	2	3	3	14	0	0	0	15
Rob Ramage	D	5	1	2	3	1	20	0	0	0	21
Todd Gill	D	5	0	3	3	0	16	0	0	0	7
Tom Kurvers	D	5	0	3	3	-1	4	0	0	0	22
Scott Pearson	L	2	2	0	2	1	10	0	0	0	2
Wendel Clark	L	5	1	1	2	-2	19	0	0	0	14
Vincent Damphousse	C	5	0	2	2	1	2	0	0	0	10
Dave Hannan	C	3	1	0	1	-2	4	0	0	1	6
Brad Marsh	D	5	1	0	1	1	2	0	0	0	3
Brian Curran	D	5	0	1	1	-1	19	0	0	0	2
Dan Daoust	C	5	0	1	1	1	20	0	0	0	5
Lou Franceschetti	R	5	0	1	1	-3	26	0	0	0	5
John Kordic	R	5	0	1	1	-1	33	0	0	0	2
Allan Bester	G	4	0	0	0	0	0	0	0	0	0
John McIntyre	C	2	0	0	0	0	2	0	0	0	0
Jeff Reese	G	2	0	0	0	0	0	0	0	0	0
Dave Reid	L	3	0	0	0	-2	0	0	0	0	1
Luke Richardson	D	5	0	0	0	-1	22	0	0	0	5

GP	DATE	OPPONENT	RESULT
1	Apr 4	@ St. Louis	2-4 L
2	Apr 6	@ St. Louis	2-4 L
3	Apr 8	St. Louis	5-6 L (OT)
4	Apr 10	St. Louis	4-2 W
5	Apr 12	@ St. Louis	3-4 L

ST. LOUIS WON BEST-OF-SEVEN DIVISION SEMI-FINAL 4-1

PLAYER	POS	GP	W	L	GA	SV%	GAA	SO	PIM	MIN
Allan Bester	G	4	0	3	14	.883	4.29	0	0	196
Jeff Reese	G	2	1	1	6	.880	3.33	0	0	108

1993

PLAYER	POS	GP	G	A	PTS	+/-	PIM	PP	SH	GW	S
Doug Gilmour	C	21	10	25	35	16	30	4	0	1	51
Wendel Clark	L	21	10	10	20	15	51	2	0	1	71
Dave Andreychuk	L	21	12	7	19	6	35	4	0	3	72
Glenn Anderson	R	21	7	11	18	7	31	0	0	2	46
Dave Ellett	D	21	4	8	12	4	8	2	0	0	62
Bob Rouse	D	21	3	8	11	3	29	1	0	1	33
Todd Gill	D	21	1	10	11	1	26	0	0	0	41
Mike Krushelnyski	L/C	16	3	7	10	4	8	1	0	0	29
Nikolai Borschevsky	R	16	2	7	9	2	0	0	0	1	30
Mike Foligno	R	18	2	6	8	9	42	1	0	2	36
Sylvain Lefebvre	D	21	3	3	6	9	20	0	0	0	27
Jamie Macoun	D	21	0	6	6	7	36	0	0	0	43
John Cullen	C	12	2	3	5	-1	0	1	0	0	10
Rob Pearson	R	14	2	2	4	-9	31	0	0	0	24
Peter Zedel	C	20	2	1	3	-6	6	0	0	0	40
Mike Eastwood	C	10	1	2	3	-1	8	0	0	0	6
Dmitri Mironov	D	14	1	2	3	-4	2	1	0	0	11
Bill Berg	L	21	1	1	2	1	18	0	0	0	30
Mark Osborne	L	19	1	1	2	-6	16	0	0	0	34
Ken Baumgartner	L	7	1	0	1	1	0	0	0	0	2
Kent Manderville	C	18	1	0	1	-1	8	0	0	0	17
Dave McLlwain	C/R	4	0	0	0	-4	0	0	0	0	3
Felix Potvin	G	21	0	0	0	0	6	0	0	0	0
Daren Puppa	G	1	0	0	0	0	2	0	0	0	0

GP	DATE	OPPONENT	RESULT
1	Apr 19	@ Detroit	3-6 L
2	Apr 21	@ Detroit	2-6 L
3	Apr 23	Detroit	4-2 W
4	Apr 25	Detroit	3-2 W
5	Apr 27	@ Detroit	5-4 W (OT)
6	Apr 29	Detroit	3-7 L
7	May 1	@ Detroit	4-3 W (OT)
TORONTO WON BEST-OF-SEVEN DIVISION SEMI-FINAL 4-3			
8	May 3	St. Louis	2-1 W (OT)
9	May 5	St. Louis	1-2 L (OT)
10	May 7	@ St. Louis	3-4 L
11	May 9	@ St. Louis	4-1 W
12	May 11	St. Louis	5-1 W
13	May 13	@ St. Louis	1-2 L
14	May 15	St. Louis	6-0 W
TORONTO WON BEST-OF-SEVEN DIVISION FINAL 4-3			
15	May 17	Los Angeles	4-1 W
16	May 19	Los Angeles	2-3 L
17	May 21	@ Los Angeles	2-4 L
18	May 23	@ Los Angeles	4-2 W
19	May 25	Los Angeles	3-2 W (OT)
20	May 27	@ Los Angeles	4-5 L (OT)
21	May 29	Los Angeles	4-5 L

LOS ANGELES WON BEST-OF-SEVEN CONFERENCE FINAL 4-3

PLAYER	POS	GP	W	L	GA	SV%	GAA	SO	PIM	MIN
Felix Potvin	G	21	11	10	62	.903	2.84	1	6	1308
Daren Puppa	G	1	0	0	1	.857	3.00	0	2	20

ALL-TIME PLAYOFF SCORING & GAME RESULTS

1994

PLAYER	POS	GP	G	A	PTS	+/-	PIM	PP	SH	GW	S
Doug Gilmour	C	18	6	22	28	3	42	5	0	1	31
Dave Ellett	D	18	3	15	18	1	31	3	0	0	33
Wendel Clark	L	18	9	7	16	0	24	2	0	1	72
Dmitri Mironov	D	18	6	9	15	-3	6	6	0	0	29
Mike Gartner	R	18	5	6	11	3	14	1	0	3	53
Dave Andreychuk	L	18	5	5	10	-3	16	3	1	0	50
Mark Osborne	L	18	4	2	6	1	52	0	2	1	23
Peter Zezel	C	18	2	4	6	-2	8	0	0	1	32
Todd Gill	D	18	1	5	6	1	37	0	0	1	20
Mike Eastwood	C	18	3	2	5	-5	12	1	0	1	22
Nikolai Borschevsky	R	15	2	2	4	-5	4	1	0	0	26
Bill Berg	L	18	1	2	3	-1	10	0	0	0	26
Sylvain Lefebvre	D	18	0	3	3	-3	16	0	0	0	26
Bob Rouse	D	18	0	3	3	-4	29	0	0	0	30
Jamie Macoun	D	18	1	1	2	-4	12	0	0	0	35
Kent Manderville	C	12	1	0	1	-1	4	0	1	0	13
Rob Pearson	R	14	1	0	1	-5	32	0	0	0	21
Ken Baumgartner	L	10	0	0	0	-1	18	0	0	0	3
John Cullen	C	3	0	0	0	0	0	0	0	0	3
Chris Govedaris	L	2	0	0	0	-1	0	0	0	0	2
Darby Hendrickson	C	2	0	0	0	-1	0	0	0	0	1
Mike Krushelnyski	L/C	6	0	0	0	-2	0	0	0	0	4
Eric Lacroix	L	2	0	0	0	-1	0	0	0	0	0
Ken McRae	C	6	0	0	0	-2	4	0	0	0	3
Felix Potvin	G	18	0	0	0	0	4	0	0	0	0
Damian Rhodes	G	1	0	0	0	0	0	0	0	0	0

PLAYER	POS	GP	W	L	GA	SV%	GAA	SO	PIM	MIN
Felix Potvin	G	18	9	9	46	.912	2.46	3	4	1124
Damian Rhodes	G	1	0	0	0	.000	0.00	0	0	1

GP	DATE	OPPONENT	RESULT
1	Apr 18	Chicago	5-1 W
2	Apr 20	Chicago	1-0 W (OT)
3	Apr 23	@ Chicago	4-5 L
4	Apr 24	@ Chicago	3-4 L (OT)
5	Apr 26	Chicago	1-0 W
6	Apr 28	@ Chicago	1-0 W

TORONTO WON BEST-OF-SEVEN CONFERENCE QUARTER-FINAL 4-2

GP	DATE	OPPONENT	RESULT
7	May 2	San Jose	2-3 L
8	May 4	San Jose	5-1 W
9	May 6	@ San Jose	2-5 L
10	May 8	@ San Jose	8-3 W
11	May 10	@ San Jose	2-5 L
12	May 12	San Jose	3-2 W (OT)
13	May 14	San Jose	4-2 W

TORONTO WON BEST-OF-SEVEN CONFERENCE SEMI-FINAL 4-3

GP	DATE	OPPONENT	RESULT
14	May 16	Vancouver	3-2 W (OT)
15	May 18	Vancouver	3-4 L
16	May 20	@ Vancouver	0-4 L
17	May 22	@ Vancouver	0-2 L
18	May 24	@ Vancouver	3-4 L (OT)

VANCOUVER WON BEST-OF-SEVEN CONFERENCE FINAL 4-1

1995

PLAYER	POS	GP	G	A	PTS	+/-	PIM	PP	SH	GW	S
Mats Sundin	C	7	5	4	9	-2	4	2	0	1	27
Doug Gilmour	C	7	0	6	6	2	6	0	0	0	8
Dave Andreychuk	L	7	3	2	5	3	25	2	0	0	19
Mike Ridley	C	7	3	1	4	-3	2	1	0	1	11
Mike Gartner	R	5	2	2	4	4	2	0	0	0	10
Dmitri Mironov	D	6	2	1	3	-1	2	1	0	0	11
Jamie Macoun	D	7	1	2	3	0	8	0	0	0	15
Todd Gill	D	7	0	3	3	-4	6	0	0	0	16
Randy Wood	L/C	7	2	0	2	-2	6	1	0	1	14
Paul DiPietro	C	7	1	1	2	-3	0	0	0	0	9
Dave Ellett	D	7	0	2	2	-5	0	0	0	0	18
Tie Domi	R	7	1	0	1	-2	0	0	0	0	7
Bill Berg	L	7	0	1	1	-3	4	0	0	0	6
Mike Craig	R	2	0	1	1	0	2	0	0	0	7
Garth Butcher	D	7	0	0	0	0	8	0	0	0	6
Benoit Hogue	C	7	0	0	0	-4	6	0	0	0	6
Grant Jennings	D	4	0	0	0	-3	0	0	0	0	4
Kenny Jonsson	D	4	0	0	0	-2	0	0	0	0	3
Kent Manderville	C	7	0	0	0	-3	6	0	0	0	6
Felix Potvin	G	7	0	0	0	0	0	0	0	0	0
Warren Rychel	L	3	0	0	0	-2	0	0	0	0	2
Rich Sutter	R	4	0	0	0	-3	2	0	0	0	0

PLAYER	POS	GP	W	L	GA	SV%	GAA	SO	PIM	MIN
Felix Potvin	G	7	3	4	20	.921	2.83	1	0	424

GP	DATE	OPPONENT	RESULT
1	May 7	@ Chicago	5-3 W
2	May 9	@ Chicago	3-0 W
3	May 11	Chicago	2-3 L
4	May 13	Chicago	1-3 L
5	May 15	@ Chicago	2-4 L
6	May 17	Chicago	5-4 W (OT)
7	May 19	@ Chicago	2-5 L

CHICAGO WON BEST-OF-SEVEN CONFERENCE QUARTER-FINAL 4-3

ALL-TIME PLAYOFF SCORING & GAME RESULTS

1996

PLAYER	POS	GP	G	A	PTS	+/-	PIM	PP	SH	GW	S
Doug Gilmour	C	6	1	7	8	-4	12	1	0	0	15
Mike Gartner	R	6	4	1	5	-5	4	2	0	1	18
Kirk Muller	L	6	3	2	5	-1	0	2	0	0	12
Mats Sundin	C	6	3	1	4	-8	4	2	0	1	23
Wendel Clark	L	6	2	2	4	-6	2	1	0	0	17
Mathieu Schneider	D	6	0	4	4	-7	8	0	0	0	13
Todd Warriner	L	6	1	1	2	0	2	0	0	0	13
Tie Domi	R	6	0	2	2	0	4	0	0	0	4
Dave Gagner	C	6	0	2	2	-5	6	0	0	0	8
Jamie Macoun	D	6	0	2	2	3	8	0	0	0	10
Larry Murphy	D	6	0	2	2	-8	4	0	0	0	16
Mark Kolesar	L	3	1	0	1	1	2	0	1	0	2
Don Beaupre	G	2	0	0	0	0	0	0	0	0	0
Brandon Convery	C	5	0	0	0	0	2	0	0	0	4
Mike Craig	R	6	0	0	0	0	18	0	0	0	7
Dave Ellett	D	6	0	0	0	-5	4	0	0	0	16
Todd Gill	D	6	0	0	0	-2	24	0	0	0	9
Nick Kypreos	L	5	0	0	0	0	4	0	0	0	5
Felix Potvin	G	6	0	0	0	0	2	0	0	0	0
Wayne Presley	R	5	0	0	0	0	2	0	0	0	4
Dmitry Yushkevich	D	4	0	0	0	1	0	0	0	0	3
Rob Zettler	D	2	0	0	0	0	0	0	0	0	1

PLAYER	POS	GP	W	L	GA	SV%	GAA	SO	PIM	MIN
Felix Potvin	G	6	2	4	19	.904	3.26	0	2	350
Don Beaupre	G	2	0	0	2	.846	6.00	0	0	20

GP	DATE	OPPONENT	RESULT
1	Apr 16	St. Louis	1-3 L
2	Apr 18	St. Louis	5-4 W (OT)
3	Apr 21 @	St. Louis	2-3 L (OT)
4	Apr 23 @	St. Louis	1-5 L
5	Apr 25	St. Louis	5-4 W (OT)
6	Apr 27 @	St. Louis	1-2 L

ST. LOUIS WON BEST-OF-SEVEN CONFERENCE QUARTER-FINAL 4-2

1999

PLAYER	POS	GP	G	A	PTS	+/-	PIM	PP	SH	GW	S
Mats Sundin	C	17	8	8	16	2	16	3	0	2	44
Sergei Berezin	L	17	6	6	12	0	4	2	0	2	65
Steve Thomas	R	17	6	3	9	-1	12	2	0	1	41
Yanic Perreault	C	17	3	6	9	-6	6	0	0	2	15
Lonny Bohonos	R	9	3	6	9	3	2	0	0	0	26
Bryan Berard	D	17	1	8	9	-10	8	1	0	0	29
Garry Valk	L	17	3	4	7	-1	22	0	0	1	14
Steve Sullivan	L	13	3	3	6	-3	14	2	0	0	21
Dmitry Yushkevich	D	17	1	5	6	7	22	1	0	0	17
Danny Markov	D	17	0	6	6	9	18	0	0	0	11
Mike Johnson	R	17	3	2	5	-1	4	0	0	1	26
Alexander Karpovtsev	D	14	1	3	4	-7	12	1	0	0	13
Derek King	L	16	1	3	4	0	4	0	0	0	26
Sylvain Cote	D	17	2	1	3	-3	10	0	0	0	19
Tomas Kaberle	D	14	0	3	3	0	2	0	0	0	14
Kris King	L	17	1	1	2	-1	25	0	0	0	15
Tie Domi	R	14	0	2	2	-1	24	0	0	0	7
Kevyn Adams	C	7	0	2	2	-2	14	0	0	0	9
Adam Mair	C	5	1	0	1	-1	14	0	0	0	3
Chris McAllister	L	6	0	1	1	-1	4	0	0	0	2
Ladislav Kohn	R	2	0	0	0	0	5	0	0	0	0
Freddy Modin	L	8	0	0	0	-2	6	0	0	0	11
Todd Warriner	L	9	0	0	0	0	2	0	0	0	12
Dallas Eakins	D	1	0	0	0	0	0	0	0	0	0
Igor Korolev	C	1	0	0	0	0	0	0	0	0	0

PLAYER	GP	W	L	OT	GAA	SV%	SO	G	A	PIM	TOI
Curtis Joseph	17	9	8	0	2.43	.907	1	0	0	2	1,010:38
Glenn Healy	1	0	0	0	0.00	1.000	0	0	0	0	20:00

GP	DATE	OPPONENT	RESULT
1	Apr 22	Philadelphia	0-3 L
2	Apr 24	Philadelphia	2-1 W
3	Apr 26 @	Philadelphia	2-1 W
4	Apr 28 @	Philadelphia	2-5 L
5	Apr 30	Philadelphia	2-1 W (OT)
6	May 2 @	Philadelphia	1-0 W

TORONTO WON BEST-OF-SEVEN CONFERENCE QUARTER-FINAL 4-2

7	May 7	Pittsburgh	0-2 L
8	May 9	Pittsburgh	4-2 W
9	May 11 @	Pittsburgh	3-4 L
10	May 13 @	Pittsburgh	3-2 W (OT)
11	May 15	Pittsburgh	4-1 W
12	May 17 @	Pittsburgh	4-3 W (OT)

TORONTO WON BEST-OF-SEVEN CONFERENCE SEMI-FINAL 4-2

13	May 23	Buffalo	4-5 L
14	May 25	Buffalo	6-3 W
15	May 27 @	Buffalo	2-4 L
16	May 29 @	Buffalo	2-5 L
17	May 31	Buffalo	2-4 L

BUFFALO WON BEST-OF-SEVEN CONFERENCE FINAL 4-1

ALL-TIME PLAYOFF SCORING & GAME RESULTS

2000

PLAYER	POS	GP	G	A	PTS	+/-	PIM	PP	SH	GW	S
Steve Thomas	R	12	6	3	9	8	10	0	0	1	32
Sergei Berezin	L	12	4	4	8	2	0	0	0	1	37
Mats Sundin	C	12	3	5	8	8	10	0	0	1	20
Darcy Tucker	R	12	4	2	6	0	15	1	0	2	27
Jonas Hoglund	R	12	2	4	6	4	2	0	0	0	21
Tomas Kaberle	D	12	1	4	5	2	0	0	0	1	11
Igor Korolev	C	12	0	4	4	-1	6	0	0	0	13
Garry Valk	L	12	1	2	3	2	14	0	0	0	18
Dmitri Khristich	R	12	1	2	3	-3	0	1	0	0	13
Alexander Karpovtsev	D	11	0	3	3	4	4	0	0	0	7
Danny Markov	D	12	0	3	3	3	10	0	0	0	7
Dmitry Yushkevich	D	12	1	1	2	4	4	0	0	0	19
Wendel Clark	L	6	1	1	2	2	4	0	0	0	15
Cory Cross	D	12	0	2	2	1	2	0	0	0	7
Kevyn Adams	C	12	1	0	1	-2	7	0	1	0	13
Jeff Farkas	C	3	1	0	1	2	0	0	0	0	3
Yanic Perreault	C	1	0	1	1	0	0	0	0	0	2
Gerald Diduck	D	10	0	1	1	-1	14	0	0	0	4
Tie Domi	R	12	0	1	1	-5	20	0	0	0	3
Adam Mair	C	5	0	0	0	-3	8	0	0	0	7
Alyn McCauley	C	5	0	0	0	-4	6	0	0	0	3
Kris King	L	1	0	0	0	0	2	0	0	0	0
Greg Andrusak	D	3	0	0	0	-1	2	0	0	0	2
Nik Antropov	C	3	0	0	0	1	4	0	0	0	2
PLAYER	GP	W	LOT	GAA	SV%	SO	G	A	PIM	TOI	
Curtis Joseph	12	6	6	0	2.06	.932	1	0	0	10	729:00

GP	DATE	OPPONENT	RESULT
1	Apr 12	Ottawa	2-0 W
2	Apr 15	Ottawa	5-1 W
3	Apr 17	@ Ottawa	3-4 L
4	Apr 19	@ Ottawa	1-2 L
5	Apr 22	Ottawa	2-1 W (OT)
6	Apr 24	@ Ottawa	4-2 W
TORONTO WON BEST-OF-SEVEN			
CONFERENCE QUARTER-FINAL 4-2			
7	Apr 27	New Jersey	2-1 W
8	Apr 29	New Jersey	0-1 L
9	May 1	@ New Jersey	1-5 L
10	May 3	@ New Jersey	3-2 W
11	May 6	New Jersey	3-4 L
12	May 8	@ New Jersey	0-3 L
NEW JERSEY WON BEST-OF-SEVEN			
CONFERENCE SEMI-FINAL 4-2			

2001

PLAYER	POS	GP	G	A	PTS	+/-	PIM	PP	SH	GW	S
Mats Sundin	C	11	6	7	13	5	14	2	1	1	42
Gary Roberts	L	11	2	9	11	5	0	0	0	0	15
Steve Thomas	R	11	6	3	9	4	4	4	0	0	27
Sergei Berezin	L	11	2	5	7	1	2	0	0	2	24
Yanic Perreault	C	11	2	3	5	2	4	1	0	1	9
Bryan McCabe	D	11	2	3	5	5	16	1	0	0	17
Tomas Kaberle	D	11	1	3	4	4	0	0	0	1	17
Dmitry Yushkevich	D	11	0	4	4	-4	12	0	0	0	10
Cory Cross	D	11	2	1	3	-1	10	0	0	1	7
Nik Antropov	C	9	2	1	3	2	12	1	0	1	10
Danny Markov	D	11	1	1	2	-3	12	0	0	0	7
Shayne Corson	L	11	1	1	2	-1	14	0	0	0	12
Darcy Tucker	R	11	0	2	2	-2	6	0	0	0	17
Aki Berg	D	11	0	2	2	1	4	0	0	0	9
Garry Valk	L	5	1	0	1	-1	2	0	0	0	6
Tie Domi	R	8	0	1	1	0	20	0	0	0	3
Jonas Hoglund	R	10	0	0	0	-4	4	0	0	0	8
Alyn McCauley	C	10	0	0	0	-4	2	0	0	0	3
Dave Manson	D	2	0	0	0	0	2	0	0	0	0
Igor Korolev	C	11	0	0	0	-3	0	0	0	0	4
PLAYER	GP	W	LOT	GAA	SV%	SO	G	A	PIM	TOI	
Curtis Joseph	11	7	4	2	2.10	.927	3	0	0	4	684:56

GP	DATE	OPPONENT	RESULT
1	Apr 13	@ Ottawa	1-0 W (OT)
2	Apr 14	@ Ottawa	3-0 W
3	Apr 16	Ottawa	3-2 W (OT)
4	Apr 18	Ottawa	3-1 W
TORONTO WON BEST-OF-SEVEN			
CONFERENCE QUARTER-FINAL 4-0			
5	Apr 26	@ New Jersey	2-0 W
6	Apr 28	@ New Jersey	5-6 L (OT)
7	May 1	New Jersey	2-3 L (OT)
8	May 3	New Jersey	3-1 W
9	May 5	@ New Jersey	3-2 W
10	May 7	New Jersey	2-4 L
11	May 9	@ New Jersey	1-5 L
NEW JERSEY WON BEST-OF-SEVEN			
CONFERENCE SEMI-FINAL 4-3			

ALL-TIME PLAYOFF SCORING & GAME RESULTS

2002

PLAYER	POS	GP	G	A	PTS	+/-	PIM	PP	SH	GW	S
Gary Roberts	L	19	7	12	19	6	56	3	0	1	47
Alyn McCauley	C	20	5	10	15	3	4	1	0	2	48
Alexander Mogilny	R	20	8	3	11	1	8	2	0	2	59
Bryan McCabe	D	20	5	5	10	4	30	3	0	1	64
Jonas Hoglund	R	20	4	6	10	-3	2	3	0	1	50
Tomas Kaberle	D	20	2	8	10	7	16	0	0	0	29
Travis Green	C	20	3	6	9	5	34	0	0	1	35
Darcy Tucker	R	17	4	4	8	-1	38	1	0	1	31
Mats Sundin	C	8	2	5	7	5	4	0	0	0	21
Shayne Corson	L	19	1	6	7	-2	33	0	0	0	37
Tie Domi	R	19	1	3	4	0	61	0	0	1	25
Karel Pilar	D	11	0	4	4	-3	12	0	0	0	12
Robert Reichel	C	18	0	3	3	-6	4	0	0	0	22
Nathan Dempsey	D	6	0	2	2	1	0	0	0	0	7
Wade Belak	R	16	1	0	1	4	18	0	0	0	6
Garry Valk	L	11	1	0	1	-1	4	0	0	0	9
Aki Berg	D	20	0	1	1	0	37	0	0	0	10
Paul Healey	R	18	0	1	1	2	2	0	0	0	15
Bob Wren	L	1	0	0	0	0	0	0	0	0	0
Mikael Renberg	R	3	0	0	0	1	2	0	0	0	6
Don MacLean	C	3	0	0	0	0	0	0	0	0	0
Cory Cross	D	12	0	0	0	-1	8	0	0	0	8
Jyrki Lumme	D	14	0	0	0	-2	4	0	0	0	9
Jeff Farkas	C	2	0	0	0	0	0	0	0	0	0
Alexei Ponikarovsky	L	10	0	0	0	0	4	0	0	0	7
Anders Eriksson	D	10	0	0	0	-3	0	0	0	0	11

PLAYER	GP	W	L	OT	GAA	SV%	SO	G	A	PIM	TOI
Curtis Joseph	20	10	10	3	2.30	.914	3	0	0	4	1,253:13
Corey Schwab	1	0	0	0	0.00	1.000	0	0	0	0	12:22

GP	DATE	OPPONENT	RESULT
1	Apr 18	NY Islanders	3-1 W
2	Apr 20	NY Islanders	2-0 W
3	Apr 23 @	NY Islanders	1-6 L
4	Apr 24 @	NY Islanders	3-4 L
5	Apr 26	NY Islanders	6-3 W
6	Apr 28 @	NY Islanders	3-5 L
7	Apr 30	NY Islanders	4-2 W

TORONTO WON BEST-OF-SEVEN CONFERENCE QUARTER-FINAL 4-3

8	May 2	Ottawa	0-5 L
9	May 4	Ottawa	3-2 W (OT)
10	May 6 @	Ottawa	2-3 L
11	May 8 @	Ottawa	2-1 W
12	May 10	Ottawa	2-4 L
13	May 12 @	Ottawa	4-3 W
14	May 14	Ottawa	3-0 W

TORONTO WON BEST-OF-SEVEN CONFERENCE SEMI-FINAL 4-3

15	May 16 @	Carolina	2-1 W
16	May 19 @	Carolina	1-2 L (OT)
17	May 21	Carolina	1-2 L (OT)
18	May 23	Carolina	0-3 L
19	May 25 @	Carolina	1-0 W
20	May 28	Carolina	1-2 L (OT)

CAROLINA WON BEST-OF-SEVEN CONFERENCE FINAL 4-2

2003

PLAYER	POS	GP	G	A	PTS	+/-	PIM	PP	SH	GW	S
Alexander Mogilny	R	6	5	2	7	2	4	0	1	0	13
Mats Sundin	C	7	1	3	4	-1	6	1	0	0	16
Travis Green	C	4	2	1	3	3	4	0	1	1	6
Robert Reichel	C	7	2	1	3	-4	0	0	0	0	16
Tomas Kaberle	D	7	2	1	3	-6	0	1	0	1	11
Darcy Tucker	R	6	0	3	3	1	6	0	0	0	13
Bryan McCabe	D	7	0	3	3	-3	10	0	0	0	16
Robert Svehla	D	7	0	3	3	-5	2	0	0	0	14
Aki Berg	D	7	1	1	2	1	2	0	0	0	5
Gary Roberts	L	7	1	1	2	-4	8	0	0	0	13
Jyrki Lumme	D	7	0	2	2	4	4	0	0	0	7
Owen Nolan	R	7	0	2	2	-4	2	0	0	0	15
Mikael Renberg	R	7	1	0	1	-4	8	1	0	1	3
Tie Domi	R	7	1	0	1	0	13	0	0	0	11
Glen Wesley	D	5	0	1	1	0	2	0	0	0	5
Jonas Hoglund	R	7	0	1	1	-1	0	0	0	0	4
Tom Fitzgerald	R	7	0	1	1	-2	4	0	0	0	12
Paul Healey	R	4	0	1	1	1	2	0	0	0	3
Wade Belak	R	2	0	0	0	-2	4	0	0	0	0
Shayne Corson	L	2	0	0	0	-2	2	0	0	0	1
Phil Housley	D	3	0	0	0	-3	0	0	0	0	0
Nik Antropov	C	3	0	0	0	-3	0	0	0	0	5

PLAYER	GP	W	L	OT	GAA	SV%	SO	G	A	PIM	TOI
Ed Belfour	7	3	4	1	2.71	.915	0	0	0	4	531:50

GP	DATE	OPPONENT	RESULT
1	Apr 9 @	Philadelphia	5-3 W
2	Apr 11 @	Philadelphia	1-4 L
3	Apr 14	Philadelphia	4-3 W (OT)
4	Apr 16	Philadelphia	2-3 L (OT)
5	Apr 19 @	Philadelphia	1-4 L
6	Apr 21	Philadelphia	2-1 W (OT)
7	Apr 22 @	Philadelphia	1-6 L

PHILADELPHIA WON BEST-OF-SEVEN CONFERENCE QUARTER-FINAL 4-3

ALL-TIME PLAYOFF SCORING & GAME RESULTS

 **2004**

PLAYER	POS	GP	G	A	PTS	+/-	PIM	PP	SH	GW	S
Mats Sundin	C	9	4	5	9	-2	8	0	0	1	19
Gary Roberts	L	13	4	4	8	-3	10	2	0	1	19
Bryan McCabe	D	13	3	5	8	0	14	2	0	0	26
Brian Leetch	D	13	0	8	8	1	6	0	0	0	23
Joe Nieuwendyk	C	9	6	0	6	0	4	1	0	2	23
Alexander Mogilny	R	13	2	4	6	-1	8	0	0	0	16
Tie Domi	R	13	2	2	4	4	41	0	0	1	27
Alexei Ponikarovsky	L	13	1	3	4	-1	8	0	0	1	23
Ron Francis	C	12	0	4	4	0	2	0	0	0	14
Chad Kilger	L	13	2	1	3	0	0	0	0	0	16
Tomas Kaberle	D	13	0	3	3	1	6	0	0	0	14
Darcy Tucker	R	12	2	0	2	-3	14	1	0	0	16
Nik Antropov	C	13	0	2	2	1	18	0	0	0	18
Robert Reichel	C	12	0	2	2	4	8	0	0	0	18
Karel Pilar	D	1	1	0	1	1	0	0	0	0	2
Clarke Wilm	C	5	0	1	1	-1	2	0	0	0	5
Aki Berg	D	10	0	0	0	-3	2	0	0	0	7
Wade Belak	R	4	0	0	0	0	14	0	0	0	0
Mikael Renberg	R	2	0	0	0	0	4	0	0	0	2
Ken Klee	D	11	0	0	0	-1	6	0	0	0	6
Bryan Marchment	D	13	0	0	0	0	8	0	0	0	2
Calle Johansson	D	4	0	0	0	-1	2	0	0	0	3
Tom Fitzgerald	R	10	0	0	0	0	6	0	0	0	9
Matt Stajan	C	3	0	0	0	0	2	0	0	0	3

PLAYER	GP	W	L	OT	GAA	SV%	SO	G	A	PIM	TOI
Ed Belfour	13	6	7	2	2.09	.929	3	0	0	8	773:47
Trevor Kidd	1	0	0	0	1.82	.909	0	0	0	0	32:57

GP	DATE	OPPONENT	RESULT
1	Apr 8	Ottawa	2-4 L
2	Apr 10	Ottawa	2-0 W
3	Apr 12	@ Ottawa	2-0 W
4	Apr 14	@ Ottawa	1-4 L
5	Apr 16	Ottawa	2-0 W
6	Apr 18	@ Ottawa	1-2 L (OT)
7	Apr 20	Ottawa	4-1 W

**TORONTO WON BEST-OF-SEVEN
CONFERENCE QUARTER-FINAL 4-3**

8	Apr 22	@ Philadelphia	1-3 L
9	Apr 25	@ Philadelphia	1-2 L
10	Apr 28	Philadelphia	4-1 W
11	Apr 30	Philadelphia	3-1 W
12	May 2	@ Philadelphia	2-7 L
13	May 4	Philadelphia	2-3 L (OT)

**PHILADELPHIA WON BEST-OF-SEVEN
CONFERENCE SEMI-FINAL 4-2**

 **2013**

PLAYER	POS	GP	G	A	PTS	+/-	PIM	PP	SH	GW	S
James van Riemsdyk	L	7	2	5	7	-1	4	1	0	0	33
Phil Kessel	R	7	4	2	6	3	2	1	0	2	29
Cody Franson	D	7	3	3	6	0	0	1	0	0	15
Jake Gardiner	D	6	1	4	5	-3	0	1	0	0	9
Joffrey Lupul	L	7	3	1	4	-1	4	1	0	0	27
Nazem Kadri	C	7	1	3	4	5	10	0	0	0	14
Clarke MacArthur	L	5	2	1	3	-1	2	0	0	1	7
Dion Phaneuf	D	7	1	2	3	-6	6	0	0	0	16
Tyler Bozak	C	5	1	1	2	0	4	0	1	0	13
Mikhail Grabovski	C	7	0	2	2	-10	2	0	0	0	16
Matt Frattin	R	6	0	2	2	-1	0	0	0	0	12
Carl Gunnarsson	D	7	0	1	1	-7	0	0	0	0	7
Mark Fraser	D	4	0	1	1	1	7	0	0	0	4
Ryan Hamilton	L	2	0	1	1	0	0	0	0	0	3
Nikolai Kulemin	L	7	0	1	1	-9	0	0	0	0	9
Michael Kostka	D	1	0	0	0	-3	0	0	0	0	0
Joe Colborne	C	2	0	0	0	0	0	0	0	0	3
Frazer McLaren	L	1	0	0	0	0	2	0	0	0	1
Leo Komarov	C	7	0	0	0	0	17	0	0	0	5
Ryan O'Byrne	D	6	0	0	0	2	4	0	0	0	0
Jay McClement	C	7	0	0	0	-4	0	0	0	0	4
Colton Orr	R	7	0	0	0	-1	18	0	0	0	4
John-Michael Liles	D	4	0	0	0	4	2	0	0	0	3

PLAYER	GP	W	L	OT	GAA	SV%	SO	G	A	PIM	TOI
James Reimer	7	3	4	2	2.88	.923	0	0	0	0	438:26

GP	DATE	OPPONENT	RESULT
1	May 1	@ Boston	1-4 L
2	May 4	@ Boston	4-2 W
3	May 6	Boston	2-5 L
4	May 8	Boston	3-4 L (OT)
5	May 10	@ Boston	2-1 W
6	May 12	Boston	2-1 W
7	May 13	@ Boston	4-5 L (OT)

**BOSTON WON BEST-OF-SEVEN
CONFERENCE QUARTER-FINAL 4-3**

ALL-TIME PLAYOFF RECORD BY TEAM

ATLANTA FLAMES (Calgary)	Series	Won	Lost	Games	Won	Lost	Tied	GF	GA
	1	1	0	2	2	0	0	9	5

1979 - Preliminary - Toronto won best-of-three series 2-0, outscoring Atlanta 9-5.

BOSTON BRUINS	Series	Won	Lost	Games	Won	Lost	Tied	GF	GA
	14	8	6	69	34	34	1	168	175

- 1933 - Semi-Final - Toronto won best-of-five series 3-2, outscoring Boston 9-7.
- 1935 - Semi-Final - Toronto won best-of-five series 3-1, outscoring Boston 7-2.
- 1936 - Quarter-Final - Toronto won two-game, total goal series 8-6.
- 1938 - Semi-Final - Toronto won best-of-five series 3-0, outscoring Boston 6-3.
- 1939 - Final - Boston won best-of-seven series 4-1, outscoring Toronto 12-6.
- 1941 - Semi-Final - Boston won best-of-seven series 4-3, Toronto outscored Boston 17-15.
- 1948 - Semi-Final - Toronto won best-of-seven series 4-1, outscoring Boston 20-13.
- 1949 - Semi-Final - Toronto won best-of-seven series 4-1, outscoring Boston 16-10.
- 1951 - Semi-Final - Toronto won best-of-seven series 4-1, with one game tied, outscoring Boston 17-5.
- 1959 - Semi-Final - Toronto won best-of-seven series 4-3, Boston outscored Toronto 21-20.
- 1969 - Quarter-Final - Boston won best-of-seven series 4-0, outscoring Toronto 24-5.
- 1972 - Quarter-Final - Boston won best-of-seven series 4-1, outscoring Toronto 18-10.
- 1974 - Quarter-Final - Boston won best-of-seven series 4-0, outscoring Toronto 17-9.
- 2013 - Quarter-Final - Boston won best-of-seven series 4-3, outscoring Toronto 22-18.

BUFFALO SABRES	Series	Won	Lost	Games	Won	Lost	Tied	GF	GA
	1	0	1	5	1	4	0	16	21

- 1999 - Conference Final - Buffalo won best-of-seven series 4-1, outscoring Toronto 21-16.

CAROLINA HURRICANES	Series	Won	Lost	Games	Won	Lost	Tied	GF	GA
	1	0	1	6	2	4	0	6	10

- 2002 - Conference Final - Carolina won best-of-seven series 4-2, outscoring Toronto 10-6.

CHICAGO BLACKHAWKS	Series	Won	Lost	Games	Won	Lost	Tied	GF	GA
	9	6	3	38	22	15	1	111	89

- 1931 - Quarter Final - Chicago won two-game, total-goal series 4-3.
- 1932 - Quarter-Final - Toronto won two-game, total-goal series 6-2.
- 1938 - Final - Chicago won best-of-five series 3-1, outscoring Toronto 10-8.
- 1940 - Quarter-Final - Toronto won best-of-three series 2-0, outscoring Chicago 5-3.
- 1962 - Final - Toronto won best-of-seven series 4-2, outscoring Chicago 18-15.
- 1967 - Semi-Final - Toronto won best-of-seven series 4-2, outscoring Chicago 18-14.
- 1986 - Preliminary - Toronto won best-of-five series 3-0, outscoring Chicago 18-9.
- 1994 - Conference Quarter-Final - Toronto won best-of-seven series 4-2, outscoring Chicago 15-10.
- 1995 - Conference Quarter-Final - Chicago won best-of-seven series 4-3, outscoring Toronto 22-20.

DETROIT RED WINGS	Series	Won	Lost	Games	Won	Lost	Tied	GF	GA
	23	12	11	117	58	59	0	311	321

- 1929 - Quarter-Final - Toronto won two-game, total-goal series 7-2.
- 1934 - Semi-Final - Detroit won best-of-five series 3-2, Toronto outscored Detroit 12-11.
- 1936 - Final - Detroit won best-of-five series 3-1, outscoring Toronto 18-11.
- 1939 - Semi-Final - Toronto won best-of-three series 2-1, outscoring Detroit 10-8.
- 1940 - Semi-Final - Toronto won best-of-three series 2-0, outscoring Detroit 5-2.
- 1942 - Final - Toronto won best-of-seven series 4-3, outscoring Detroit 25-19.
- 1943 - Semi-Final - Detroit won best-of-seven series 4-2, outscoring Toronto 20-17.
- 1945 - Final - Toronto won best-of-seven series 4-3, teams tied in scoring 9-9.
- 1947 - Semi-Final - Toronto won best-of-seven series 4-1, outscoring Detroit 18-14.
- 1948 - Final - Toronto won best-of-seven series 4-0, outscoring Detroit 18-7.
- 1949 - Final - Toronto won best-of-seven series 4-0, outscoring Detroit 12-5.
- 1950 - Semi-Final - Detroit won best-of-seven series 4-3, Toronto outscored Detroit 11-10.
- 1952 - Semi-Final - Detroit won best-of-seven series 4-0, outscoring Toronto 13-3.
- 1954 - Semi-Final - Detroit won best-of-seven series 4-1, outscoring Toronto 15-8.
- 1955 - Semi-Final - Detroit won best-of-seven series 4-0, outscoring Toronto 14-6.
- 1956 - Semi-Final - Detroit won best-of-seven series 4-1, outscoring Toronto 14-10.
- 1960 - Semi-Final - Toronto won best-of-seven series 4-2, outscoring Detroit 20-16.
- 1961 - Semi-Final - Detroit won best-of-seven series 4-1, outscoring Toronto 15-8.
- 1963 - Final - Toronto won best-of-seven series 4-1, outscoring Detroit 17-10.
- 1964 - Final - Toronto won best-of-seven series 4-3, outscoring Detroit 22-17.
- 1987 - Quarter-Final - Detroit won best-of-series 4-3, outscoring Toronto 20-18.
- 1988 - Preliminary - Detroit won best-of-seven series 4-2, outscoring Toronto 32-20.
- 1993 - Conference Quarter-Final - Toronto won best-of-seven series 4-3, Detroit outscored Toronto 30-24.

ALL-TIME PLAYOFF RECORD BY TEAM

LOS ANGELES KINGS	Series	Won	Lost	Games	Won	Lost	Tied	GF	GA
	3	2	1	12	7	5	0	41	31
1975 - Preliminary - Toronto won best-of-three series 2-1, outscoring Los Angeles 7-6.									
1978 - Preliminary - Toronto won best-of-three series 2-0, outscoring Los Angeles 11-3.									
1993 - Conference Final - Los Angeles won best-of-seven series 4-3, Toronto outscored Los Angeles 23-22.									

MINNESOTA NORTH STARS (Dallas)	Series	Won	Lost	Games	Won	Lost	Tied	GF	GA
	2	0	2	7	1	6	0	26	35
1980 - Preliminary - Minnesota won best-of-five series 3-0, outscoring Toronto 17-8.									
1983 - Quarter-Final - Minnesota won best-of-five series 3-1, both scoring 18 goals.									

MONTREAL CANADIENS	Series	Won	Lost	Games	Won	Lost	Tied	GF	GA
	15	7	8	71	29	42	0	160	215
1918 - NHL Final (O'Brien Cup) - Toronto Arenas won two-game, total goal series 10-6.									
1925 - Semi-Final - Montreal won two-game, total goal series 5-2.									
1944 - Semi-Final - Montreal won best-of-seven series 4-1, outscoring Toronto 23-6.									
1945 - Semi-Final - Toronto won best-of-seven series 4-2, Montreal outscored Toronto 21-15.									
1947 - Final - Toronto won best-of-seven series 4-2, teams tied in scoring 13-13.									
1951 - Final - Toronto won best-of-seven series 4-1, outscoring Montreal 13-10.									
1959 - Final - Montreal won best-of-seven series 4-1, outscoring Toronto 18-12.									
1960 - Final - Montreal won best-of-seven series 4-0, outscoring Toronto 15-5.									
1963 - Semi-Final - Toronto won best-of-seven series 4-1, outscoring Montreal 14-6.									
1964 - Semi-Final - Toronto won best-of-seven series 4-3, outscoring Montreal 17-14.									
1965 - Semi-Final - Montreal won best-of-seven series 4-2, outscoring Toronto 17-14.									
1966 - Semi-Final - Montreal won best-of-seven series 4-0, outscoring Toronto 15-6.									
1967 - Final - Toronto won best-of-seven series 4-2, outscoring Montreal 17-16.									
1978 - Semi-Final - Montreal won best-of-seven series 4-0, outscoring Toronto 16-6.									
1979 - Quarter-Final - Montreal won best-of-seven series 4-0, outscoring Toronto 19-10.									

NEW JERSEY DEVILS	Series	Won	Lost	Games	Won	Lost	Tied	GF	GA
	2	0	2	13	5	8	0	27	37
2000 - Conference Semi-Final - New Jersey won best-of-seven series 4-2, outscoring Toronto 16-9.									
2001 - Conference Semi-Final - New Jersey won best-of-seven series 4-3, outscoring Toronto 21-18.									

NEW YORK ISLANDERS	Series	Won	Lost	Games	Won	Lost	Tied	GF	GA
	3	2	1	17	8	9	0	42	54
1978 - Quarter-Final - Toronto won best-of-seven series 4-3, outscoring New York 16-13.									
1981 - Preliminary - New York won best-of-five series 3-0, outscoring Toronto 20-4.									
2002 - Conference Quarter-Final - Toronto won best-of-seven series 4-3, outscoring New York 22-21.									

NEW YORK RANGERS	Series	Won	Lost	Games	Won	Lost	Tied	GF	GA
	8	3	5	35	16	19	0	86	86
1929 - Semi-Final - New York won best-of-three series 2-0, outscoring Toronto 3-1.									
1932 - Final - Toronto won best-of-five series 3-0, outscoring New York 18-10.									
1933 - Final - New York won best-of-five series 3-1, outscoring Toronto 11-5.									
1937 - Quarter-Final - New York won best-of-three series 2-0, outscoring Toronto 5-1.									
1940 - Final - New York won best-of-seven series 4-2, outscoring Toronto 14-11.									
1942 - Semi-Final - Toronto won best-of-seven series 4-2, outscoring New York 13-12.									
1962 - Semi-Final - Toronto won best-of-seven series 4-2, outscoring New York 22-15.									
1971 - Quarter-Final - New York won best-of-seven series 4-2, outscoring Toronto 16-15.									

OTTAWA SENATORS	Series	Won	Lost	Games	Won	Lost	Tied	GF	GA
	4	4	0	24	16	8	0	57	42
2000 - Conference Quarter-Final - Toronto won best-of-seven series 4-2, outscoring Ottawa 17-10.									
2001 - Conference Quarter-Final - Toronto won best-of-seven series 4-0, outscoring Ottawa 10-3.									
2002 - Conference Semi-Final - Toronto won best-of-seven series 4-3, Ottawa outscored Toronto 18-16.									
2004 - Conference Quarter-Final - Toronto won best-of-seven series 4-3, outscoring Ottawa 14-11.									

PHILADELPHIA FLYERS	Series	Won	Lost	Games	Won	Lost	Tied	GF	GA
	6	1	5	36	14	22	0	85	119
1975 - Quarter-Final - Philadelphia won best-of-seven series 4-0, outscoring Toronto 15-6.									
1976 - Quarter-Final - Philadelphia won best-of-seven series 4-3, outscoring Toronto 33-23.									
1977 - Quarter-Final - Philadelphia won best-of-seven series 4-2, outscoring Toronto 19-18.									
1999 - Conference Quarter-Final - Toronto won best-of-seven series 4-2, Philadelphia outscored Toronto 11-9.									
2003 - Conference Quarter-Final - Philadelphia won best-of-seven series 4-3, outscoring Toronto 24-16.									
2004 - Conference Semi-Final - Philadelphia won best-of-seven series 4-2, outscoring Toronto 17-13.									

ALL-TIME PLAYOFF RECORD BY TEAM

PITTSBURGH PENGUINS	Series	Won	Lost	Games	Won	Lost	Tied	GF	GA
	3	3	0	12	8	4	0	39	27
1976 - Preliminary - Toronto won best-of-three series 2-1, outscoring Pittsburgh 8-3.									
1977 - Preliminary - Toronto won best-of-three series 2-1, outscoring Pittsburgh 13-10.									
1999 - Conference Semi-Final - Toronto won best-of-seven series 4-2, outscoring Pittsburgh 18-14.									

ST. LOUIS BLUES	Series	Won	Lost	Games	Won	Lost	Tied	GF	GA
	5	2	3	31	14	17	0	90	88
1986 - Quarter-Final - St. Louis won best-of-seven series 4-3, outscoring Toronto 24-22.									
1987 - Preliminary - Toronto won best-of-seven series 4-2, outscoring St. Louis 15-12.									
1990 - Preliminary - St. Louis won best-of-seven series 4-1, outscoring Toronto 20-16.									
1993 - Conference Semi-Final - Toronto won best-of-seven series 4-3, outscoring St. Louis 22-11.									
1996 - Conference Quarter-Final - St. Louis won best-of-seven series 4-2, outscoring Toronto 21-15.									

SAN JOSE SHARKS	Series	Won	Lost	Games	Won	Lost	Tied	GF	GA
	1	1	0	7	4	3	0	26	21
1994 - Conference Semi-Final - Toronto won best-of-seven series 4-3, outscoring San Jose 26-21									

VANCOUVER CANUCKS	Series	Won	Lost	Games	Won	Lost	Tied	GF	GA
	1	0	1	5	1	4	0	9	16
1994 - Conference Final - Vancouver won best-of-seven series 4-1, outscoring Toronto 16-9.									

DEFUNCT CLUBS	Series	Won	Lost	Games	Won	Lost	Tied	GF	GA
	8	6	2	24	12	10	2	59	57
1918 - Stanley Cup Final - Toronto Arenas defeated Vancouver Millionaires 3-2 in best-of-five series, Vancouver outscored Toronto 21-18.									
1921 - NHL Final (O'Brien Cup) - Ottawa Senators defeated Toronto St. Pats in two-game, total goal series 7-0.									
1922 - NHL Final (O'Brien Cup) - Toronto St. Pats defeated Ottawa Senators in two-game, total goal series 5-4.									
1922 - Stanley Cup Final - Toronto St. Pats defeated Vancouver Millionaires 3-2 in best-of-five series, outscoring Vancouver 16-9.									
1932 - Semi-Final - Toronto defeated Montreal Maroons in two-game, total goal series 4-3.									
1935 - Final - Montreal Maroons defeated Toronto 3-0 in best-of-five series, outscoring Toronto 10-4.									
1936 - Semi-Final - Toronto defeated New York Americans 2-1 in best-of-three series, outscoring Americans 6-3.									
1939 - Quarter-Final - Toronto defeated New York Americans 2-0 in best-of-three series, outscoring Americans 6-0.									

TOTALS	Series	Won	Lost	Games	Won	Lost	Tied	GF	GA
	110	58	52	531	254	273	4	1,368	1,449

SUMMARY OF TORONTO MAPLE LEAFS PLAYOFF SERIES

Stanley Cup Championships	11	Quarter-Final Series	26**
Against Chicago (1); Against Detroit (6); Against Montreal (3); Against NY Rangers (1).		Won 10; Lost 16. Against Boston won 1, lost 4; Against Chicago won 2, lost 1; Against Detroit won 1, lost 1; Against Montreal lost 1; Against New Jersey lost 2; Against NY Islanders won 1; Against NY Rangers lost 2; Against Ottawa won 1; Against Philadelphia lost 4; Against Pittsburgh won 1; Against St. Louis won 1, lost 1; Against San Jose won 1; Against defunct clubs won 1.	
Final Series	19		
Won 11; Lost 8 (to Boston 1; to Chicago 1; to Detroit 1; to Montreal 2; to NY Rangers 2; to Montreal Maroons 1).			
Semi-Final Series	37*		
Won 19; Lost 18. Against Boston won 7, lost 1; Against Buffalo lost 1; Against Carolina lost 1; Against Chicago won 1; Against Detroit won 4, lost 8; Against Los Angeles lost 1; Against Montreal won 3, lost 4; Against NY Rangers won 2, lost 1; Against Vancouver lost 1; Against defunct clubs won 2.			

* Conference Finals

**Conference Semi-Finals

SUMMARY OF TORONTO ST. PATS PLAYOFF SERIES

Stanley Cup Championships	1	NHL Final	2
Against Vancouver (1).		Won 1 (Ottawa); Lost 1 (Ottawa).	
Stanley Cup Final	1	NHL Semi-Final	1
Won 1 (Vancouver); Lost 0.		Won 0; Lost 1 (Montreal).	

* In 1922 the winner of the NHL Final played the winner of the PCHA/WCHL Final in the Stanley Cup Final.

SUMMARY OF TORONTO ARENAS PLAYOFF SERIES

Stanley Cup Championships	1	NHL Final	1
Against Vancouver (1).		Won 1 (Montreal).	
Stanley Cup Final	1		
Won 1 (Vancouver); Lost 0.			

* In 1918 the winner of the NHL Final played the winner of the PCHA Final in the Stanley Cup Final.

ALL-TIME PLAYOFF PLAYER ROSTER



NAME	POS	GP	G	A	PTS	PIM
A ADAMS, Jack	C	4	2	0	2	13
ADAMS, Kevyn	C	19	1	2	3	21
ALEXANDER, Claire	D	16	2	4	6	4
ALLISON, Mike	LW	13	3	5	8	15
ANDERSON, Glenn	RW	21	7	11	18	31
ANDERSON, John	RW	17	3	7	10	0
ANDREWS, Lloyd	LW	2	0	0	0	0
ANDREYCHUK, Dave	LW	46	20	14	34	76
ANDRUSAK, Greg	D	3	0	0	0	2
ANTROPOV, Nik	C	28	2	3	5	34
APPS, Syl	C	69	25	29	54	8
ARBOUR, Al	D	9	0	0	0	8
ARMSTRONG, George	RW	110	26	34	60	52
ARMSTRONG, Murray	C	3	0	0	0	0
ASHBY, Don	C	9	1	0	1	4
AUBIN, Normand	C	1	0	0	0	0
B BAILEY, Bob	RW	6	0	2	2	4
BAILEY, Irvine (Ace)	RW	21	3	4	7	12
BAILEY, Reid	D	2	0	0	0	2
BALFOUR, Earl	LW	4	0	1	1	2
BARILKO, Bill	D	47	5	7	12	104
BATHGATE, Andy	RW	20	6	4	10	31
BAUMGARTNER, Ken	LW	17	1	0	1	18
BAUN, Bob	D	92	3	12	15	165
BELAK, Wade	D/RW	22	1	0	1	36
BENNING, Jim	D	4	1	1	2	2
BENTLEY, Max	C	40	14	24	38	8
BERARD, Bryan	D	17	1	8	9	8
BEREZIN, Sergei	LW	40	12	15	27	6
BERG, Aki	D	48	1	4	5	45
BERG, Bill	LW	46	2	4	6	32
BLAIR, Andy	C	38	6	6	12	32
BLAISDELL, Mike	RW	6	1	2	3	10
BODNAR, Gus	C	19	3	1	4	4
BOESCH, Garth	D	34	2	5	7	18
BOHONOS, Lonny	RW	9	3	6	9	2
BOIVIN, Leo	D	5	0	0	0	2
BOLL, Frank (Buzz)	LW	30	7	3	10	13
BOLTON, Hugh	D	17	0	5	5	14
BOOTHMAN, George	RW	5	2	1	3	2
BORSHEVSKY, Nikolai	RW	31	4	9	13	4
BOSCHMAN, Laurie	C	6	1	1	2	25
BOUDREAU, Bruce	C	9	2	0	2	4
BOUTETTE, Pat	RW	38	6	13	19	95
BOYER, Wally	C	4	0	1	1	0
BOZAK, Tyler	C	5	1	1	2	4
BREWER, Carl	D	63	3	15	18	136
BROSSART, Willie	D	1	0	0	0	0
BURROWS, Dave	D	9	0	2	2	9
BUTCHER, Garth	D	7	0	0	0	8
BUTLER, Jerry	RW	19	1	1	2	22
C AHAN, Larry	D	4	0	0	0	0
CAMERON, Harry	D	6	1	4	5	10
CARLYLE, Randy	D	16	0	2	2	28
CARR, Lorne	RW	37	6	7	13	11
CARRIERE, Larry	D	2	0	0	0	0
CHAMBERLAIN, Murph.	C/LW	18	2	5	7	6
CHISHOLM, Lex	C	3	1	0	1	0
CHURCH, Jack	D	16	1	1	2	14
CLANCY, Frank (King)	D	37	6	6	12	54
CLARK, Wendel	LW/D	79	34	27	61	185
CLEGHORN, Sprague	D	1	0	0	0	0
COLBORNE, Joe	C	2	0	0	0	0
COLLINS, Gary	C	2	0	0	0	0

ALL-TIME PLAYOFF PLAYER ROSTER



NAME	POS	GP	G	A	PTS	PIM
CONACHER, Brian	LW	12	3	2	5	21
CONACHER, Charlie	RW	41	14	12	26	39
CONVERY, Brandon	C	5	0	0	0	2
CORBEAU, Bert	D	2	0	0	0	10
CORSON, Shayne	LW	32	2	7	9	49
COSTELLO, Les	LW	6	2	2	4	2
COTE, Sylvain	D	17	2	1	3	10
COTTON, Harold (Baldy)	LW	34	2	7	9	35
COURTNALL, Russ	C	29	8	11	19	19
COX, Dan	LW	4	0	1	1	4
CRAIG, Mike	RW	8	0	1	1	20
CRAWFORD, Rusty	LW	2	2	1	3	9
CREIGHTON, Dave	C	5	0	1	1	0
CROSS, Cory	D	35	2	3	5	20
CULLEN, Barry	RW	2	0	0	0	0
CULLEN, Brian	C	19	3	0	3	2
CULLEN, John	C	15	2	3	5	0
CURRAN, Brian	D	11	0	1	1	60
D AMPHOUSSE, Vincent	LW	23	1	8	9	20
DAOUST, Dan	C	32	7	5	12	83
DARRAGH, Harold	F	7	0	1	1	2
DAVIDSON, Bob	RW	82	5	17	22	79
DAWES, Bob	D	9	0	0	0	2
DAY, Clarence (Hap)	D	47	4	7	11	56
DeGRAY, Dale	D	5	0	1	1	16
DEMPSEY, Nathan	D	6	0	2	2	0
DENNENY, Corbett	LW	6	1	0	1	7
DERLAGO, Bill	C	10	4	0	4	8
DICKENS, Ernie	D	13	0	0	0	4
DIDUCK, Gerald	D	10	0	1	1	14
DiPIETRO, Paul	C	7	1	1	2	0
DOMI, Tie	RW	86	5	11	16	183
DORATY, Ken	F	15	7	2	9	2
DOREY, Jim	D	10	0	2	2	40
DOUGLAS, Kent	D	19	1	3	4	33
DRILLON, Gord	LW	45	22	13	35	10
DUFF, Dick	LW	54	14	23	37	40
DUNCAN, Art	D	5	0	0	0	4
DUNN, Dave	D/F	10	1	1	2	41
DUPERE, Denis	LW	14	0	0	0	0
DURIS, Vitezslav	D	3	0	1	1	2
DYE, Cecil (Babe)	RW	6	2	0	2	9
E AKINS, Dallas	D	1	0	0	0	0
EASTWOOD, Mike	C	28	4	4	8	20
ECCLESTONE, Tim	LW	4	0	1	1	0
EDMUNDSON, Garry	LW	9	0	1	1	4
EHMAN, Gerry	RW	30	7	7	14	12
ELLETT, Dave	D	52	7	25	32	43
ELLIS, Ron	RW	70	18	8	26	20
ERICKSON, Aut	D	1	0	0	0	2
ERIKSSON, Anders	D	10	0	0	0	0
EVANS, Daryl	LW	1	0	0	0	0
EVANS, Paul	C	2	0	0	0	0
EZINICKI, Bill	RW	34	4	7	11	69
F ARKAS, Jeff	RW	5	1	0	1	0
FARRISH, Dave	D	4	0	0	0	10
FERGUS, Tom	C	23	9	12	21	14
FERGUSON, George	C	42	8	9	17	25
FINNIGAN, Frank	RW	25	3	8	11	10
FITZGERALD, Tom	RW	17	0	1	1	10
FLAMAN, Fern	D	15	1	2	3	26
FLETT, Bill	RW	5	0	0	0	2
FOLIGNO, Mike	RW	18	2	6	8	42

ALL-TIME PLAYOFF PLAYER ROSTER



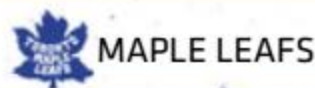
NAME	POS	GP	G	A	PTS	PIM
FORSEY, Jack.....	F	3	0	1	1	0
FOWLER, Jim.....	D	18	0	3	3	2
FRANCESCHETTI, Lou.....	RW	5	0	1	1	26
FRANCIS, Ron.....	C	12	0	4	4	2
FRANSON, Cody.....	D	7	3	3	6	0
FRASER, Mark.....	D	4	0	1	1	7
FRATTIN, Matt.....	RW	6	0	2	2	0
FRYCER, Miroslav.....	RW	17	3	8	11	16
G AGNER, Dave.....	C	6	0	2	2	6
GARDINER, Jake.....	D	6	1	4	5	0
GARDNER, Cal.....	C	30	4	6	10	10
GARDNER, Paul.....	C	6	0	1	1	4
GARLAND, Scott.....	C	7	1	2	3	35
GARTNER, Mike.....	RW	29	11	9	20	20
GAVIN, Stewart.....	LW	4	0	0	0	0
GILL, Todd.....	D	77	5	26	31	171
GILMOUR, Doug.....	C	52	17	60	77	90
GINGRAS, Gaston.....	D	3	1	2	3	2
GLENNIE, Brian.....	D	32	0	1	1	66
GOLDHAM, Bob.....	D	13	2	2	4	31
GOLDUP, Hank.....	LW	26	5	1	6	6
GOVEDARIS, Chris.....	LW	2	0	0	0	0
GRABOVSKI, Mikhail.....	C	7	0	2	2	2
GRACIE, Bob.....	LW	18	3	2	5	0
GRAY, Alex.....	RW	4	0	0	0	0
GREEN, Travis.....	C	24	5	7	12	38
GUNNARSSON, Carl.....	D	7	0	1	1	0
H AMILTON, Jack.....	C	11	2	1	3	0
HAMILTON, Reg.....	D	60	3	7	10	44
HAMILTON, Ryan.....	LW	2	0	1	1	0
HAMMARSTROM, Inge.....	LW	13	2	3	5	4
HANNAN, Dave.....	C	3	1	0	1	4
HANNIGAN, Gord.....	C	9	2	0	2	8
HARRIS, Bill.....	C	62	8	10	18	30
HARRIS, Billy.....	RW	4	0	1	1	2
HARRISON, Jim.....	C	11	1	1	2	43
HEALEY, Paul.....	RW	22	0	2	2	4
HENDERSON, Paul.....	LW	19	6	6	12	12
HENDRICKSON, Darby.....	C	2	0	0	0	0
HERON, Bob (Red).....	C	18	2	2	4	6
HICKEY, Pat.....	LW	5	0	0	0	2
HIGGINS, Paul.....	RW	1	0	0	0	0
HILL, Mel.....	RW	19	5	3	8	6
HILLMAN, Larry.....	D	32	2	3	5	8
HOGLUND, Jonas.....	LW	49	6	11	17	8
HOGUE, Benoit.....	C/LW	7	0	0	0	6
HOLLETT, Bill (Flash).....	D	7	0	0	0	6
HOLWAY, Albert.....	D	2	0	0	0	0
HORNE, George.....	F	4	0	0	0	4
HORNER, Reginald (Red).....	D	71	7	10	17	170
HORTON, Tim.....	D	97	9	32	41	135
HOUSLEY, Phil.....	D	3	0	0	0	0
HURST, Ron.....	RW	3	0	2	2	4
HUTCHISON, Dave.....	D	6	0	3	3	23
I AFRATE, Al.....	D	29	4	10	14	21
IHNACAK, Miroslav.....	LW	1	0	0	0	0
IHNACAK, Peter.....	C	28	4	10	14	25
J ACKSON, Art.....	C	17	0	3	3	4
JACKSON, Harvey (Busher).....	LW	54	17	8	25	41
JAMES, Gerry.....	RW	15	1	0	1	8
JARRY, Pierre.....	LW	5	0	1	1	0
JARVIS, Wes.....	C	2	0	0	0	2
JEFFREY, Larry.....	LW	6	0	1	1	4

ALL-TIME PLAYOFF PLAYER ROSTER



NAME	POS	GP	G	A	PTS	PIM
JENNINGS, Grant	D	4	0	0	0	0
JOHANSEN, Trevor	D	13	0	3	3	21
JOHANSSON, Calle	D	4	0	0	0	2
JOHNSON, Mike	RW	17	3	2	5	4
JOHNSON, Terry	D	5	0	0	0	10
JOHNSTONE, Ross	D	3	0	0	0	0
JONES, Buck	D	6	0	0	0	8
JONES, Jim	C	19	1	5	6	11
JONSSON, Kenny	D	4	0	0	0	0
JUZDA, Bill	D	30	0	2	2	33
K ABERLE, Tomas	D	77	6	22	28	24
KADRI, Nazem	C	7	1	3	4	10
KAMPMAN, Rudolph (Bingo)	D	47	1	4	5	38
KARPOVTSEV, Alexander	D	25	1	6	7	16
KASZYCKI, Mike	C	2	0	0	0	2
KEHOE, Rick	RW	2	0	0	0	2
KELLY, Leonard (Red)	C	70	17	38	55	16
KELLY, Pep	F	39	7	6	13	10
KENNEDY, Forbes	C	1	0	0	0	38
KENNEDY, Ted	C	78	29	31	60	32
KEON, Dave	C	89	32	35	67	6
KESSEL, Phil	RW	7	4	2	6	2
KHRISTICH, Dmitri	RW	12	1	2	3	0
KILGER, Chad	LW	13	2	1	3	0
KING, Derek	LW	16	1	3	4	4
KING, Kris	LW	18	1	1	2	27
KILREA, Hec	LW	11	2	0	2	6
KLEE, Ken	D	11	0	0	0	6
KLUKAY, Joe	LW	56	12	8	20	14
KOHN, Ladislav	RW	2	0	0	0	5
KOLESAR, Mark	RW	3	1	0	1	2
KOMAROV, Leo	F	7	0	0	0	17
KORDIC, John	RW	5	0	1	1	33
KORN, Jim	D/LW	3	0	0	0	26
KOROLEV, Igor	C	24	0	4	4	6
KOSTKA, Mike	D	1	0	0	0	0
KOTSOPOULOS, Chris	D	17	1	0	1	28
KRUSHELNYSKI, Mike	C	22	3	7	10	8
KULEMIN, Nikolai	LW	7	0	1	1	0
KURTENBACH, Orland	C	4	0	0	0	26
KURVERS, Tom	D	5	0	3	3	4
KYPREOS, Nick	RW	5	0	0	0	4
L ACROIX, Eric	LW	2	0	0	0	0
LANGELLE, Pete	C	41	5	9	14	4
LANZ, Rick	D	14	1	3	4	29
LEEMAN, Gary	RW/D	24	7	14	21	34
LEETCH, Brian	D	13	0	8	8	6
LEFEBVRE, Sylvain	D	39	3	6	9	36
LEVINSKY, Alex	D	23	1	0	1	26
LEWICKI, Danny	LW	9	0	0	0	0
LEY, Rick	D	14	0	2	2	20
LILES, John-Michael	D	4	0	0	0	2
LITZENBERGER, Ed	RW	20	1	4	5	20
LUMME, Jyrki	D	21	0	2	2	8
LUPUL, Joffrey	LW	7	3	1	4	4
LYNN, Vic	LW	35	6	9	15	40
M acARTHUR, Clarke	LW	5	2	1	3	2
MacDONALD, Parker	LW	4	0	0	0	4
MacKELL, Fleming	C	27	5	8	13	24
MacLEAN, Don	C	3	0	0	0	0
MacMILLAN, Bill	RW	11	0	3	3	2
MacMILLAN, John	RW	8	0	0	0	0
MACOUN, Jamie	D	52	2	11	13	64
MAGUIRE, Kevin	RW	1	0	0	0	0

ALL-TIME PLAYOFF PLAYER ROSTER



NAME	POS	GP	G	A	PTS	PIM
MAHOVLICH, Frank.....	LW	84	24	36	60	135
MAIR, Adam.....	C	10	1	0	1	22
MALONEY, Dan.....	LW	22	4	6	10	23
MANDERVILLE, Kent.....	LW	37	2	0	2	18
MANN, Norm.....	RW	1	0	0	0	0
MANSON, Dave.....	D	2	0	0	0	2
MARCETTA, Milan.....	C	3	0	0	0	0
MARCHMENT, Bryan.....	D	13	0	0	0	8
MARKER, Gus.....	RW	27	3	5	8	28
MARKOV, Danny.....	D	40	1	10	11	40
MAROIS, Daniel.....	RW	8	3	2	5	12
MARSH, Brad.....	D	5	1	0	1	2
MARSHALL, Don.....	LW	1	0	0	0	0
MARTIN, Terry.....	LW	10	2	0	2	16
MAXWELL, Brad.....	D	3	0	1	1	12
McALLISTER, Chris.....	D	6	0	1	1	4
McCABE, Bryan.....	D	51	10	16	26	70
McCAFFREY, Bert.....	D	2	1	0	1	4
McCAULEY, Alyn.....	C	35	5	10	15	12
McCLEMENT, Jay.....	C	7	0	0	0	0
McCORMACK, John.....	C	6	1	0	1	0
McCREEDY, John.....	RW	21	4	3	7	16
McDONALD, Lanny.....	RW	45	20	17	37	22
McDONALD, Wilfred (Bucko).....	D	46	3	1	4	12
McGILL, Bob.....	D	12	0	0	0	35
McINTYRE, John.....	C	2	0	0	0	2
McKECHNIE, Walt.....	C	6	4	3	7	9
McKENNA, Sean.....	RW	2	0	0	0	0
McKENNEY, Don.....	C	18	4	8	12	0
McKENNY, Jim.....	D	37	7	9	16	10
McLAREN, Fraser.....	LW	1	0	0	0	2
McLEAN, Jack.....	C	13	2	2	4	8
McLLWAIN, Dave.....	C	4	0	0	0	0
McRAE, Ken.....	C	6	0	0	0	4
MEEKER, Howie.....	RW	42	6	9	15	50
MEEKING, Harry.....	LW	2	3	0	3	6
MELROSE, Barry.....	D	7	0	2	2	38
METZ, Don.....	RW	47	7	8	15	10
METZ, Nick.....	LW	76	19	20	39	31
MICKEY, Larry.....	RW	3	0	0	0	5
MIGAY, Rudy.....	C	15	1	0	1	20
MILLER, Earl.....	F	7	0	0	0	0
MIRONOV, Dmitri.....	D	38	9	12	21	10
MODIN, Fredrik.....	LW	8	0	0	0	6
MOGILNY, Alexander.....	RW	39	15	9	24	20
MONAHAN, Garry.....	LW	15	2	1	3	9
MOORE, Dick.....	RW	5	1	1	2	6
MORRIS, Moe.....	D	18	4	2	6	16
MORRISON, Jim.....	D	16	0	1	1	12
MORTSON, Gus.....	D	47	4	7	11	62
MULHERN, Richard.....	D	1	0	0	0	0
MULLER, Kirk.....	C/LW	6	3	2	5	0
MUMMERY, Harry.....	D	2	1	1	2	17
MURPHY, Larry.....	D	6	0	2	2	4
N EELEY, Bob.....	D	26	5	7	12	15
NESTERENKO, Eric.....	RW	9	0	2	2	15
NEVILLE, Mike.....	C	2	0	0	0	0
NEVIN, Bob.....	RW	27	6	4	10	10
NIEUWENDYK, Joe.....	C	9	6	0	6	4
NIGRO, Frank.....	C	3	0	0	0	2
NOBLE, Reg.....	LW/C	6	1	1	2	21
NOLAN, Owen.....	RW	7	0	2	2	2
NYLUND, Gary.....	D	10	0	2	2	25
O 'BYRNE, Ryan.....	D	6	0	0	0	4

ALL-TIME PLAYOFF PLAYER ROSTER



NAME	POS	GP	G	A	PTS	PIM
OLCZYK, Ed.....	C	11	6	6	12	16
OLIVER, Murray.....	C	4	1	2	3	0
OLMSTEAD, Bert.....	LW	29	8	9	17	23
O'NEILL, Tom (Windy).....	RW	4	0	0	0	6
ORR, Colton.....	RW	7	0	0	0	18
OSBORNE, Mark.....	LW	57	9	12	21	102
P AIEMENT, Wilf.....	RW	6	0	2	2	19
PAPPIN, Jim.....	RW	23	7	8	15	12
PARSONS, George.....	LW	7	3	2	5	11
PEARSON, Rob.....	RW	28	3	2	5	63
PEARSON, Scott.....	LW	2	2	0	2	10
PELYK, Mike.....	D	40	0	3	3	41
PERREAULT, Yanic.....	C	29	5	10	15	10
PETTINGER, Eric.....	LW	4	1	0	1	8
PHANEUF, Dion.....	D	7	1	2	3	6
PILAR, Karel.....	D	12	1	4	5	12
PILOTE, Pierre.....	D	4	0	1	1	4
PODDUBNY, Walt.....	LW	13	7	2	9	4
POILE, Norman (Bud).....	C	13	4	4	8	6
PONIKAROVSKY, Alexei.....	LW	23	1	3	4	12
PRATT, Tracy.....	D	4	0	0	0	0
PRATT, Walter (Babe).....	D	24	3	9	12	20
PRESLEY, Wayne.....	RW	5	0	0	0	2
PRICE, Noel.....	D	5	0	0	0	2
PRIMEAU, Joe.....	C	38	5	18	23	12
PRONOVOST, Marcel.....	D	16	1	0	1	14
PULFORD, Bob.....	C	89	25	26	51	126
Q UENNEVILLE, Joel.....	D	6	0	1	1	4
QUINN, Pat.....	D	4	0	0	0	13
R AMAGE, Rob.....	D	5	1	2	3	20
RANDALL, Ken.....	RW/D	6	2	1	3	27
REAUME, Marc.....	D	19	0	2	2	8
REGAN, Larry.....	RW	22	4	4	8	2
REICHEL, Robert.....	C	37	2	6	8	12
REID, Dave.....	LW	3	0	0	0	0
REID, Reg.....	LW	2	0	0	0	0
RENBURG, Mikael.....	RW	12	1	0	1	14
RICHARDSON, Luke.....	D	7	0	0	0	22
RIDLEY, Mike.....	C	7	3	1	4	2
ROBERT, Rene.....	RW	3	0	2	2	2
ROBERTS, Gary.....	LW	50	14	26	40	74
ROBERTSON, Fred.....	D	7	0	0	0	0
ROMNES, Doc.....	F	10	1	4	5	0
ROOT, Bill.....	D	20	1	2	3	25
ROUSE, Bob.....	D	39	3	11	14	58
RYCHEL, Warren.....	LW	3	0	0	0	0
S AGANIUK, Rocky.....	RW	6	1	0	1	15
SALMING, Borje.....	D	81	12	37	49	91
SAMIS, Phil.....	D	5	0	1	1	2
SANDS, Charlie.....	C	13	3	2	5	2
SCHNEIDER, Mathieu.....	D	6	0	4	4	8
SCHRINER, Dave (Sweeney).....	LW	47	14	10	24	22
SECORD, Al.....	LW	6	1	0	1	16
SEDLBAUER, Ron.....	LW	2	0	1	1	2
SEILING, Rod.....	D	17	0	1	1	6
SELBY, Brit.....	LW	8	0	0	0	4
SELWOOD, Brad.....	D	5	0	0	0	4
SHACK, Eddie.....	RW	57	6	3	9	107
SHAND, Dave.....	D	7	1	0	1	13
SHILL, Jack.....	LW	13	0	3	3	8
SITTLER, Darryl.....	C	64	25	40	65	120
SKINNER, Aif.....	RW	2	0	1	1	9

ALL-TIME PLAYOFF PLAYER ROSTER



NAME	POS	GP	G	A	PTS	PIM
SLOAN, Tod.....	C	26	5	6	11	59
SMYLIE, Rod <small>TORONTO ST PATS</small>	LW	4	0	0	0	2
SMITH, Art.....	D	4	1	1	2	8
SMITH, Brad.....	RW	17	3	2	5	44
SMITH, Floyd.....	RW	4	0	0	0	0
SMITH, Sid.....	LW	44	17	10	27	2
SPENCER, Brian.....	LW	6	0	1	1	17
STACKHOUSE, Ted <small>TORONTO ST PATS</small>	D	1	0	0	0	0
STAJAN, Matt.....	C	3	0	0	0	2
STANLEY, Allan.....	D	82	4	27	31	60
STANOWSKI, Wally.....	D	60	3	14	17	13
STASTNY, Marian.....	RW	3	0	0	0	0
STEMKOWSKI, Pete.....	C	22	5	10	15	53
STEWART, Gaye.....	LW	18	2	7	9	12
STEWART, Ron.....	RW	82	10	18	28	56
STOUGHTON, Blaine.....	LW	7	4	2	6	2
STUART, Bill <small>TORONTO ST PATS</small>	D	4	1	1	2	0
SULLIVAN, Steve.....	C	13	3	3	6	14
SUNDIN, Mats.....	C	77	32	38	70	66
SUTTER, Rich.....	RW	4	0	0	0	2
SVEHLA, Robert.....	D	7	0	3	3	2
T AYLOR, Billy.....	C	28	5	13	18	9
TAYLOR, Harry.....	C	1	0	0	0	0
TERRION, Greg.....	C	32	1	9	10	37
THOMAS, Steve.....	RW	63	26	20	46	48
THOMPSON, Errol.....	LW	27	5	4	9	9
THOMS, Bill.....	C	39	6	9	15	4
THOMSON, Jim.....	D	63	2	13	15	135
TIMGREN, Ray.....	LW	30	3	9	12	6
TROTTIER, Guy.....	RW	9	1	0	1	16
TUCKER, Darcy.....	RW	58	10	11	21	79
TURNBULL, Ian.....	D	55	13	32	45	94
U LLMAN, Norm.....	C	26	3	6	9	6
V AIVE, Rick.....	RW	32	14	9	23	53
VALIQUETTE, Jack.....	C	23	3	6	9	4
VALK, Garry.....	RW	45	6	6	12	42
van RIEMSDYK, James.....	LW	7	2	5	7	4
W ALKER, Kurt.....	LW	16	0	0	0	34
WALTON, Mike.....	C	16	4	3	7	6
WARNER, Bob.....	D	4	0	0	0	0
WARRINER, Todd.....	LW	15	1	1	2	4
WATSON, Harry.....	LW	50	14	9	23	27
WEBSTER, Don.....	LW	5	0	0	0	12
WEIR, Stan.....	C	29	6	5	11	0
WESLEY, Glen.....	D	5	0	1	1	2
WILLIAMS, Dave (Tiger).....	LW	44	5	11	16	240
WILM, Clarke.....	C	5	0	1	1	2
WILSON, John.....	LW	10	1	2	3	2
WILSON, Ron.....	RW	6	1	3	4	2
WOOD, Randy.....	LW	7	2	0	2	6
WREN, Bob.....	C	1	0	0	0	0
Y AREMCHUK, Ken.....	C	12	0	2	2	10
YUSHKEVICH, Dmitry.....	D	44	2	10	12	38
Z ANUSSI, Ron.....	RW	3	0	0	0	0
ZETTLER, Rob.....	D	2	0	0	0	0
ZEZEL, Peter.....	C	38	4	5	9	14

*Eddie Gerard played one game in the 1922 Stanley Cup Final for the Toronto St. Patricks on loan from the Ottawa Senators. He did not record a point or penalty minute in the game.

ALL-TIME PLAYOFF GOALTENDER ROSTER



NAME	W	L	GPI	MINS	GA	GAA	SO
BEAUPRE, Don	0	0	2	20	2	6.00	0
BELFOUR, Ed	9	11	20	1306	51	2.34	3
BESTER, Allan	2	6	10	488	36	4.43	0
BIBEAULT, Paul	1	4	5	300	23	4.60	0
BOWER, Johnny	35	34	74	4378	184	2.47	5
BRODA, Walter (Turk)*	60	39	101	6398	211	1.98	13
CHABOT, Lorne**	11	9	22	1509	42	1.67	2
CRHA, Jiri	0	4	5	186	21	6.77	0
FAVELL, Doug	0	3	3	181	10	3.31	0
FORBES, Jake	0	2	2	120	7	3.50	0
GAMBLE, Bruce	0	2	2	86	13	9.07	0
HAINSWORTH, George	9	12	21	1303	50	2.30	2
HARRISON, Paul	0	1	3	131	8	3.66	0
HEALY, Glenn	0	0	1	20	0	0.00	0
HOLMES, Harry (Hap)	1	1	2	120	7	3.50	0
JOHNSTON, Ed	0	1	1	60	6	6.00	0
JOSEPH, Curtis	32	28	60	3678	138	2.25	8
KIDD, Trevor	0	0	1	33	1	1.82	0
LAROCQUE, Michel	0	1	2	75	8	6.40	0
LUMLEY, Harry	2	12	14	865	43	2.98	1
MANIAGO, Cesare	1	1	2	145	6	2.48	0
McCOOL, Frank	8	5	13	807	30	2.23	4
McRAE, Gord	2	5	8	454	22	2.91	0
PALMATEER, Mike	12	17	29	1765	89	3.03	2
PARENT, Bernie	3	5	8	478	22	2.76	0
PLANTE, Jacques	0	3	4	194	12	3.71	0
POTVIN, Felix	25	27	52	3206	147	2.75	5
PUPPA, Daren	0	0	1	20	1	3.00	0
REESE, Jeff	1	1	2	108	6	3.33	0
REIMER, James	3	4	7	438	21	2.88	0
RHODES, Damian	1	0	0	1	0	0.00	0
ROACH, John Ross	1	2	4	240	9	2.25	1
ROLLINS, Al	3	3	6	330	12	2.18	0
ST. CROIX, Rick	0	0	1	1	1	60.00	0
SAWCHUK, Terry	6	7	13	745	34	2.74	0
SCHWAB, Corey	0	0	1	12	0	0.00	0
SIMMONS, Don	2	1	3	165	8	2.91	0
THOMAS, Wayne	6	7	14	789	46	3.50	1
WREGGET, Ken	13	11	25	1476	72	2.93	2

* Recorded one tie due to game being suspended because of the Toronto Curfew Law (Mar. 31, 1951 vs. Boston)
 **Recorded two ties in total goal series (Mar. 24, 1931 vs Chicago and Mar. 31, 1932 at Mtl. Maroons)

INDIVIDUAL PLAYOFF LEADERS BY YEAR

Stanley Cup Playoffs 1917/18 to 1960/61

YEAR	GOALS	ASSISTS	POINTS	PIMS
1917/18	Harry Meeking 3	Harry Cameron 2	Harry Meeking 3 Rusty Crawford 3 Harry Cameron 3	Harry Mummery 17
1920/21	N/A 0	N/A 0	N/A 0	Ken Rendall 11
1921/22	Babe Dye 2	Harry Cameron 2	Babe Dye 2 Billy Stuart 2 Harry Cameron 2	Reg Noble 12
1924/25	Jack Adams 1 Bert McCaffrey 1	N/A 0 N/A 0	Jack Adams 1 Bert McCaffrey 1	Bert Corbeau 10
1928/29	Andy Blair 3	Ace Bailey 2	Andy Blair 3 Ace Bailey 3	Art Smith 8 Eric Pettinger 8
1930/31	Andy Blair 1 Ace Bailey 1 King Clancy 1	Hap Day 3	Hap Day 3	Hap Day 7
1931/32	Charlie Conacher 6	Joe Primeau 6	Charlie Conacher 8	Red Horner 20
1932/33	Ken Doraty 5	King Clancy 3 Hal Cotton 3	Ken Doraty 5	Hap Day 21
1933/34	Charlie Conacher 3	Joe Primeau 4	Joe Primeau 6	Andy Blair 16
1934/35	Harvey Jackson 3	Charlie Conacher 4	Harvey Jackson 5 Charlie Conacher 5	Hal Cotton 17
1935/36	Buzz Boll 7	Bill Thoms 5	Buzz Boll 10	Red Horner 22
1936/37	Harvey Jackson 1	Reg Hamilton 1 Syl Apps 1	Harvey Jackson 1 Reg Hamilton 1 Syl Apps 1	Red Horner 7
1937/38	Gordie Drillon 7	Syl Apps 4	Gordie Drillon 8	Red Horner 14
1938/39	Gordie Drillon 7	Gordie Drillon 6 Syl Apps 6	Gordie Drillon 13	Red Horner 26
1939/40	Syl Apps 5 Hank Goldup 5	Sweeney Schriener 3 Nick Metz 3 Gus Marker 3 Pete Langelle 3 Bob Davidson 3	Syl Apps 7	Red Horner 55
1940/41	Nick Metz 3 Gordie Drillon 3 Syl Apps 3	Nick Metz 4	Nick Metz 7	Reg Hamilton 13
1941/42	Sweeney Schriener 6	Syl Apps 9	Syl Apps 14	Bob Goldham 31
1942/43	Mel Hill 3	Bud Poile 4	Bud Poile 6	Reg Hamilton 9
1943/44	George Boothman 2	Babe Pratt 3	George Boothman 3 Elwin Morris 3 Babe Pratt 3	Don Webster 12
1944/45	Ted Kennedy 7	Babe Pratt 4	Ted Kennedy 9	Elwin Morris 14
1946/47	Syl Apps 5	Ted Kennedy 5 Gaye Stewart 5	Ted Kennedy 9	Bill Ezinicki 30
1947/48	Ted Kennedy 8	Max Bentley 7	Ted Kennedy 14	Vic Lynn 20
1948/49	Sid Smith 5	Ted Kennedy 6	Ted Kennedy 8	Bill Ezinicki 20 Bill Barilko 20
1949/50	Max Bentley 3 Joe Klukay 3	Ray Timgren 4	Max Bentley 6	Bill Barilko 18 Gus Mortson 18
1950/51	Sid Smith 7	Max Bentley 11	Max Bentley 13	Jim Thomson 34
1951/52	Harry Watson 1 Joe Klukay 1 Max Bentley 1	Fern Flaman 2	Joe Klukay 2 Fern Flaman 2	Jim Thomson 25
1953/54	Gordie Hannigan 2	Bob Bailey 2	Gord Hannigan, Sid Smith Ted Kennedy, Tim Horton, Tod Sloan, Bob Bailey 2	Tod Sloan 24
1954/55	Sid Smith 3	Ted Kennedy 3 Hugh Bolton 3	Sid Smith 4 Ted Kennedy 4	Jim Thomson 16
1955/56	George Armstrong 4	Dick Duff 4	George Armstrong 6	Jim Thomson 10
1958/59	Gerry Ehman 6 Frank Mahovlich 6	Gerry Ehman 7	Gerry Ehman 13	Carl Brewer 40
1959/60	Bob Pulford 4	Red Kelly 8	Red Kelly 11	Frank Mahovlich 27
1960/61	8 Players Tied 1	Allan Stanley 3	Bert Olmstead 3 Allan Stanley 3	Bert Olmstead 10

INDIVIDUAL PLAYOFF LEADERS BY YEAR

Stanley Cup Playoffs 1961/62 to 2012/13

YEAR	GOALS	ASSISTS	POINTS	PIMS
1961/62	Bob Pulford7 George Armstrong.....7	Tim Horton.....13	Tim Horton16	Frank Mahovlich.....29
1962/63	Dave Keon.....7	George Armstrong6 Red Kelly6 Allan Stanley.....6	Dave Keon.....12	Bob Pulford14
1963/64	Dave Keon.....7	Frank Mahovlich.....11	Frank Mahovlich15	Bob Baun42
1964/65	Red Kelly.....3 Ron Ellis.....3	Frank Mahovlich.....3 Peter Stenkowski.....3	Red Kelly5	Bob Baun19
1965/66	Ed Shack2	Red Kelly2 Dave Keon2	Ed Shack3	Ed Shack.....33
1966/67	Jim Pappin.....7	Bob Pulford10	Jim Pappin15	Tim Horton25
1968/69	Ron Ellis.....2	Dave Keon3	Dave Keon.....4	Forbes Kennedy.....38
1970/71	Paul Henderson.....5	Bill MacMillan.....3	Paul Henderson6	Jim Harrison.....33
1971/72	Jim McKenny3	Dave Keon3 Norm Ullman.....3	Dave Keon.....5	Brian Glennie25
1973/74	Ron Ellis.....2 Darryl Sittler.....2	Bob Neely3	Bob Neely4	Brian Glennie10
1974/75	Blaine Stoughton.....4	Dave Keon5	Blaine Stoughton.....6	Dave Williams25
1975/76	Darryl Sittler.....5	Ian Turnbull.....9	Darryl Sittler12	Dave Williams75
1976/77	Lanny McDonald10	Darryl Sittler16	Darryl Sittler21	Dave Williams29
1977/78	Ian Turnbull.....6	Ian Turnbull.....10	Ian Turnbull16	Dave Williams63
1978/79	Darryl Sittler.....5	Ian Turnbull.....4 Darryl Sittler.....4	Darryl Sittler9	Dave Williams48
1979/80	Terry Martin2	Ian Turnbull.....3	Ron Wilson3 Ian Turnbull3 Darryl Sittler3	Laurie Boschman.....18
1980/81	Bruce Boudreau.....1 Rick Vaive1 Bill Derlago.....1 Ian Turnbull.....1	Rene Robert2 Borje Salming.....2	Rene Robert2 Borje Salming2	Barry Melrose15
1982/83	Walt Poddubny3 Bill Derlago.....3	Rick Vaive.....5 Miroslav Frycer5	Miroslav Frycer7 Rick Vaive7	Jim Korn.....26
1985/86	Steve Thomas6 Rick Vaive6	Gary Leeman10	Steve Thomas.....14	Wendel Clark47
1986/87	Wendel Clark.....6	Wendel Clark5 Mike Allison5 Vincent Damphousse5	Wendel Clark11	Todd Gill42 Dan Daoust.....42
1987/88	Ed Olczyk5	Ed Olczyk.....4 Al Iafrate4	Ed Olczyk9	Brian Curran.....41
1989/90	Gary Leeman.....3	Gary Leeman3 Mark Osborne3 Todd Gill3 Tom Kurvers.....3	Gary Leeman.....6	John Kordic33
1992/93	Dave Andreychuk12	Doug Gilmour25	Doug Gilmour.....35	Wendel Clark.....51
1993/94	Wendel Clark.....9	Doug Gilmour22	Doug Gilmour.....28	Mark Osborne52
1994/95	Mats Sundin5	Doug Gilmour6	Mats Sundin9	Dave Andreychuk.....25
1995/96	Mike Gartner4	Doug Gilmour7	Doug Gilmour.....8	Todd Gill24
1998/99	Mats Sundin8	Mats Sundin8 Bryan Berard.....8	Mats Sundin16	Kris King25
1999/00	Steve Thomas6	Mats Sundin.....5	Steve Thomas.....9	Tie Domi20
2000/01	Mats Sundin6 Steve Thomas6	Gary Roberts9	Mats Sundin13	Tie Domi20
2001/02	Alexander Mogilny8	Gary Roberts12	Gary Roberts.....19	Tie Domi61
2002/03	Alexander Mogilny5	Darcy Tucker.....3 Bryan McCabe.....3 Robert Svehla.....3	Alexander Mogilny.....7	Tie Domi13
2003/04	Joe Nieuwendyk6	Brian Leetch8	Mats Sundin9	Tie Domi41
2004/05	Did not play due to work stoppage			
2012/13	Phil Kessel.....4	James van Riemsdyk.....5	James van Riemsdyk.....7	Colton Orr.....18

ALL-TIME PLAYOFF SHUTOUTS

DATE	GOALTENDER	HOME/ROAD	OPPOSITION	SCORE
March 28, 1933	Lorne Chabot	Road	Boston Bruins	(1-0 OTW)
April 3, 1933	Lorne Chabot	Home	Boston Bruins	(1-0 OTW)
March 26, 1935	George Hainsworth	Road	Boston Bruins	(2-0 W)
March 28, 1935	George Hainsworth	Home	Boston Bruins	(3-0 W)
March 24, 1938	Turk Broda	Home	Boston Bruins	(1-0 OTW)
March 21, 1939	Turk Broda	Home	NY Americans	(4-0 W)
March 23, 1939	Turk Broda	Road	NY Americans	(2-0 W)
April 9, 1940	Turk Broda	Home	NY Rangers	(3-0 W)
April 16, 1942	Turk Broda	Road	Detroit Red Wings	(3-0 W)
March 20, 1945	Frank McCool	Road	Montreal Canadiens	(1-0 W)
April 6, 1945	Frank McCool	Road	Detroit Red Wings	(1-0 W)
April 8, 1945	Frank McCool	Road	Detroit Red Wings	(2-0 W)
April 12, 1945	Frank McCool	Home	Detroit Red Wings	(1-0 W)
April 10, 1947	Turk Broda	Road	Montreal Canadiens	(4-0 W)
April 11, 1948	Turk Broda	Road	Detroit Red Wings	(2-0 W)
March 22, 1949	Turk Broda	Road	Boston Bruins	(3-0 W)
March 28, 1950	Turk Broda	Road	Detroit Red Wings	(5-0 W)
April 1, 1950	Turk Broda	Home	Detroit Red Wings	(2-0 W)
April 6, 1950	Turk Broda	Road	Detroit Red Wings	(2-0 W)
April 1, 1951	Turk Broda	Road	Boston Bruins	(3-0 W)
April 8, 1951	Turk Broda	Road	Boston Bruins	(6-0 W)
March 27, 1956	Harry Lumley	Home	Detroit Red Wings	(2-0 W)
March 30, 1963	Johnny Bower	Road	Montreal Canadiens	(2-0 W)
April 4, 1963	Johnny Bower	Home	Montreal Canadiens	(5-0 W)
April 7, 1964	Johnny Bower	Home	Montreal Canadiens	(3-0 W)
April 25, 1964	Johnny Bower	Home	Detroit Red Wings	(4-0 W)
April 22, 1967	Johnny Bower	Road	Montreal Canadiens	(3-0 W)
April 9, 1976	Wayne Thomas	Home	Pittsburgh Penguins	(4-0 W)
April 13, 1978	Mike Palmateer	Road	Los Angeles Kings	(4-0 W)
April 21, 1978	Mike Palmateer	Home	NY Islanders	(2-0 W)
April 20, 1986	Ken Wregget	Road	St. Louis Blues	(3-0 W)
April 16, 1987	Ken Wregget	Home	St. Louis Blues	(4-0 W)
May 15, 1993	Felix Potvin	Home	St. Louis Blues	(6-0 W)
April 20, 1994	Felix Potvin	Home	Chicago Blackhawks	(1-0 OTW)
April 26, 1994	Felix Potvin	Home	Chicago Blackhawks	(1-0 OTW)
April 28, 1994	Felix Potvin	Road	Chicago Blackhawks	(1-0 W)
May 9, 1995	Felix Potvin	Road	Chicago Blackhawks	(3-0 W)
May 2, 1999	Curtis Joseph	Road	Philadelphia Flyers	(1-0 W)
April 12, 2000	Curtis Joseph	Home	Ottawa Senators	(2-0 W)
April 13, 2001	Curtis Joseph	Road	Ottawa Senators	(1-0 OTW)
April 14, 2001	Curtis Joseph	Road	Ottawa Senators	(3-0 W)
April 26, 2001	Curtis Joseph	Road	New Jersey Devils	(2-0 W)
April 20, 2002	Curtis Joseph	Home	New York Islanders	(2-0 W)
May 14, 2002	Curtis Joseph	Home	Ottawa Senators	(3-0 W)
May 25, 2002	Curtis Joseph	Road	Carolina Hurricanes	(1-0 W)
April 10, 2004	Ed Belfour	Home	Ottawa Senators	(2-0 W)
April 12, 2004	Ed Belfour	Road	Ottawa Senators	(2-0 W)
April 16, 2004	Ed Belfour	Home	Ottawa Senators	(2-0 W)

ALL-TIME PLAYOFF SCORING LEADERS

RANK	PLAYER	POSITION	GP	G	A	PTS
1.	DOUG GILMOUR	CENTRE	52	17	60	77
2.	MATS SUNDIN	CENTRE	77	32	38	70
3.	DAVE KEON	CENTRE	89	32	35	67
4.	DARRYL SITTLER	CENTRE	64	25	40	65
5.	WENDEL CLARK	LEFT WING	79	34	27	61
6.	TED KENNEDY	CENTRE	78	29	31	60
	GEORGE ARMSTRONG	RIGHT WING	110	26	34	60
	FRANK MAHOVLICH	LEFT WING	84	24	36	60
9.	RED KELLY	CENTRE	70	17	38	55
10.	SYL APPS	CENTRE	69	25	29	54
11.	BOB PULFORD	CENTRE	89	25	26	51
12.	BORJE SALMING	DEFENCE	81	12	37	49
13.	STEVE THOMAS	RIGHT WING	63	26	20	46
14.	IAN TURNBULL	DEFENCE	55	13	32	45
15.	TIM HORTON	DEFENCE	97	9	32	41
16.	GARY ROBERTS	LEFT WING	50	14	26	40
17.	NICK METZ	LEFT WING	76	19	20	39
18.	MAX BENTLEY	CENTRE	40	14	24	38
19.	LANNY McDONALD	RIGHT WING	45	20	17	37
	DICK DUFF	LEFT WING	54	14	23	37
21.	GORD DRILLON	LEFT WING	45	22	13	35
22.	DAVE ANDREYCHUK	LEFT WING	46	20	14	34
23.	DAVE ELLETT	DEFENCE	52	7	25	32
24.	TODD GILL	DEFENCE	77	5	26	31
	ALLAN STANLEY	DEFENCE	82	4	27	31
26.	RON STEWART	RIGHT WING	82	10	18	28
	TOMAS KABERLE	DEFENCE	77	6	22	28
28.	SID SMITH	LEFT WING	44	17	10	27
	SERGEI BEREZIN	LEFT WING	40	12	15	27
30.	RON ELLIS	RIGHT WING	70	18	8	26
	CHARLIE CONACHER	RIGHT WING	41	14	12	26
	BRYAN McCABE	DEFENCE	51	10	16	26
33.	HARVEY JACKSON	LEFT WING	54	17	8	25
34.	ALEXANDER MOGILNY	RIGHT WING	39	15	9	24
	DAVE SCHRINER	LEFT WING	47	14	10	24
36.	RICK VAIVE	RIGHT WING	32	14	9	23
	HARRY WATSON	LEFT WING	50	14	9	23
	JOE PRIMEAU	CENTRE	38	5	18	23
39.	BOB DAVIDSON	RIGHT WING	82	5	17	22
40.	DARCY TUCKER	RIGHT WING	58	10	11	21
	TOM FERGUS	CENTRE	23	9	12	21
	DMITRI MIRONOV	DEFENCE	38	9	12	21
	MARK OSBORNE	LEFT WING	57	9	12	21
	GARY LEEMAN	RIGHT WING	24	7	14	21
45.	JOE KLUKAY	LEFT WING	56	12	8	20
	MIKE GARTNER	RIGHT WING	29	11	9	20
47.	RUSS COURTNALL	CENTRE	29	8	11	19
	PAT BOUTETTE	RIGHT WING	38	6	13	19
49.	BILL HARRIS	CENTRE	62	8	10	18
	GLENN ANDERSON	RIGHT WING	21	7	11	18
	BILLY TAYLOR	CENTRE	28	5	13	18
	CARL BREWER	DEFENCE	63	3	15	18

ALL-TIME PLAYOFF OVERTIME RESULTS

DATE	OPPONENT	SCORER	TIME	RESULT	SCORE
Mar. 26, 1929	New York Rangers	Frank Boucher	2:03	Lost	2-1
Mar. 26, 1931	at Chicago Blackhawks	Stew Adams	19:20	Lost	2-1
Apr. 2, 1932	Montreal Maroons	Bob Gracie	17:59	Won	3-2
Mar. 25, 1933	at Boston Bruins	Marty Barry	14:14	Lost	2-1
Mar. 28, 1933	at Boston Bruins	Busher Jackson	15:03	Won	1-0
Mar. 30, 1933	Boston Bruins	Eddie Shore	4:23	Lost	2-1
Apr. 3, 1933	Boston Bruins	Ken Doraty	104:46	Won	1-0
Apr. 13, 1933	New York Rangers	Bill Cook	7:33	Lost	1-0
Mar. 22, 1934	Detroit Red Wings	Herbie Lewis	1:33	Lost	2-1
Mar. 23, 1935	at Boston Bruins	Dit Clapper	33:26	Lost	1-0
Mar. 30, 1935	Boston Bruins	Pep Kelly	1:36	Won	2-1
Apr. 4, 1935	Montreal Maroons	Dave Trottier	5:28	Lost	3-2
Apr. 9, 1936	Detroit Red Wings	Buzz Boll	0:31	Won	4-3
Mar. 25, 1937	at New York Rangers	Babe Pratt	13:05	Lost	2-1
Mar. 24, 1938	Boston Bruins	George Parsons	21:31	Won	1-0
Mar. 29, 1938	at Boston Bruins	Gordie Drillon	10:04	Won	3-2
Apr. 1, 1939	Detroit Red Wings	Gordie Drillon	5:42	Won	5-4
Apr. 9, 1939	at Boston Bruins	Doc Romnes	10:38	Won	3-2
Mar. 19, 1940	Chicago Blackhawks	Syl Apps	6:35	Won	3-2
Apr. 2, 1940	at New York Rangers	Alf Pike	15:30	Lost	2-1
Apr. 11, 1940	New York Rangers	Muzz Patrick	31:43	Lost	2-1
Apr. 13, 1940	New York Rangers	Bryan Hextall	2:07	Lost	3-2
Mar. 29, 1941	at Boston Bruins	Pete Langelle	17:31	Won	2-1
Mar. 23, 1943	at Detroit Red Wings	Jack McLean	70:18	Won	3-2
Mar. 30, 1943	Detroit Red Wings	Adam Brown	9:21	Lost	3-2
Mar. 27, 1945	Montreal Canadiens	Gus Bodnar	12:36	Won	4-3
Apr. 21, 1945	Detroit Red Wings	Ed Bruneteau	14:16	Lost	1-0
Mar. 26, 1947	Detroit Red Wings	Howie Meeker	3:05	Won	3-2
Apr. 15, 1947	Montreal Canadiens	Syl Apps	16:36	Won	2-1
Mar. 24, 1948	Boston Bruins	Nick Metz	17:03	Won	5-4
Mar. 26, 1949	Boston Bruins	Woody Dumart	16:14	Lost	5-4
Apr. 8, 1949	at Detroit Red Wings	Joe Klukay	17:31	Won	3-2
Apr. 4, 1950	Detroit Red Wings	Leo Reise	20:38	Lost	2-1
Apr. 9, 1950	at Detroit Red Wings	Leo Reise	8:39	Lost	1-0
*Mar. 31, 1951	Boston Bruins	No Scorer	20:00	Tie	1-1
Apr. 11, 1951	Montreal Canadiens	Sid Smith	5:51	Won	3-2
Apr. 14, 1951	Montreal Canadiens	Maurice Richard	2:55	Lost	3-2
Apr. 17, 1951	at Montreal Canadiens	Ted Kennedy	4:47	Won	2-1
Apr. 19, 1951	at Montreal Canadiens	Harry Watson	5:15	Won	3-2
Apr. 21, 1951	Montreal Canadiens	Bill Barilko	2:53	Won	3-2
Apr. 1, 1954	at Detroit Red Wings	Ted Lindsay	21:01	Lost	4-3
Mar. 24, 1956	Detroit Red Wings	Ted Lindsay	4:22	Lost	5-4
Mar. 28, 1959	Boston Bruins	Gerry Ehman	5:02	Won	3-2
Mar. 31, 1959	Boston Bruins	Frank Mahovlich	11:21	Won	3-2
Apr. 14, 1959	Montreal Canadiens	Dick Duff	10:06	Won	3-2
Mar. 27, 1960	at Detroit Red Wings	Frank Mahovlich	43:00	Won	5-4
Mar. 29, 1960	at Detroit Red Wings	Gerry Melnyk	1:54	Lost	2-1
Mar. 22, 1961	Detroit Red Wings	George Armstrong	24:51	Won	3-2
Apr. 5, 1962	New York Rangers	Red Kelly	24:23	Won	3-2
Apr. 14, 1964	Detroit Red Wings	Larry Jeffrey	7:52	Lost	4-3
Apr. 23, 1964	at Detroit Red Wings	Bob Baun	1:43	Won	4-3
Apr. 6, 1965	Montreal Canadiens	Dave Keon	4:17	Won	3-2
Apr. 13, 1965	Montreal Canadiens	Claude Provost	16:33	Lost	4-3
Apr. 25, 1967	Montreal Canadiens	Bob Pulford	28:26	Won	3-2
Apr. 15, 1971	New York Rangers	Bob Nevin	9:07	Lost	2-1

* Game was called after one overtime period due to Toronto Curfew Law

ALL-TIME PLAYOFF OVERTIME RESULTS

DATE	OPPONENT	SCORER	TIME	RESULT	SCORE
Apr. 6, 1972	at Boston Bruins	Jim Harrison	2:58	Won	4-3
Apr. 14, 1974	Boston Bruins	Ken Hodge	1:27	Lost	4-3
Apr. 8, 1975	at Los Angeles Kings	Mike Murphy	8:53	Lost	3-2
Apr. 10, 1975	Los Angeles Kings	Blaine Stoughton	10:19	Won	3-2
Apr. 19, 1975	Philadelphia Flyers	Andre Dupont	1:45	Lost	4-3
Apr. 15, 1977	Philadelphia Flyers	Rick MacLeish	2:55	Lost	4-3
Apr. 17, 1977	Philadelphia Flyers	Reggie Leach	19:10	Lost	6-5
Apr. 19, 1978	at New York Islanders	Mike Bossy	2:50	Lost	3-2
Apr. 25, 1978	at New York Islanders	Bob Nystrom	8:02	Lost	2-1
Apr. 29, 1978	at New York Islanders	Lanny McDonald	4:13	Won	2-1
Apr. 21, 1979	Montreal Canadiens	Cam Connor	25:25	Lost	4-3
Apr. 22, 1979	Montreal Canadiens	Larry Robinson	4:14	Lost	5-4
Apr. 11, 1980	Minnesota North Stars	Al MacAdam	0:32	Lost	4-3
Apr. 7, 1983	at Minnesota North Stars	Bobby Smith	5:03	Lost	5-4
Apr. 10, 1983	Minnesota North Stars	Dino Ciccarelli	8:05	Lost	5-4
Apr. 26, 1986	at St. Louis Blues	Mark Reeds	7:11	Lost	4-3
Apr. 9, 1987	at St. Louis Blues	Rick Lanz	10:17	Won	3-2
Apr. 27, 1987	Detroit Red Wings	Mike Allison	9:31	Won	3-2
Apr. 12, 1988	at Detroit Red Wings	Ed Olczyk	0:34	Won	6-5
Apr. 8, 1990	St. Louis Blues	Sergio Momesso	6:04	Lost	6-5
Apr. 27, 1993	at Detroit Red Wings	Mike Foligno	2:05	Won	5-4
May 1, 1993	at Detroit Red Wings	Nikolai Borschevsky	2:35	Won	4-3
May 3, 1993	St. Louis Blues	Doug Gilmour	23:16	Won	2-1
May 5, 1993	St. Louis Blues	Jeff Brown	23:03	Lost	2-1
May 25, 1993	Los Angeles Kings	Glenn Anderson	19:20	Won	3-2
May 27, 1993	at Los Angeles Kings	Wayne Gretzky	1:41	Lost	5-4
Apr. 20, 1994	Chicago Blackhawks	Todd Gill	2:15	Won	1-0
Apr. 24, 1994	at Chicago Blackhawks	Jeremy Roenick	1:23	Lost	4-3
May 12, 1994	San Jose Sharks	Mike Gartner	8:53	Won	3-2
May 16, 1994	Vancouver Canucks	Peter Zezel	16:55	Won	3-2
May 24, 1994	at Vancouver Canucks	Greg Adams	20:14	Lost	4-3
May 17, 1995	Chicago Blackhawks	Randy Wood	10:00	Won	5-4
Apr. 18, 1996	St. Louis Blues	Mats Sundin	4:02	Won	5-4
Apr. 21, 1996	at St. Louis Blues	Glenn Anderson	1:24	Lost	3-2
Apr. 25, 1996	St. Louis Blues	Mike Gartner	7:31	Won	5-4
Apr. 30, 1999	Philadelphia Flyers	Yanic Perreault	11:51	Won	2-1
May 13, 1999	at Pittsburgh Penguins	Sergei Berezin	2:18	Won	3-2
May 17, 1999	at Pittsburgh Penguins	Garry Valk	1:57	Won	4-3
Apr. 22, 2000	Ottawa Senators	Steve Thomas	14:47	Won	2-1
Apr. 13, 2001	at Ottawa Senators	Mats Sundin	10:49	Won	1-0
Apr. 16, 2001	Ottawa Senators	Cory Cross	2:16	Won	3-2
Apr. 28, 2001	at New Jersey Devils	Randy McKay	5:31	Lost	6-5
May 1, 2001	New Jersey Devils	Brian Rafalski	7:00	Lost	3-2
May 4, 2002	Ottawa Senators	Gary Roberts	44:30	Won	3-2
May 19, 2002	at Carolina Hurricanes	Niclas Wallin	13:42	Lost	2-1
May 21, 2002	Carolina Hurricanes	Jeff O'Neill	6:01	Lost	2-1
May 28, 2002	Carolina Hurricanes	Martin Gelas	8:05	Lost	2-1
Apr. 14, 2003	Philadelphia Flyers	Tomas Kaberle	27:20	Won	4-3
Apr. 16, 2003	Philadelphia Flyers	Mark Recchi	53:54	Lost	3-2
Apr. 21, 2003	Philadelphia Flyers	Travis Green	30:51	Won	2-1
Apr. 18, 2004	at Ottawa Senators	Mike Fisher	21:47	Lost	2-1
May 4, 2004	Philadelphia Flyers	Jeremy Roenick	7:39	Lost	3-2
May 8, 2013	Boston Bruins	David Krejci	13:06	Lost	4-3
May 13, 2013	at Boston Bruins	Patrice Bergeron	6:05	Lost	5-4

TEAM PLAYOFF RECORDS (SERIES)

Team Records, Series

TWO GAME SERIES

Most Goals

11* 1978 Preliminary vs. Los Angeles

Most Goals, Opponent

6 1936 Quarter-Final vs. Boston

Most Goals, Both Teams

14 1936 Quarter-Final vs. Boston
(Leafs: 8 goals, Bruins: 6 goals)

14 1979 Preliminary vs. Atlanta
(Leafs: 9 goals, Flames: 5 goals)

Fewest Goals

1 1937 Quarter-Final vs. NY Rangers

Fewest Goals, Opponent

0** 1939 Quarter-Final vs. NY Rangers

Fewest Goals, Both Teams

4 1929 Semi-Final vs. NY Rangers (Leafs: 1 goal,
Rangers: 3 goals)

THREE GAME SERIES

Most Goals

18 1932 Final vs. NY Rangers
18 1986 Division Semi-Final vs. Chicago

Most Goals, Opponent

20 1981 Preliminary vs. NY Islanders

Most Goals, Both Teams

28 1932 Final vs. NY Rangers
(Leafs: 18 goals, Rangers: 10 goals)

Fewest Goals

4 1935 Final vs. Montreal
4 1981 Preliminary vs. NY Islanders

Fewest Goals, Opponent

3 1936 Semi-Final vs. NY Americans
3 1938 Semi-Final vs. Boston
3 1976 Preliminary vs. Pittsburgh

Fewest Goals, Both Teams

9 1936 Semi-Final vs. NY Americans
(Leafs: 6 goals, Americans: 3 goals)
9 1938 Semi-Final vs. Boston
(Leafs: 6 goals, Bruins: 3 goals)

FOUR GAME SERIES

Most Goals

18 1948 Final vs. Detroit
18 1983 Division Semi-Final vs. Minnesota

Most Goals, Opponent

24 1969 Quarter-Final vs. Boston

Most Goals, Both Teams

36** 1983 Quarter-Final vs. Minnesota
(Leafs: 18 goals, North Stars: 18 goals)

Fewest Goals

3 1952 Semi-Final vs. Detroit

Fewest Goals, Opponent

2 1935 Semi-Final vs. Boston

Fewest Goals, Both Teams

9* 1935 Semi-Final vs. Boston
(Leafs: 7 goals, Bruins: 2 goals)

FIVE GAME SERIES

Most Goals

20 1948 Semi-Final vs. Boston

Most Goals, Opponent

23 1944 Semi-Final vs. Montreal

Most Goals, Both Teams

37 1999 Conference Final vs. Buffalo
(Leafs: 16 goals, Sabres: 21 goals)

Fewest Goals

6 1939 Final vs. Boston
6 1944 Semi-Final vs. Montreal

Fewest Goals, Opponent

6 1963 Semi-Final vs. Montreal

Fewest Goals, Both Teams

16 1933 Semi-Final vs. Boston
(Leafs: 9 goals, Bruins: 7 goals)

SIX GAME SERIES

Most Goals

22 1962 Semi-Final vs. NY Rangers

Most Goals, Opponent

32 1988 Division Semi-Final vs. Detroit

Most Goals, Both Teams

52 1988 Division Semi-Final vs. Detroit
(Leafs: 20 goals, Red Wings: 32 goals)

Fewest Goals

6 2002 Conference Final vs. Carolina

Fewest Goals, Opponent

5* 1951 Semi-Final vs. Boston

Fewest Goals, Both Teams

16* 2002 Conference Final vs. Carolina
(Leafs: 6 goals, Hurricanes: 10 goals)

SEVEN GAME SERIES

Most Goals

26 1994 Conference Semi-Final vs. San Jose

Most Goals, Opponent

33 1976 Quarter-Final vs. Philadelphia

Most Goals, Both Teams

56 1976 Quarter-Final vs. Philadelphia
(Leafs: 23 goals, Flyers: 33 goals)

Fewest Goals

9** 1945 Final vs. Detroit

Fewest Goals, Opponent

9* 1945 Final vs. Detroit

* NHL Record

** Ties NHL Record

TEAM PLAYOFF RECORDS (SERIES)

Fewest Goals, Both Teams

18* 1945 Final vs. Detroit
(Leafs: 9 goals, Red Wings 9 goals)

PENALTIES, SERIES

Most Penalty Minutes

230 1976 Quarter-Final vs. Philadelphia

Most Penalty Minutes, Opponent

295 1976 Quarter-Final vs. Philadelphia

Most Penalty Minutes, Both Teams

525 1976 Quarter-Final vs. Philadelphia
(Leafs: 230 penalty minutes, Flyers: 295 penalty minutes)

Most Penalties

65 1976 Quarter-Final vs. Philadelphia

Most Penalties, Opponent

92 1976 Quarter-Final vs. Philadelphia

Most Penalties, Both Teams

157 1976 Quarter-Final vs. Philadelphia
(Leafs: 65 penalties, Flyers: 92 penalties)

Fewest Penalties, Both Teams, Seven Game Series

19* Detroit Red Wings (10), Toronto Maple Leafs (9) in 1945 Final. Detroit received 10 minors, Toronto received 9 minors. Detroit won series 4-3.

Fewest Penalties, One Team, Best-of-Seven Series

9* Toronto Maple Leafs in 1945 Final. Toronto received 9 minors. Detroit won series 4-3.

POWERPLAY GOALS, SERIES

Most Powerplay Goals

12 1976 Quarter-Final vs. Philadelphia

Most Powerplay Goals, Both Teams

20 1976 Quarter-Final vs. Philadelphia
(Leafs: 12 powerplay goals, Flyers: 8 powerplay goals)

MOST OVERTIME GAMES, ONE SERIES

5* Toronto Maple Leafs, Montreal Canadiens in 1951. Toronto won best-of-seven series 4-1.

MOST SHUTOUTS, BOTH TEAMS, ONE SERIES

5* Toronto Maple Leafs (3), Detroit Red Wings (2) in 1945 Final. Toronto won best-of-seven series 4-3.
Toronto Maple Leafs (3), Detroit Red Wings (2) in 1950 Semi-Final. Detroit won best-of-seven series 4-3.

* NHL Record

** Ties NHL Record



Bill Barilko's 1951 Stanley Cup Winning Goal in Overtime

TEAM PLAYOFF RECORDS (GAME)

Team Records, Game

GOALS, GAME

Most Goals

9 Apr. 14, 1942 vs. Detroit, W 9-3

Most Goals, Opponent

11 Mar. 30, 1944 at Montreal, L 11-0

Most Goals, Both Teams

13 Apr. 7, 1936 at Detroit, L 9-4

13 May 29, 1945 at Montreal, L 10-3

13 Apr. 22, 1976 vs. Philadelphia, W 8-5

Most Powerplay Goals

5 Apr. 15, 1976 vs. Philadelphia, W 5-4

Most Powerplay Goals, Opponent

6* Apr. 2, 1969 at Boston, L 10-0

Most Powerplay Goals, Both Teams

6 Apr. 2, 1969 at Boston, L 10-0
(Leafs: 0 powerplay goals, Bruins: 6 powerplay goals)

6 Apr. 15, 1976 vs. Philadelphia, W 5-4
(Leafs: 5 powerplay goals, Flyers: 1 powerplay goal)

Most Shorthanded Goals

3** May 8, 1994 at San Jose, W 8-3

Most Shorthanded Goals, Both Teams

4** May 8, 1994 at San Jose, W 8-3
(Leafs: 3 shorthanded goals, Sharks: 1 short-handed goal)

FASTEST GOALS, GAME

Fastest Two Goals From Start of Game, One Player

1:08* Dick Duff - Apr. 9, 1963 vs. Detroit (Terry Sawchuk). Duff scored at 0:49 and 1:08.

Fastest Goal From Start of Game

0:15 Apr. 11, 1951 vs. Montreal, Sid Smith, W 3-2

Fastest Goal From Start of Period (other than first)

0:10 Mar. 28, 1950 at Detroit, 2nd period, Joe Klukay, W 5-0

Fastest Two Goals

0:11 Apr. 12, 1979 vs. Atlanta, 1st period, Darryl Sittler (4:16), Ron Ellis (4:27), W 7-4

Fastest Three Goals

0:23* Apr. 12, 1979 vs. Atlanta, 1st period, Darryl Sittler (4:04), Darryl Sittler (4:16), Ron Ellis (4:27), W 7-4

Fastest Goal From Start of Game, Opponent

0:09 Apr. 1, 1954 at Detroit, Gordie Howe, L 4-3

0:09 Apr. 13, 1967 vs. Chicago, Ken Wharram, L 4-3

Fastest Goal From Start of Period (other than first), Opponent

0:12 Apr. 10, 1983 vs. Minnesota, 3rd period, Bobby Smith, L 5-4

Fastest Two Goals, Opponent

0:07 Apr. 18, 1986 at St. Louis, 2nd period, Gino Cavallini (2:40), Ron Flockhart (2:47), L 6-1

Fastest Two Goals, Both Teams

0:09 May 23, 1999 vs. Buffalo, 1st period, Vaclav Varada, BUF (4:23), Mats Sundin, TOR (4:32), L 5-4

Fastest Three Goals, Both Teams

0:38 Apr. 13, 1963 vs. Montreal, 1st period, Red Kelly, TOR (3:11), John Ferguson, MTL (3:32), Ron Ellis, TOR (3:49), L 4-3

Fastest Four Goals, Both Teams

1:33* Apr. 20, 1976 at Philadelphia, 2nd period, Don Saleski, PHI (10:04), Bob Neely, TOR (10:42), Gary Dornhoefer, PHI (11:24), Don Saleski, PHI (11:37), L 7-1

Fastest Four Goals, Opponent

2:35* Mar. 30, 1944 at Montreal, 3rd period, Toe Blake (7:58), Toe Blake (8:37), Maurice Richard (9:17), Ray Getliffe (10:33), 0-11 L

Fastest Five Goals, Both Teams

4:19 Apr. 9, 1932 vs. NY Rangers, 3rd period, Ace Bailey, TOR (15:07), Fred Cook, NYR (16:32), Bob Gracie, TOR (17:36), Frank Boucher, NYR (18:26), Frank Boucher, NYR (19:26), W 6-4

Fastest Five Goals, Opponent

3:36* Mar. 30, 1944 at Montreal, 3rd period, Toe Blake (7:58), Toe Blake (8:37), Maurice Richard (9:17), Ray Getliffe (10:33), Buddy O'Connor (11:34) 0-11 L

SHOTS ON GOAL, GAME (SINCE 1955/56)

Most Shots

64 May 3, 1993 vs. St. Louis, W 2-1

Most Shots, Opponent

75 Apr. 16, 2003 vs. Philadelphia, L 3-2

Fewest Shots

6 May 8, 2000 at New Jersey, L 3-0

Fewest Shots, Opponent

14 May 13, 1999 at Pittsburgh, W 3-2

PENALTIES, GAME

Most Penalty Minutes

109 Apr. 10, 1979 vs. Atlanta, W 2-1

Most Penalty Minutes, Opponent

110 Apr. 10, 1979 vs. Atlanta, W 2-1

Most Penalty Minutes, Both Teams

219 Apr. 10, 1979 vs. Atlanta, W 2-1
(Leafs: 109 penalty minutes, Flames: 110 penalty minutes)

Most Penalties

24 Apr. 10, 1979 vs. Atlanta, W 2-1

Most Penalties, Opponent

30 Apr. 15, 1976 vs. Philadelphia, L 4-3

Most Penalties, Both Teams

46 Apr. 10, 1979 vs. Atlanta, W 2-1
(Leafs: 24 penalties, Flames: 22 penalties)

* NHL Record

** Ties NHL Record

TEAM PLAYOFF RECORDS (PERIOD)

Team Records, Period

GOALS, PERIOD

Most Goals

6 Mar. 26, 1936 vs. Boston, 2nd period, W 8-3

Most Goals, Opponent

7 Mar. 30, 1944 at Montreal, 3rd period, L 11-0

Most Goals, Both Teams

7 Mar. 26, 1936 vs. Boston, 2nd period, W 8-3 (Leafs: 6 goals, Boston: 1 goal)
7 Mar. 30, 1944 at Montreal, 3rd period, L 11-0 (Leafs: 0 goals, Montreal: 7 goals)

Most Powerplay Goals

4** Mar. 26, 1936 vs. Boston, 2nd period, W 8-3

Most Shorthanded Goals

2** Apr. 5, 1947 vs. Detroit, 1st period, W 6-1
2** Apr. 13, 1965 vs. Montreal, 1st period, L 4-3
2** May 8, 1994 at San Jose, 3rd period, W 8-3

Most Shorthanded Goals, Both Teams

3** Apr. 5, 1947 vs. Detroit, 1st period, W 6-1 (Leafs: 2 shorthanded goals, Red Wings: 1 shorthanded goal)
3** May 8, 1994 at San Jose, 3rd period, W 8-3 (Leafs: 2 shorthanded goals, Sharks: 1 shorthanded goal)

SHOTS ON GOAL, PERIOD (SINCE 1955/56)

Most Shots

27 Apr. 15, 1976 vs. Philadelphia, 2nd period, W 5-4

Most Shots, Opponent

30 Apr. 8, 1980 at Minnesota, 2nd period, L 6-3

Fewest Shots

1 May 8, 2000 at New Jersey, 3rd period, L 3-0
1 Apr. 26, 2001 at New Jersey, 3rd period, W 2-0

Fewest Shots, Opponent

1 May 17, 1993 vs. Los Angeles, 3rd period, W 4-1
1 May 14, 2002 vs. Ottawa, 2nd period, W 3-0
1 Apr. 25, 2004 at Philadelphia, 2nd period, L 2-1

PENALTIES, PERIOD

Most Penalty Minutes

87 Apr. 10, 1979 at Atlanta, 2nd period, W 2-1

Most Penalty Minutes, Opponent

94 Apr. 10, 1979 at Atlanta, 2nd period, W 2-1

Most Penalty Minutes, Both Teams

181 Apr. 10, 1979 at Atlanta, 2nd period, W 2-1 (Leafs: 87 penalty minutes, Flames: 94 penalty minutes)

Most Penalties

17 Apr. 10, 1979 at Atlanta, 2nd period, W 2-1

Most Penalties, Opponent

19 Apr. 10, 1979 at Atlanta, 2nd period, W 2-1

Most Penalties, Both Teams

36 Apr. 10, 1979 at Atlanta, 2nd period, W 2-1 (Leafs: 17 penalties, Flames: 19 penalties)

* NHL Record

** Ties NHL Record



Ron Ellis

INDIVIDUAL PLAYOFF RECORDS (CAREER)

Individual Records, Career

GAMES PLAYED, CAREER

Most Games, Goaltender

101	Walter Broda
74	Johnny Bower
60	Curtis Joseph

Most Games, Defence

97	Tim Horton
92	Bob Baun
82	Allan Stanley

Most Games, Centre

89	Dave Keon
89	Bob Pulford
78	Ted Kennedy

Most Games, Left Wing

84	Frank Mahovlich
79	Wendel Clark
76	Nick Metz

Most Games, Right Wing

110	George Armstrong
86	Tie Domi
82	Bob Davidson
82	Ron Stewart

GOALS, CAREER

Most Goals, Defence

13	Ian Turnbull
12	Borje Salming
10	Bryan McCabe

Most Goals, Centre

32	Mats Sundin
32	Dave Keon
29	Ted Kennedy

Most Goals, Left Wing

34	Wendel Clark
24	Frank Mahovlich
22	Gord Drillon

Most Goals, Right Wing

26	George Armstrong
26	Steve Thomas
20	Lanny McDonald

ASSISTS, CAREER

Most Assists, Defence

37	Borje Salming
32	Tim Horton
32	Ian Turnbull

Most Assists, Centre

60	Doug Gilmour
40	Darryl Sittler
38	Mats Sundin
38	Red Kelly

Most Assists, Left Wing

36	Frank Mahovlich
27	Wendel Clark
26	Gary Roberts

Most Assists, Right Wing

34	George Armstrong
20	Steve Thomas
18	Ron Stewart

POINTS, CAREER

Most Points, Defence

49	Borje Salming
45	Ian Turnbull
41	Tim Horton

Most Points, Centre

77	Doug Gilmour
70	Mats Sundin
67	Dave Keon

Most Points, Left Wing

61	Wendel Clark
60	Frank Mahovlich
40	Gary Roberts

Most Points, Right Wing

60	George Armstrong
46	Steve Thomas
37	Lanny McDonald

PENALTY MINUTES, CAREER

Most Penalty Minutes, Defence

171	Todd Gill
170	Red Horner
165	Bob Baun

Most Penalty Minutes, Centre

126	Bob Pulford
120	Darryl Sittler
90	Doug Gilmour

Most Penalty Minutes, Left Wing

240	Dave Williams
185	Wendel Clark
135	Frank Mahovlich

Most Penalty Minutes, Right Wing

183	Tie Domi
107	Eddie Shack
95	Pat Boutette

GOALTENDERS, CAREER

Most Wins

60	Walter Broda
34	Johnny Bower
32	Curtis Joseph

Most Shutouts

13	Walter Broda
8	Curtis Joseph
5	Johnny Bower
5	Felix Potvin

Lowest Goals Against Average (minimum 10 games)

1.67	Lorne Chabot
1.98	Walter Broda
2.23	Frank McCool

* NHL Record

** Ties NHL Record

INDIVIDUAL PLAYOFF RECORDS (SEASON)

Individual Records, Season

GOALS, SEASON

Most Goals, Defence

- 6 Dmitri Mironov (1994)
- 6 Ian Turnbull (1978)
- 5 Bryan McCabe (2002)

Most Goals, Centre

- 10 Doug Gilmour (1993)
- 8 Mats Sundin (1999)
- 8 Ted Kennedy (1948)

Most Goals, Left Wing

- 12 Dave Andreychuk (1993)
- 10 Wendel Clark (1993)
- 9 Wendel Clark (1994)

Most Goals, Right Wing

- 10 Lanny McDonald (1977)
- 8 Alexander Mogilny (2002)
- 7 Glenn Anderson (1993)
- 7 George Armstrong (1962)
- 7 Jim Pappin (1967)

ASSISTS, SEASON

Most Assists, Defence

- 15 Dave Ellett (1994)
- 13 Tim Horton (1962)
- 10 Todd Gill (1993)
- 10 Ian Turnbull (1978)

Most Assists, Centre

- 25 Doug Gilmour (1993)
- 22 Doug Gilmour (1994)
- 16 Darryl Sittler (1977)

Most Assists, Left Wing

- 12 Gary Roberts (2002)
- 11 Frank Mahovlich (1964)
- 10 Wendel Clark (1993)
- 10 Dick Duff (1962)

Most Assists, Right Wing

- 11 Glenn Anderson (1993)
- 10 Gary Leeman (1986)
- 8 Jim Pappin (1967)
- 8 George Armstrong (1964)

POINTS, SEASON

Most Points, Defence

- 18 Dave Ellett (1994)
- 16 Ian Turnbull (1978)
- 16 Tim Horton (1962)

Most Points, Centre

- 35 Doug Gilmour (1993)
- 28 Doug Gilmour (1994)
- 21 Darryl Sittler (1977)

Most Points, Left Wing

- 20 Wendel Clark (1993)
- 19 Gary Roberts (2002)
- 19 Dave Andreychuk (1993)

Most Points, Right Wing

- 18 Glenn Anderson (1993)
- 17 Lanny McDonald (1977)
- 15 Jim Pappin (1967)

PENALTY MINUTES, SEASON

Most Penalty Minutes, Defence

- 55 Red Horner (1940)
- 42 Todd Gill (1987)
- 42 Bob Baun (1964)

Most Penalty Minutes, Centre

- 42 Doug Gilmour (1994)
- 42 Dan Daoust (1987)
- 38 Forbes Kennedy (1969)

Most Penalty Minutes, Left Wing

- 75 Dave Williams (1976)
- 63 Dave Williams (1978)
- 56 Gary Roberts (2002)

Most Penalty Minutes, Right Wing

- 61 Tie Domi (2002)
- 42 Mike Foligno (1993)
- 41 Tie Domi (2004)

GOALTENDERS, SEASON

Most Playoff Shutouts

- 4 Frank McCool (1945)
- 3 Ed Belfour (2004)
- 3 Curtis Joseph (2002)
- 3 Curtis Joseph (2001)
- 3 Felix Potvin (1994)
- 3 Walter Broda (1950)

Most Consecutive Shutouts, Season

- 3 Frank McCool - 1945. McCool shutout Detroit three times, 1-0 April 6; 2-0 April 8, 1-0 April 12. Toronto won best of seven F 4-3.

* NHL Record

** Ties NHL Record

INDIVIDUAL PLAYOFF RECORDS (SERIES)

Individual Records, Series

Most Goals, Series

9 Babe Dye in 1922 Final, vs. Vancouver

Most Defencemen Goals, Series

4 Ian Turnbull in 1978 2nd round, vs. N.Y. Islanders

Most Assists, Series

13 Doug Gilmour in 1994 CSF, 7 games vs. San Jose

Most Defencemen Assists, Series

7 Dave Ellett in 1994 CSF, 7 games vs. San Jose
Ian Turnbull in 1976 2nd round, vs. Philadelphia
Tim Horton in 1962 SF, vs. N.Y. Rangers

Most Points, Series

16 Doug Gilmour in 1994 CSF, 7 games vs. San Jose

Most Defencemen Points, Series

9 Ian Turnbull in 1976 2nd round, 7 games vs. Philadelphia
9 Tim Horton in 1962 SF, 6 games vs. NY Rangers

Most Powerplay Goals, Series

4 Dave Andreychuk in 1993 1st round, vs. St. Louis
Steve Thomas in 2001 CSF, vs. New Jersey

Most Shorthanded Goals, Series

2 Dave Keon in 1963 F vs. Detroit, won by Toronto 4-1
Bob Pulford in 1964 F vs. Detroit, won by Toronto 4-3
Mark Osborne in 1994 CSF vs. San Jose, won by Toronto 4-3

Most Shutouts, Series

3** Frank McCool, 1945 F vs. Detroit. 7 games
Turk Broda, 1950 F vs. Detroit. 7 games
Felix Potvin, 1994 CQF vs. Chicago. 6 games
Ed Belfour, 2004 CQF vs. Ottawa. 7 games

Most Opponent Goals, Series

7 Maurice Richard (Montreal) in 1944 SF

Most Opponent Defenceman Goals, Series

3 Bucko McDonald (Detroit) in 1936 Final
Butch Bouchard (Montreal) in 1945 SF
Larry Robinson (Montreal) in 1979 CSF
Brad Maxwell (Minnesota) in 1983 QTR
Gary Suter (Chicago) in 1994 CQF
Brian Rafalski (New Jersey) in 2001 CSF

Most Opponent Assists, Series

9 Wayne Gretzky (St. Louis) in 1996 CQF

Most Opponent Defenceman Assists, Series

9 Paul Coffey (Detroit) in 1993 1st

Most Opponent Points, Series

13 David Krejci (Boston) in 2013 1st

Most Opponent Defencemen Points, Series

11 Paul Coffey (Detroit) in 1993 1st

Most Opponent Powerplay Goals, Series

4 Stu Barnes (Buffalo) in 1999 CF
Phil Esposito (Boston) in 1969 2nd

Most Opponent Shorthanded Goals, Series

2 Dixon Ward (Buffalo) in 1999 CF

* NHL Record

** Ties NHL Record



Dave Ellett

INDIVIDUAL PLAYOFF RECORDS (GAME)

Individual Records, Game

GOALS, GAME

Most Goals

5** Darryl Sittler, Apr. 22, 1976 vs. Philadelphia, W 8-5

Most Goals, Opponent

5** Maurice Richard, Mar. 23, 1944 at Montreal, L 5-1

Most Powerplay Goals

3** Sid Smith, Apr. 10, 1949 at Detroit, W 3-1

Most Powerplay Goals, Opponent

3** Phil Esposito, Apr. 2, 1969 at Boston, L 10-0

Most Shorthanded Goals

2** Dave Keon, Apr. 18, 1963 vs. Detroit, W 3-1

ASSISTS, GAME

Most Assists

4 Ian Turnbull, Apr. 22, 1976 vs. Philadelphia, W 8-5

4 Doug Gilmour, May 8, 1994 at San Jose, W 8-3

Most Assists, Opponent

5 Toe Blake, Mar. 23, 1944 at Montreal, L 5-1

POINTS, GAME

Most Points

6 Darryl Sittler, Apr. 22, 1976 vs. Philadelphia, (5 goals, 1 assist), W 8-5

Most Points, Opponent

6 Phil Esposito, Apr. 2, 1969 at Boston, (4 goals, 2 assists), L 10-0

FASTEST, GAME

Fastest Two Goals

0:12 Darryl Sittler, Apr. 12, 1979 vs. Atlanta, 1st period, (4:04 & 4:16), W 7-4

Fastest Two Goals From Start of Game

1:08* Dick Duff, Apr. 9, 1963 vs. Detroit, (0:49 & 1:08), W 4-2

PENALTY MINUTES, GAME

Most Penalty Minutes

38 Forbes Kennedy, Apr. 2 1969 at Boston, L 10-0

Most Penalty Minutes, Opponent

42* Dave Schultz, Apr. 22, 1976 vs. Philadelphia, W 8-5

Most Penalties

8** Forbes Kennedy, Apr. 2, 1969 at Boston, L 10-0

Most Penalties, Opponent

6 Dave Schultz, Apr. 22, 1976 vs. Philadelphia, W 8-5

* NHL Record

** Ties NHL Record



Dave Keon & Ken Dryden

INDIVIDUAL PLAYOFF RECORDS (PERIOD)

Individual Records, Period

GOALS, PERIOD

Most Goals

- 3 Harvey Jackson, Apr. 5, 1932 at NY Rangers, 2nd period, W 6-4
- 3 Darryl Sittler, Apr. 22, 1976 vs. Philadelphia, 2nd period, W 8-5
- 3 George Ferguson, Apr. 11, 1978 vs. Los Angeles, 3rd period, W 7-3

Most Goals, Opponent

- 3 Maurice Richard, Mar. 23, 1944 at Montreal, 2nd period, L 5-1
- 3 Maurice Richard, Mar. 29, 1945 at Montreal, 3rd period, L 10-3

Most Powerplay Goals

- 2 Charlie Conacher, Mar. 26, 1938 vs. Boston, 2nd period, W 8-3
- 2 Sid Smith, Apr. 10, 1949 at Detroit, 1st period, W 3-1
- 2 Dmitri Mironov, May 18, 1994 vs. Vancouver, 2nd period, L 4-3

Most Powerplay Goals, Opponent

- 2 Mac Colville, Mar. 22, 1942 at NY Rangers, 3rd period, W 4-2
- 2 Phil Esposito, Apr. 2, 1969 at Boston, 2nd period, L 10-0
- 2 Denis Savard, Apr. 10, 1986 at Chicago, 1st period, W 6-4
- 2 Stu Barnes, May 25, 1999 vs. Buffalo, 3rd period, W 6-3

ASSISTS, PERIOD

Most Assists

- 3 Joe Primeau, Apr. 7, 1932 at NY Rangers, 3rd period, W 6-2
- 3 Nick Metz, Mar. 25, 1941 vs. Boston, 2nd period, W 7-2

Most Assists, Opponent

- 3 Several Players. Most Recent: Zdeno Chara, May 8, 2013 vs. Boston, 2nd period, L 4-3

POINTS, PERIOD

Most Points

- 3 Several Players. Most Recent: Mats Sundin, Apr. 28, 2001 at New Jersey, 3rd period, (two goals, one assist), L 6-5
Steve Thomas, Apr. 28, 2001 at New Jersey, 3rd period, (two goals, one assist), L 6-5

Most Points, Opponent

- 4** Maurice Richard, Mar. 29, 1945 at Montreal, 3rd period, (three goals, one assist), L 10-3
- 4** Alexander Mogilny, Apr. 28, 2001 at New Jersey, 2nd period, (one goal, three assists), L 6-5

NHL RECORDS HELD BY TORONTO ST. PATS

Fewest Goals, One Team, Two-Game Series

- 0 Toronto St. Patricks in 1921 NHL Final, Toronto lost two-game total-goals series 7-0 vs. Ottawa

Most Goals, Both Teams, Two-Game Series

- 17 Toronto St. Patricks (10), Montreal Canadiens (7) in 1918 NHL Final. Toronto won two-game total-goals series

Most Goals in Final Series (NHL Only)

- 9 Babe Dye, Toronto in 1922, 5 games vs. Vancouver

* NHL Record

** Ties NHL Record

LEAFS SERIES WINS AND LOSSES IN BEST-OF-SEVEN SERIES AFTER:

Lead 1-0 19-13
Trail 0-1 16-26

Lead 2-0 15-3
Tied 1-1 16-20
Trail 0-2 4-16

Lead 3-0 6-0
Lead 2-1 18-8
Trail 1-2 10-20
Trail 0-3 1-11

Lead 3-1 11-1
Tied 2-2 20-15
Trail 1-3 1-14

Lead 3-2 19-5
Trail 2-3 6-15

Tied 3-3 12-10

Note: Ignores tie in Game 2 of 1951 series vs. Boston

MISCELLANEOUS PLAYOFF STATISTICS

GAME SEVEN HISTORY

Since the best-of-seven format was introduced in 1939, the Maple Leafs have played in 22 Game Sevens. The Leafs have a record of 12-10 (5-9 on the road and 7-1 at home). The most recent Game Seven for Toronto occurred May 13, 2013 as the Leafs were eliminated by the Bruins in a 5-4 overtime loss in Boston in the Eastern Conference Quarter-Final.

Toronto has a 6-5 record in Game Sevens since the 1993 Playoffs (1-4 on the road and 5-1 at home).

GAME SEVEN OVERTIMES INVOLVING THE MAPLE LEAFS:

- Apr. 9, 1950 - Leo Reise of Detroit scored in OT to defeat Toronto 1-0 (at Det.).
- Apr. 29, 1978 - Lanny McDonald of Toronto scored in OT to defeat NYI 2-1 (at NYI).
- May 1, 1993 - Nikolai Borschevsky of Toronto scored in OT to defeat Detroit 4-3 (at Det.).
- May 13, 2013 - Patrice Bergeron of Boston scored in OT to defeat Toronto 5-4 (at Bos.).

PLAYOFF OVERTIME RECORD

All-Time Record	Home	Road
55-53-1	36-32-1	19-21-0

LEADING/TRAILING SERIES 2-0

Since the best-of-seven format was introduced in 1939, the Maple Leafs have won four series after trailing 2-0 in games to the opposition. They have been defeated three times after holding a 2-0 advantage in a best-of-seven series:

Trailing

- 1993 - Toronto defeated Detroit in the CQF (4-3)
- 1978 - Toronto defeated New York in the QF (4-3)
- 1959 - Toronto defeated Boston in the SF (4-3)
- 1942 - Toronto defeated Detroit in the F (4-3)

Leading

- 1995 - Chicago defeated Toronto in the CQF (4-3)
- 1987 - Detroit defeated Toronto in the DF (4-3)
- 1977 - Philadelphia defeated Toronto in the QF (4-2)

ALL-TIME PLAYOFF PENALTY SHOTS

PENALTY SHOTS AGAINST

DATE	OPPOSITION SHOOTER	GOALTENDER	HOME/ROAD	RESULT
April 9, 1988	Petr Klima, Det.	Allan Bester	Home	Successful
May 9, 1995	Patrick Poulin, Chi.	Felix Potvin	Road	Unsuccessful
April 24, 2002	Shawn Bates, NYI	Curtis Joseph	Road	Successful

PENALTY SHOTS FOR

DATE	LEAFS SHOOTER	GOALTENDER	HOME/ROAD	RESULT
April 22, 1999	Mats Sundin	John Vanbiesbrouck, Phi.	Home	Unsuccessful
May 29, 1999	Mats Sundin	Dominik Hasek, Buf.	Road	Successful
April 21, 2003	Robert Rejchel	Roman Cechmanek, Phi.	Home	Unsuccessful

ALL-TIME PLAYOFF HAT TRICKS

DATE	PLAYER	HOME/ROAD	OPPOSITION
April 5, 1932	Harvey Jackson (1st)	Road	NY Rangers
March 26, 1936	Charlie Conacher (1st)	Home	Boston Bruins
March 25, 1941	Syl Apps (1st)	Home	Boston Bruins
April 14, 1942	Don Metz (1st)	Home	Detroit Red Wings
April 14, 1945	Ted Kennedy (1st)	Home	Detroit Red Wings
March 27, 1948	*Ted Kennedy (2nd)	Home	Boston Bruins
April 10, 1949	Sid Smith (1st)	Road	Detroit Red Wings
April 19, 1962	Bob Pulford (1st)	Home	Chicago Blackhawks
April 9, 1964	Dave Keon (1st)	Road	Montreal Canadiens
April 22, 1976	**Darryl Sittler (1st)	Home	Philadelphia Flyers
April 9, 1977	Lanny McDonald (1st)	Road	Pittsburgh Penguins
April 17, 1977	*Lanny McDonald (2nd)	Home	Philadelphia Flyers
April 11, 1978	George Ferguson (1st)	Home	Los Angeles Kings
April 12, 1988	Ed Olczyk (1st)	Road	Detroit Red Wings
May 27, 1993	Wendel Clark (1st)	Road	Los Angeles Kings
April 25, 1996	Mike Gartner (1st)	Home	St. Louis Blues
April 9, 2003	Alexander Mogilny (1st)	Road	Philadelphia Flyers

*Four goal game **Five goal game



136 57

48 28 14 6 145 99 62

STANLEY CUPS

THERE'S
NO
ROOM
FOR GOALS
& ASSISTS
ON THE
STANLEY CUP
...THERES ONLY ROOM FOR
*Your
Name*

—DMITRY YUSHKEVICH—



ARENAS

1918

STANLEY CUP CHAMPIONS



REGULAR SEASON RECORD: 13-9-0 (2nd & 1st in NHL)

PLAYOFF RECORD: 4-3

NHL FINAL (O'BRIEN CUP): Toronto defeated the Montreal Canadiens (1st & 3rd in NHL), winning the two-game total-goals series, 10-7.

SCORES:

Game 1 – March 11, 1918 – Toronto 7, Montreal 3 – *Arena Gardens – Toronto, ON

Game 2 – March 13, 1918 – Montreal 4, Toronto 3 – Jubilee Arena – Montreal, QC

*Name changed to Mutual Street Arena in 1938.

STANLEY CUP FINAL: Toronto defeated the Vancouver Millionaires (PCHA Champions), winning the best-of-five series, 3-2. (From 1917-18 through 1920-21, the NHL Champions played the PCHA Champions for the Stanley Cup.)

SCORES:

Game 1 – March 20, 1918 – Toronto 5, Van. Millionaires 3 – Arena Gardens – Toronto, ON

Game 2 – March 23, 1918 – Van. Millionaires 6, Toronto 4 – Arena Gardens – Toronto, ON

Game 3 – March 26, 1918 – Toronto 6, Van. Millionaires 3 – Arena Gardens – Toronto, ON

Game 4 – March 28, 1918 – Van. Millionaires 8, Toronto 1 – Arena Gardens – Toronto, ON

Game 5 – March 30, 1918 – Toronto 2, Van. Millionaires 1 – Arena Gardens – Toronto, ON

STANLEY CUP WINNING GOAL: Corb Denny at 10:30 of the third period.

MANAGER: Charles Querrie

COACH: Dick Carroll

CAPTAIN: Ken Randall

ROSTER: Rusty Crawford, Harry Meeking, Ken Randall, Corb Denny, Harry Cameron, Jack Adams, Alf Skinner, Harry Mummery, Hap Holmes, Reg Noble, Sammy Hebert, Jack Marks, Jack Coughlin.

ADDITIONAL STAFF: Frank Carroll (Trainer).

NOTES: Alf Skinner led the Arenas with eight goals in the Final... The NHA (National Hockey Association) suspended operations prior to the 1917-18 season and the remaining clubs formed the NHL in November of 1918 using the exact constitution and playing rules of the NHA... As per the adopted NHA rules, the Stanley Cup Final site alternated between the NHL champion and the PCHA (Pacific Coast Hockey Association) champion due to travel expense, while the differing rules for the leagues alternated each game... Two of the major differences between the two leagues' rules played a major factor in the series... The PCHA played with six skaters and one goaltender per side, allowed forward passing in the neutral zone, and did not permit substitutions on the fly... The NHL played with five skaters and one goaltender per side, did not allow any forward passing (adopted PCHA neutral zone rule prior to 1918-19 season), and permitted substitutions on the fly... In every game in the Final, the winner was the team playing under its respective league's rules... The Arenas outscored the Millionaires 13-7 in Game's 1, 3 and 5, while Vancouver held a 14-5 margin in Game's 2 and 4... The 1918 Stanley Cup Final was the first series contested by the new NHL and the second Stanley Cup win by a Toronto based franchise... The Toronto Blueshirts won the Stanley Cup in 1914.



TORONTO
ST PATS

1922

STANLEY CUP CHAMPIONS



REGULAR SEASON RECORD: 13-10-1 (2nd in NHL)

PLAYOFF RECORD: 4-2-1

NHL FINAL (O'BRIEN CUP): Toronto defeated the Ottawa Senators (1st in NHL), winning the two-game total-goals series, 5-4.

SCORES:

Game 1 - March 11, 1922 - Toronto 5, Ottawa 4 - Arena Gardens - Toronto, ON

Game 2 - March 13, 1922 - Toronto 0, Ottawa 0 - The Arena - Ottawa, ON

STANLEY CUP FINAL: Toronto defeated the Vancouver Millionaires (PCHA Champions), winning the best-of-five series, 3-2. (From 1921-22 through 1925-26, the NHL Champions played the PCHA/WCHL Champions for the Stanley Cup.)

SCORES:

Game 1 - March 17, 1922 - Van. Millionaires 4, Toronto 3 - Arena Gardens - Toronto, ON

Game 2 - March 20, 1922 - Toronto 2, Van. Millionaires 1 (OT) - Arena Gardens - Toronto, ON

Game 3 - March 23, 1922 - Van. Millionaires 3, Toronto 0 - Arena Gardens - Toronto, ON

Game 4 - March 25, 1922 - Toronto 6, Van. Millionaires 0 - Arena Gardens - Toronto, ON

Game 5 - March 28, 1922 - Toronto 5, Van. Millionaires 1 - Arena Gardens - Toronto, ON

STANLEY CUP WINNING GOAL: Babe Dye at 4:20 of the first period.

MANAGER: Charles Querrie

COACH: George O'Donoghue

CAPTAIN: Reg Noble

ROSTER: Ted Stackhouse, Corb Dennerly, Rod Smylie, Lloyd Andrews, John Ross Roach, Harry Cameron, Billy Stuart, Babe Dye, Ken Randall, Reg Noble, Eddie Gerard (borrowed for one game from Ottawa), Stan Jackson, Ivan Mitchell.

NOTES: Babe Dye scored nine of the St. Pats 16 goals in the Final, including the game-winning goal in overtime in Game 2 and four goals in Game 5... John Ross Roach became the first rookie goaltender to record a shutout in the Stanley Cup Final in Game 4, and posted a 1.80 goals against average in the series.





1932

STANLEY CUP CHAMPIONS



REGULAR SEASON RECORD: 23-18-7 (2nd, Canadian Division)

PLAYOFF RECORD: 5-1-1

PATH TO THE FINAL: Quarter-Final - Toronto defeated the Chicago Black Hawks (2nd, American Division), winning the two-game total-goals series, 6-2... Semi-Final - Toronto defeated the Montreal Maroons (3rd, Canadian Division), winning the two-game total-goals series, 4-3.

STANLEY CUP FINAL: Toronto defeated the New York Rangers (1st, American Division), winning the best-of-five series, 3-0.

SCORES:

Game 1 - April 5, 1932 - Toronto 6, NY Rangers 4 - Madison Square Garden - New York, NY

Game 2 - April 7, 1932 - Toronto 6, NY Rangers 2 - Boston Garden - Boston, MA

Game 3 - April 9, 1932 - Toronto 6, NY Rangers 4 - Maple Leaf Gardens - Toronto, ON

STANLEY CUP WINNING GOAL: Ace Bailey at 15:07 of the third period.

MANAGER: Conn Smythe


COACH: Dick Irvin

CAPTAIN: Hap Day

ROSTER: Charlie Conacher, Busher Jackson, King Clancy, Andy Blair, Red Horner, Lorne Chabot, Alex Levinsky, Joe Primeau, Harold Darragh, Baldy Cotton, Frank Finnigan, Hap Day, Ace Bailey, Bob Gracie, Fred Robertson, Earl Miller.

ADDITIONAL STAFF: Tim Daly (Trainer).

NOTES: Charlie Conacher led the Maple Leafs and tied for second in NHL playoff scoring with eight points (6 goals, 2 assists)... Game 2 of the Final was played in Boston due to the circus being booked at Madison Square Garden in New York... The 'Kid Line' of Conacher, Busher Jackson and Joe Primeau combined for eight goals for the Maple Leafs in the Final... Toronto's coach Dick Irvin made his second straight Stanley Cup Final appearance, having coached for Chicago in 1931... The Maple Leafs won the Stanley Cup in their first season at Maple Leaf Gardens, which opened on November 12, 1931... The Leafs of the 1930's were called the "Gashouse Gang" for their off-ice antics... Pranks such as Conacher hanging King Clancy by his feet out of an open hotel window were common.



W. A. H. McBRIEN (V. PRESS) MAJOR CONN SMYTHE (MA
F. J. SELKE (ACTING MAN) HAP DAY COACH



1942

STANLEY CUP CHAMPIONS



STANLEY CUP CHAMPIONSHIPS

REGULAR SEASON RECORD: 27-18-3 (2nd in NHL)

PLAYOFF RECORD: 8-5

PATH TO THE FINAL: Semi-Final - Toronto defeated the New York Rangers (1st in NHL), winning the best-of-seven series, 4-2.

STANLEY CUP FINAL: Toronto defeated the Detroit Red Wings (5th in NHL), winning the best-of-seven series, 4-3.

SCORES:

Game 1 - April 4, 1942 - Detroit 3, Toronto 2 - Maple Leaf Gardens - Toronto, ON

Game 2 - April 7, 1942 - Detroit 4, Toronto 2 - Maple Leaf Gardens - Toronto, ON

Game 3 - April 9, 1942 - Detroit 5, Toronto 2 - Detroit Olympia - Detroit, MI

Game 4 - April 12, 1942 - Toronto 4, Detroit 3 - Detroit Olympia - Detroit, MI

Game 5 - April 14, 1942 - Toronto 9, Detroit 3 - Maple Leaf Gardens - Toronto, ON

Game 6 - April 16, 1942 - Toronto 3, Detroit 0 - Detroit Olympia - Detroit, MI

Game 7 - April 18, 1942 - Toronto 3, Detroit 1 - Maple Leaf Gardens - Toronto, ON

STANLEY CUP WINNING GOAL: Pete Langelle at 9:48 of the third period.

MANAGER: Conn Smythe

BUSINESS MANAGER: Frank Selke

COACH: Hap Day

CAPTAIN: Syl Apps

ROSTER: Wally Stanowski, Syl Apps, Bob Goldham, Gordie Drillon, Hank Goldup, Ernie Dickens, Sweeney Schriener, Bucko McDonald, Bob Davidson, Nick Metz, Bingo Kampman, Don Metz, Gaye Stewart, Turk Broda, John McCreedy, Lorne Carr, Pete Langelle, Billy Taylor, Reg Hamilton.

ADDITIONAL STAFF: Tim Daly (Trainer).

NOTES: Syl Apps led the Maple Leafs and tied for the NHL lead in playoff scoring with 14 points (5 goals, 9 assists), including three goals and two assists in Game 5 of the Final... After losing the first three games of the series, Leafs coach Hap Day benched his regular season leading scorer Gordie Drillon, Bucko McDonald and Hank Goldup... Among those replacing the regulars was Don Metz who went on to score four goals and three assists for seven points in the remaining four games... The record crowd of 16,218 in Game 7 at Maple Leaf Gardens marked the first time that over 16,000 people attended a hockey game in Canada... The Maple Leafs became the first team in NHL history to come back from a 3-0 deficit and win a best-of-seven series... Only three other teams have accomplished this feat since; the New York Islanders over the Pittsburgh Penguins in the Quarter-Final in 1975, the Philadelphia Flyers over the Boston Bruins in the Conference Semi-Final in 2010 and the Los Angeles Kings over the San Jose Sharks in Conference Quarter-Final in 2014... The Maple Leafs remain the sole team to do so in the Stanley Cup Final.



PAGE 751

ELVIN MORRIS DAVE SCHRINER GUS BODNAR
WALLY STANOWSKI ROSS JOHNSTONE LORNE CARR
JOHNNY MCCREEDY TOM O'NEILL MEL HILL



1945

STANLEY CUP CHAMPIONS



REGULAR SEASON RECORD: 24-22-4 (3rd in NHL)

PLAYOFF RECORD: 8-5

PATH TO THE FINAL: Semi-Final - Toronto defeated the Montreal Canadiens (1st in NHL), winning the best-of-seven series, 4-2.

STANLEY CUP FINAL: Toronto defeated the Detroit Red Wings (2nd in NHL), winning the best-of-seven series, 4-3.

SCORES:

Game 1 - April 6, 1945 - Toronto 1, Detroit 0 - Detroit Olympia - Detroit, MI
Game 2 - April 8, 1945 - Toronto 2, Detroit 0 - Detroit Olympia - Detroit, MI
Game 3 - April 12, 1945 - Toronto 1, Detroit 0 - Maple Leaf Gardens - Toronto, ON
Game 4 - April 14, 1945 - Detroit 5, Toronto 3 - Maple Leaf Gardens - Toronto, ON
Game 5 - April 19, 1945 - Detroit 2, Toronto 0 - Detroit Olympia - Detroit, MI
Game 6 - April 21, 1945 - Detroit 1, Toronto 0 (OT) - Maple Leaf Gardens - Toronto, ON
Game 7 - April 22, 1945 - Toronto 2, Detroit 1 - Detroit Olympia - Detroit, MI

STANLEY CUP WINNING GOAL: Babe Pratt at 12:14 of the third period.

MANAGER: Conn Smythe

BUSINESS MANAGER: Frank Selke

COACH: Hap Day

CAPTAIN: Bob Davidson

ROSTER: Don Metz, Frank McCool, Wally Stanowski, Reg Hamilton, Moe Morris, John McCreedy, Tom O'Neill, Ted Kennedy, Babe Pratt, Gus Bodnar, Art Jackson, Jack McLean, Mel Hill, Nick Metz, Bob Davidson, Sweeney Schriener, Lorne Carr, Pete Backor, Ross Johnstone.

ADDITIONAL STAFF: Tim Daly (Trainer).

NOTES: Nineteen-year-old Ted Kennedy led the NHL playoffs in goals (7), including a hat trick in a losing effort in Game 4 of the Final, and was second overall in points (9)... The Maple Leafs would open the playoffs against the heavily favoured and defending Stanley Cup Champion Montreal Canadiens... Despite recording 28 less points than Montreal in the 1944-45 regular season, Toronto won the best-of-seven Semi-Final series in six games... Two rookie goaltenders met in a Stanley Cup Final for the first time in NHL history: 18-year-old Harry Lumley for Detroit and 26-year-old Frank McCool for Toronto replacing Turk Broda who was serving time in the army... McCool, who shutout the Red Wings in Game's 1, 2 and 3, remains the only goaltender in NHL history to record three consecutive shutouts in the Final... In a bizarre near-reversal of the 1942 Stanley Cup Final, Detroit would win Game's 4, 5 and 6 to force a Game 7... Toronto became the first team in NHL history to win Game 7 of the Stanley Cup Final on the road... It has only happened three times since: Montreal over Chicago (1971), Pittsburgh over Detroit (2009), and Boston over Vancouver (2011)... The nine goals the Leafs scored in the Final is the fewest scored by a Stanley Cup winner in a best-of-seven series... McCool, who also won the Calder Trophy as the NHL's rookie of the year, would go on to play just 22 more games in the NHL.



V.E. WALKER CHIEF SCOUT SYL APPS CAPTAIN
WILLIAM BARILKO GUS BOONAR GARTH BOESCH
WALTER BRODA WILLIAM EZINICKI BUD POILE



1947

STANLEY CUP CHAMPIONS



STANLEY CUP CHAMPIONSHIPS

REGULAR SEASON RECORD: 31-19-10 (2nd in NHL)

PLAYOFF RECORD: 8-3

PATH TO THE FINAL: Semi-Final - Toronto defeated the Detroit Red Wings (4th in NHL), winning the best-of-seven series, 4-1.

STANLEY CUP FINAL: Toronto defeated the Montreal Canadiens (1st in NHL), winning the best-of-seven series, 4-2.

SCORES:

Game 1 - April 8, 1947 - Montreal 6, Toronto 0 - Montreal Forum - Montreal, QC

Game 2 - April 10, 1947 - Toronto 4, Montreal 0 - Montreal Forum - Montreal, QC

Game 3 - April 12, 1947 - Toronto 4, Montreal 2 - Maple Leaf Gardens - Toronto, ON

Game 4 - April 15, 1947 - Toronto 2, Montreal 1 (OT) - Maple Leaf Gardens - Toronto, ON

Game 5 - April 17, 1947 - Montreal 3, Toronto 1 - Montreal Forum - Montreal, QC

Game 6 - April 19, 1947 - Toronto 2, Montreal 1 - Maple Leaf Gardens - Toronto, ON

STANLEY CUP WINNING GOAL: Ted Kennedy at 14:39 of the third period.

MANAGER: Conn Smythe

COACH: Hap Day

CAPTAIN: Syl Apps

ROSTER: Turk Broda, Garth Boesch, Gus Mortson, Jimmy Thomson, Wally Stanowski, Bill Barilko, Harry Watson, Bud Poile, Ted Kennedy, Syl Apps, Don Metz, Nick Metz, Bill Ezinicki, Vic Lynn, Howie Meeker, Gaye Stewart, Joe Klukay, Gus Bodnar, Bob Goldham.

ADDITIONAL STAFF: Tim Daly (Trainer).

NOTES: Ted Kennedy led the Maple Leafs and tied for second in NHL playoff scoring with nine points (4 goals, 5 assists)... The Leafs, sporting six rookies on their roster including Calder Trophy recipient Howie Meeker and Bill Barilko, were the youngest team to win a Cup in NHL history to that time... In Game 2, Montreal's Maurice Richard would earn over 20 minutes in penalties, including two major penalties for high sticking, and as a result would be suspended for Game 3 of the series... NHL President Clarence Campbell, concerned over the prospect of fan violence, declined to present the Stanley Cup to the Maple Leafs immediately after Game 6... Five players from the 1947 Stanley Cup Champion Maple Leafs team (Apps, Broda, Kennedy, Poile, Watson) were later inducted to the Hockey Hall of Fame... In February 2011, the 1947 Maple Leafs were named the 10th greatest NHL team of all-time by the Sporting News.



SYL APPS GARY BILL BARILKO MAX BENTLEY
GARTH BOESCH WALTER BRODA LES COSTELLO
BILL EZINICKI TED KENNEDY JOE KLUKAY



1948

STANLEY CUP CHAMPIONS



REGULAR SEASON RECORD: Record: 32-15-13 (1st in NHL)

PLAYOFF RECORD: 8-1

PATH TO THE FINAL: Semi-Final - Toronto defeated the Boston Bruins (3rd in NHL), winning the best-of-seven series, 4-1.

STANLEY CUP FINAL: Toronto defeated the Detroit Red Wings (2nd in NHL), winning the best-of-seven series, 4-0.

SCORES:

Game 1 - April 7, 1948 - Toronto 5, Detroit 3 - Maple Leaf Gardens - Toronto, ON

Game 2 - April 10, 1948 - Toronto 4, Detroit 2 - Maple Leaf Gardens - Toronto, ON

Game 3 - April 11, 1948 - Toronto 2, Detroit 0 - Detroit Olympia - Detroit, MI

Game 4 - April 14, 1948 - Toronto 7, Detroit 2 - Detroit Olympia - Detroit, MI

STANLEY CUP WINNING GOAL: Harry Watson at 11:13 of the first period.

MANAGER: Conn Smythe

COACH: Hap Day

CAPTAIN: Syl Apps

ROSTER: Syl Apps, Bill Barilko, Max Bentley, Garth Boesch, Turk Broda, Les Costello, Bill Ezinicki, Ted Kennedy, Joe Klukay, Vic Lynn, Howie Meeker, Nick Metz, Don Metz, Gus Mortson, Phil Samis, Sid Smith, Wally Stanowski, Jimmy Thomson, Harry Watson.

ADDITIONAL STAFF: Tim Daly (Trainer).

NOTES: Ted Kennedy led the NHL in playoff goals (8) and points (14)... Turk Broda led the NHL playoffs in goals against average (2.15) and shutouts (1)... Max Bentley also factored in on the scoring, finishing tied for first in NHL playoff assists (7) and second behind Kennedy in points (11)... Bentley was acquired November 2, 1947 from the Chicago Black Hawks along with Reg Thomas, in exchange for Ernie Dickens, Bob Goldham, Bud Poile, Gus Bodnar and Gaye Stewart... The trade is considered by many to be "the biggest trade to that date in hockey history"... Conn Smythe often stated that his strongest club was the 1947-48 Toronto Maple Leafs because of its strength down the middle with four excellent centres (Apps, Bentley, Kennedy, N. Metz)... This was also the Stanley Cup Final debut for Detroit's Gordie Howe and the last for Toronto's Syl Apps who retired after the series.



BILL BARILKO MAX BENTLEY GARTH BOESCH
 WALTER BRODA BOB DAWES CAL GARDNER
 WILLIAM JUZDA TED KENNEDY CAPTAIN



1949

STANLEY CUP CHAMPIONS



STANLEY CUP CHAMPIONSHIPS

REGULAR SEASON RECORD: 22-25-13 (4th in NHL)

PLAYOFF RECORD: 8-1

PATH TO THE FINAL: Semi-Final – Toronto defeated the Boston Bruins (2nd in NHL), winning the best-of-seven series, 4-1.

STANLEY CUP FINAL: Toronto defeated the Detroit Red Wings (1st in NHL), winning the best-of-seven series, 4-0.

SCORES:

Game 1 – April 8, 1949 – Toronto 3, Detroit 2 (OT) – Detroit Olympia – Detroit, MI

Game 2 – April 10, 1949 – Toronto 3, Detroit 1 – Detroit Olympia – Detroit, MI

Game 3 – April 13, 1949 – Toronto 3, Detroit 1 – Maple Leaf Gardens – Toronto, ON

Game 4 – April 16, 1949 – Toronto 3, Detroit 1 – Maple Leaf Gardens – Toronto, ON

STANLEY CUP WINNING GOAL: Cal Gardner at 19:45 of the second period.

MANAGER: Conn Smythe

COACH: Hap Day

CAPTAIN: Ted Kennedy

ROSTER: Bill Barilko, Max Bentley, Garth Boesch, Turk Broda, Bob Dawes, Bill Ezinicki, Cal Gardner, Bill Juzda, Ted Kennedy, Joe Klukay, Vic Lynn, Howie Meeker, Don Metz, Fleming MacKell, Gus Mortson, Sid Smith, Harry Taylor, Ray Timgren, Jimmy Thomson, Harry Watson.

ADDITIONAL STAFF: Bill MacBrien (Chairman), George McCullagh, J.Y. Murdoch (Vice Presidents), J.P. Bickell, Ed Bickle (Directors), Tim Daly (Trainer), Archie Campbell (Assistant Trainer), Dr. Norman Delarue, Dr. James Murray, Dr. Horace MacIntyre (Club Doctors), Ed Fitkin (Publicity Director), Squib Walker (Chief Scout), Kerry Day (Mascot).

NOTES: Ted Kennedy led the Maple Leafs and tied for second in NHL playoff scoring with eight points (2 goals, 6 assists)... Turk Broda led the NHL playoffs in goals against average (1.57) and shutouts (1)... The Maple Leafs became the first team in NHL history and first since the Ottawa Senators (1903 to 1906) to win three consecutive Stanley Cups... Toronto also extended its winning streak in the Stanley Cup Final to nine games dating back to April 19, 1947... The Maple Leafs won the Stanley Cup despite a losing record in the regular season... The only other team in NHL history to win the Cup after finishing the regular season with a losing record was the 1938 Chicago Black Hawks.



MC COLLACH (V PRES) J Y MURDOCH KC (V PRES)
BICKELL DIRECTOR E/B BICKLE DIRECTOR
THOMAS DALY TRAINER ED FITKIN PUB DIRECTOR

STANLEY CUP CHAMPIONSHIPS



1951

STANLEY CUP CHAMPIONS



REGULAR SEASON RECORD: 41-16-13 (2nd in NHL)

PLAYOFF RECORD: 8-2-1

PATH TO THE FINAL: Semi-Final - Toronto defeated the Boston Bruins (4th in NHL), winning the best-of-seven series, 4-1-1. (Game 2 of the series was called after the first overtime period due to a local curfew law and ended a 1-1 tie.)

STANLEY CUP FINAL: Toronto defeated the Montreal Canadiens (3rd in NHL), winning the best-of-seven series, 4-1.

SCORES:

- Game 1 - April 11, 1951 - Toronto 3, Montreal 2 (OT) - Maple Leaf Gardens - Toronto, ON
- Game 2 - April 14, 1951 - Montreal 3, Toronto 2 (OT) - Maple Leaf Gardens - Toronto, ON
- Game 3 - April 17, 1951 - Toronto 2, Montreal 1 (OT) - Montreal Forum - Montreal, QC
- Game 4 - April 19, 1951 - Toronto 3, Montreal 2 (OT) - Montreal Forum - Montreal, QC
- Game 5 - April 21, 1951 - Toronto 3, Montreal 2 (OT) - Maple Leaf Gardens - Toronto, ON

STANLEY CUP WINNING GOAL: Bill Barilko at 2:53 of the first overtime period.

PRESIDENT/MANAGER: Conn Smythe **COACH:** Joe Primeau **CAPTAIN:** Ted Kennedy

ROSTER: Bill Barilko, Max Bentley, Hugh Bolton, Turk Broda, Fern Flaman, Cal Gardner, Bob Hassard, Bill Juzda, Ted Kennedy, Joe Klukay, Danny Lewicki, Fleming MacKell, Howie Meeker, Gus Mortson, John McCormack, Al Rollins, Tod Sloan, Sid Smith, Jimmy Thomson, Ray Timgren, Harry Watson.

ADDITIONAL STAFF: Bill MacBrien (Chairman), Hap Day (Assistant Manager), George McCullagh, J.Y. Murdoch (Vice Presidents), J.P. Bickell, Ed Bickle (Directors), Tim Daly (Trainer), Archie Campbell, Tommy Naylor (Assistant Trainers), Dr. Norman Delarue, Dr. James Murray, Dr. Horace MacIntyre (Club Doctors), Ed Fitkin (Publicity Director), Squib Walker (Chief Scout).

NOTES: Max Bentley led the NHL playoffs in assists (11) and was tied for the lead in points (13)... Every game went into overtime in the Final series... Sid Smith, Ted Kennedy, Harry Watson and Bill Barilko scored the game-winning goals for the Maple Leafs, while Maurice Richard tallied the lone overtime goal for the Canadiens... In Game 5, Tod Sloan would score twice, including the game-tying goal with 32 seconds left in the third period... Barilko's Stanley Cup winning goal would be the last he ever scored as he died in a plane crash on August 26, 1951... Ironically, the site of the crash was not discovered until 1962, the year of Toronto's next Stanley Cup win.



PAGE 456

JOHN BASSETT VICE PRESIDENT CONN SMYTHE BOARD CHAIRMAN
PUNCH IMLACH COACH GEN MANN F KING CLANCY ASST COACH
ROBERT DAVIDSON CHIEF SCOUT GEORGE ARMSTRONG CAPTAIN



1962

STANLEY CUP CHAMPIONS



STANLEY CUP CHAMPIONSHIPS

REGULAR SEASON RECORD: 37-22-11 (2nd in NHL)

PLAYOFF RECORD: 8-4

PATH TO THE FINAL: Semi-Final - Toronto defeated the New York Rangers (4th in NHL), winning the best-of-seven series, 4-2.

STANLEY CUP FINAL: Toronto defeated the Chicago Black Hawks (3rd in NHL), winning the best-of-seven series, 4-2.

SCORES:

Game 1 - April 10, 1962 - Toronto 4, Chicago 1 - Maple Leaf Gardens - Toronto, ON

Game 2 - April 12, 1962 - Toronto 3, Chicago 2 - Maple Leaf Gardens - Toronto, ON

Game 3 - April 15, 1962 - Chicago 3, Toronto 0 - Chicago Stadium - Chicago, IL

Game 4 - April 17, 1962 - Chicago 4, Toronto 1 - Chicago Stadium - Chicago, IL

Game 5 - April 19, 1962 - Toronto 8, Chicago 4 - Maple Leaf Gardens - Toronto, ON

Game 6 - April 22, 1962 - Toronto 2, Chicago 1 - Chicago Stadium - Chicago, IL

STANLEY CUP WINNING GOAL: Dick Duff at 14:14 of the third period.

PRESIDENT: Stafford Smythe


COACH/GENERAL MANAGER: Punch Imlach

CAPTAIN: George Armstrong

ROSTER: George Armstrong, Al Arbour, Bob Baun, Johnny Bower, Carl Brewer, Dick Duff, Billy Harris, Larry Hillman, Dave Keon, Tim Horton, Red Kelly, Ed Litzenberger, John MacMillan, Frank Mahovlich, Bob Nevin, Bert Olmstead, Bob Pulford, Eddie Shack, Allan Stanley, Don Simmons, Ron Stewart.

ADDITIONAL STAFF: Harold Ballard (Executive Vice President), John Bassett (Vice President), Conn Smythe (Chairman), King Clancy (Assistant Coach), Bob Davidson (Chief Scout), Bob Haggert (Trainer), Tom Naylor (Assistant Trainer), Hugh Hault (Stick Boy).

NOTES: Tim Horton led the Maple Leafs and finished second in NHL playoff scoring with 16 points (3 goals, 13 assists), including an assist on Dick Duff's Stanley Cup winning goal... George Armstrong and Bob Pulford tied for second in the NHL with seven playoff goals each... Frank Mahovlich had four goals and seven points in the Stanley Cup Final... In early June of 1962, just over six weeks after the Final, the crash site and body of Bill Barilko was discovered by pilots Gary Fields and Ron Boyd... Barilko, the overtime hero the last time the Maple Leafs won the Cup in 1951, had been missing since the summer of that year.



JOHN BASSETT CHAIRMAN JOHN BASSETT CHAIRMAN G FUNCH IMLACH COA GEN MANNA
F KING CLANCY ASST COACH G MANN G ARMSTRONG CAPTAIN
ROBERT BAUN JOHN BOWER CARL BREWER KENT DOUGLAS

STANLEY CUP CHAMPIONSHIPS



1963

STANLEY CUP CHAMPIONS



REGULAR SEASON RECORD: 35-23-12 (1st in NHL)

PLAYOFF RECORD: 8-2

PATH TO THE FINAL: Semi-Final – Toronto defeated the Montreal Canadiens (3rd in NHL), winning the best-of-seven series, 4-1.

STANLEY CUP FINAL: Toronto defeated the Detroit Red Wings (4th in NHL), winning the best-of-seven series, 4-1.

SCORES:

- Game 1 – April 9, 1963 – Toronto 4, Detroit 2 – Maple Leaf Gardens – Toronto, ON
- Game 2 – April 11, 1963 – Toronto 4, Detroit 2 – Maple Leaf Gardens – Toronto, ON
- Game 3 – April 14, 1963 – Detroit 3, Toronto 2 – Detroit Olympia – Detroit, MI
- Game 4 – April 16, 1963 – Toronto 4, Detroit 2 – Detroit Olympia – Detroit, MI
- Game 5 – April 18, 1963 – Toronto 3, Detroit 1 – Maple Leaf Gardens – Toronto, ON

STANLEY CUP WINNING GOAL: Eddie Shack at 13:28 of the third period.

PRESIDENT: Stafford Smythe **COACH/GENERAL MANAGER:** Punch Imlach

CAPTAIN: George Armstrong

ROSTER: George Armstrong, Bob Baun, Johnny Bower, Carl Brewer, Kent Douglas, Dick Duff, Billy Harris, Larry Hillman, Tim Horton, Red Kelly, Dave Keon, Ed Litzenberger, John MacMillan, Frank Mahovlich, Bob Nevin, Bob Pulford, Eddie Shack, Don Simmons, Allan Stanley, Ron Stewart.

ADDITIONAL STAFF: Harold Ballard (Executive Vice President), John Bassett (Chairman), King Clancy (Assistant Coach/Assistant General Manager), Bob Haggert (Trainer), Tom Naylor (Assistant Trainer), Hugh Hoult (Stick Boy).

NOTES: Dave Keon led the Maple Leafs and finished third in NHL playoff scoring with 12 points (7 goals, 5 assists)... Johnny Bower led the NHL playoffs in goals against average (1.60) and shutouts (2)... Five different Leafs had multi-goal games in the Final: Dick Duff, Bob Nevin, Ron Stewart, Red Kelly and Keon... In Game 1, Duff set an NHL playoff record that still stands by scoring the fastest two goals from the start of a game (1:08)... Keon scored two short-handed goals in Game 5... The Maple Leafs celebrated their second consecutive Cup by throwing Punch Imlach, Harold Ballard and Stafford Smythe into the showers fully clothed.



PAGE 458

FRANK KING CLANCE ASST COACH GEN MAN G ARMSTRONG CAPT
ANDREW BATHGATE ROBERT BAUN JOHN BOWER CARL BREWER
GERALD EHMAN WILLIAM HARRIS LARRY HILLMAN DAVID KEON



1964

STANLEY CUP CHAMPIONS



STANLEY CUP CHAMPIONSHIPS

REGULAR SEASON RECORD: 33-25-12 (3rd in NHL)

PLAYOFF RECORD: 8-6

PATH TO THE FINAL: Semi-Final – Toronto defeated the Montreal Canadiens (1st in NHL), winning the best-of-seven series, 4-3.

STANLEY CUP FINAL: Toronto defeated the Detroit Red Wings (4th in NHL), winning the best-of-seven series, 4-3.

SCORES:

Game 1 – April 11, 1964 – Toronto 3, Detroit 2 – Maple Leaf Gardens – Toronto, ON

Game 2 – April 14, 1964 – Detroit 4, Toronto 3 (OT) – Maple Leaf Gardens – Toronto, ON

Game 3 – April 16, 1964 – Detroit 4, Toronto 3 – Detroit Olympia – Detroit, MI

Game 4 – April 18, 1964 – Toronto 4, Detroit 2 – Detroit Olympia – Detroit, MI

Game 5 – April 21, 1964 – Detroit 2, Toronto 1 – Maple Leaf Gardens – Toronto, ON

Game 6 – April 23, 1964 – Toronto 4, Detroit 3 (OT) – Detroit Olympia – Detroit, MI

Game 7 – April 25, 1964 – Toronto 4, Detroit 0 – Maple Leaf Gardens – Toronto, ON

STANLEY CUP WINNING GOAL: Andy Bathgate at 3:04 of the first period.

PRESIDENT: Stafford Smythe

COACH/GENERAL MANAGER: Punch Imlach

CAPTAIN: George Armstrong

ROSTER: George Armstrong, Andy Bathgate, Bob Baun, Johnny Bower, Carl Brewer, Gerry Ehman, Billy Harris, Larry Hillman, Dave Keon, Tim Horton, Red Kelly, Frank Mahovlich, Don McKenney, Jim Pappin, Bob Pulford, Eddie Shack, Don Simmons, Allan Stanley, Ron Stewart, Al Arbour, Ed Litzenberger.

ADDITIONAL STAFF: Harold Ballard (Executive Vice President), John Bassett (Chairman), King Clancy (Assistant Coach/Assistant General Manager), Bob Haggert (Trainer), Tom Nayler (Assistant Trainer), Hugh Hault (Stick Boy).

NOTES: Frank Mahovlich led the Maple Leafs and finished third in NHL playoff scoring with 15 points (4 goals, 11 assists)... Johnny Bower led the NHL playoffs in goals against average (2.12) and shutouts (2)... The 1964 Stanley Cup Final is famous for the courageous play of Bob Baun... Baun took a Gordie Howe slap shot off the right ankle in Game 6 and was carried off the ice on a stretcher, but returned in overtime and scored the game-winning goal... Baun also played in Game 7 despite the pain, and it was revealed after the series that he had a broken ankle... John MacMillian was the only player to play in back-to-back finals with different teams in successive series that pitted the same teams against each other until Marian Hossa in 2009... MacMillian won the 1963 Cup with Toronto over Detroit and lost the 1964 Final to the Maple Leafs as a member of Wings, while Hossa lost the 2008 Cup to Detroit with Pittsburgh and then lost the 2009 Final to the Penguins as a member of the Wings.



PAGE 759

JOHN ANDERSON RUISS MANN G ARMSTRONG CAPTAIN
BOB BAUN JOHN BOWER BRIAN CONACHER RON ELLIS
AUT ERICKSON LARRY HILLMAN TIM HORTON RED KELLY



1967

STANLEY CUP CHAMPIONS



REGULAR SEASON RECORD: 32-27-11 (3rd in NHL)

PLAYOFF RECORD: 8-4

PATH TO THE FINAL: Semi-Final - Toronto defeated the Chicago Black Hawks (1st in NHL), winning the best-of-seven series, 4-2.

STANLEY CUP FINAL: Toronto defeated the Montreal Canadiens (2nd in NHL), winning the best-of-seven series, 4-2.

SCORES:

Game 1 - April 20, 1967 - Montreal 6, Toronto 2 - Montreal Forum - Montreal, QC

Game 2 - April 22, 1967 - Toronto 3, Montreal 0 - Montreal Forum - Montreal, QC

Game 3 - April 25, 1967 - Toronto 3, Montreal 2 (OT) - Maple Leaf Gardens - Toronto, ON

Game 4 - April 27, 1967 - Montreal 6, Toronto 2 - Maple Leaf Gardens - Toronto, ON

Game 5 - April 29, 1967 - Toronto 4, Montreal 1 - Montreal Forum - Montreal, QC

Game 6 - May 2, 1967 - Toronto 3, Montreal 1 - Maple Leaf Gardens - Toronto, ON

STANLEY CUP WINNING GOAL: Jim Pappin at 19:24 of the second period.

PRESIDENT: Stafford Smythe

COACH/GENERAL MANAGER: Punch Imlach

CAPTAIN: George Armstrong

ROSTER: George Armstrong, Bob Baun, Johnny Bower, Brian Conacher, Ron Ellis, Aut Erickson, Larry Hillman, Tim Horton, Red Kelly, Larry Jeffrey, Dave Keon, Frank Mahovlich, Milan Marcetta, Jim Pappin, Marcel Pronovost, Bob Pulford, Terry Sawchuk, Eddie Shack, Allan Stanley, Pete Stemkowski, Mike Walton.

ADDITIONAL STAFF: Harold Ballard (Executive Vice President), John Bassett (Chairman), King Clancy (Assistant Coach/Assistant General Manager), Bob Davidson (Chief Scout), John Anderson (Business Manager), Bob Haggert (Trainer), Tom Nayler (Assistant Trainer), Karl Elieff (Physiotherapist), Richard Smythe (Mascot).

NOTES: Dave Keon became the first and only Leaf ever to win the Conn Smythe Trophy as playoff MVP, earning the honour on the basis of an outstanding defensive performance... Jim Pappin led the NHL playoffs in goals (7) and points (15), including four goals and four assists in the Stanley Cup Final... With an average age of 31 and derided as an "over the hill" team by the press, Toronto sported the oldest lineup to win the Stanley Cup to that time... Johnny Bower, the oldest player in the NHL, was 42 and Allan Stanley was 41... Terry Sawchuk and Bower split time between the pipes for the Maple Leafs in the Final, each making their mark on the series... Sawchuk suffered the loss in Game 1 before Bower recorded a shutout in Game 2 and backstopped Toronto to a 3-2 overtime win in Game 3, which has been described as "one of the most exciting games ever played"... Sawchuk then replaced an injured Bower prior to Game 4 and played the rest of the series, including a 41-save performance in the deciding Game 6... Al Smith was called up from the minors to serve as a back-up goaltender in Game's 4 and 5, while Bower returned as a back-up for Game 6... It was the last Stanley Cup of the NHL's 'Original Six' as the league would double in size with the addition of six new expansion teams for the

1967-68 season... Mid-way through the 1966-67 season, the Maple Leafs suffered a 10-game losing streak and Punch Imlach had to take time off to recover from trauma and strain... King Clancy took over as temporary head coach and the team went 7-1-2, climbing back into the playoff picture and staying there when Imlach returned... The Leafs introduced a new jersey just before the playoffs in 1967, featuring an 11-point leaf (like that on Canada's flag) in place of the former 35-point leaf.



STATISTICS IN STANLEY CUP FINALS

ALL-TIME FINAL SERIES RECORD

Versus	Series	W	L	GP	W	L	GF	GA
Boston	1	0	1	5	1	4	6	12
Chicago	2	1	1	10	5	5	26	25
Detroit	7	6	1	38	25	13	114	85
Montreal	5	3	2	26	13	13	60	72
NY Rangers	3	1	2	13	6	7	34	35
Defunct Teams	3	2	1	13	6	7	38	40
Totals	21	13	8	105	56	49	278	269

FINAL SERIES APPEARANCES

Versus	Year	Winner	W	L	GF	GA
Van. Millionaires	1918	Toronto (Toronto Arenas)	3	2	18	21
Van. Millionaires	1921	Toronto (Toronto St. Patricks)	3	2	16	9
NY Rangers	1932	Toronto	3	0	18	10
NY Rangers	1933	NY Rangers	1	3	5	11
Mtl Maroons	1935	Maroons	0	3	4	10
Detroit	1936	Detroit	1	3	11	18
Chicago	1938	Chicago	1	3	8	10
Boston	1939	Boston	1	4	6	12
NY Rangers	1940	NY Rangers	2	4	11	14
Detroit	1942	Toronto	4	3	25	19
Detroit	1945	Toronto	4	3	9	9
Montreal	1947	Toronto	4	2	13	13
Detroit	1948	Toronto	4	0	18	7
Detroit	1949	Toronto	4	0	12	5
Montreal	1951	Toronto	4	1	13	10
Montreal	1959	Montreal	1	4	12	18
Montreal	1960	Montreal	0	4	5	15
Chicago	1962	Toronto	4	2	18	15
Detroit	1963	Toronto	4	1	17	10
Detroit	1964	Toronto	4	3	22	17
Montreal	1967	Toronto	4	2	17	16

TOP FIVE FINAL SERIES SCORERS

Player	GP	G	A	TP	PIM
Ted Kennedy	26	12	11	23	8
George Armstrong	33	9	13	22	22
Frank Mahovlich	32	7	15	22	39
Syl Apps	32	10	11	21	6
Bob Pulford	33	8	13	21	44



MEDIA INFO

HELLO
CANADA!

&
HOCKEY
FANS
IN

THE
UNITED
STATES

&

NEWFOUNDLAND



GENERAL MEDIA INFORMATION

MEDIA INFORMATION LINE:

During the hockey season, the Maple Leafs' Media Information Line (416-815-5702) provides daily updated team information such as player transactions, media availability times, practice times and locations.

MEDIA CREDENTIALS:

Full season media credentials are issued to those members of the media who regularly cover the Toronto Maple Leafs. Approved media will receive a full season media credential prior to the conclusion of training camp. The credential is valid for all Maple Leaf home games, practices and game-day morning skates.

Single game media credentials will be issued on a priority basis to media covering game-related stories, on deadline only. Requests must be made to Steve Keogh by e-mail (skeogh@torontomapleleafs.com) at least 24 hours prior to game time.

Credentials must be worn in a visible manner by all members of the approved media.

Media intent on covering the team on the road must notify a member of the Leafs media relations department in order to guarantee road accreditation. Notification should be no later than two days before the game.

MEDIA BROADCAST VEHICLES AT AIR CANADA CENTRE:

Building security will not permit any media broadcast vehicles, satellite uplink trucks, company and personal vehicles to park on the East or West Plaza of the arena on game nights as per NHL and Air Canada Centre security regulations. Vehicles will be subject to ticketing and towing at the discretion of the Security staff.

LIVE BROADCAST POLICY:

Media may broadcast live from the public areas on Bay Street. Media is not permitted to broadcast live from inside the arena or the Galleria unless a feed has been arranged through the Air Canada Centre staff. Broadcasters requesting a live feed from inside the arena must use arena facilities and book their request through Kathy Spencer at Sure Connect at (416) 543-8429 (cellular) or (866) 805-9013 (office). Other than the game rights holder, broadcasters are not permitted to use the arena bowl as a backdrop for a live feed within 30 minutes prior to the start of the game as per NHL regulations.

MEDIA ENTRANCE:

The Media Entrance (Door 2B) on game nights is located directly beside Gate 2 at the northeast end of Air Canada Centre. Access for the media will commence two and half hours before the start of the game. Gate 2 is the media entrance for all practices and morning skates.

FOSTER HEWITT MEDIA GONDOLA AND SEATING:

Seating in the Foster Hewitt Media Gondola must be requested to Steve Keogh no later than 24 hours prior to a game. The gondola is located on the south end of the building, opposite the team benches. For access to the gondola, members of the media can take a dedicated elevator located on the southwest end of the event level (dressing room and Rogers Media Centre level).

STROBE LIGHTS/PHOTOGRAPHY:

Strobe photographers must contact Steve Keogh (416-815-5761) of the Maple Leafs' Media Relations department to arrange payment method. A limited number of strobe light sets are available at Air Canada Centre on a first-come, first-served basis, at the discretion of the Leafs' Media Relations Staff.

PHOTOGRAPHY POSITIONS:

Section 108 in the red level (centre-ice opposite both team benches) is the designated area for non-ice level shooting positions. Shooting positions are unassigned in this area. A maximum of three photographers may shoot the pre-game warm-ups from the players' benches at one time (one on the Leaf bench and two on the visitors bench or vice versa).

A Maple Leafs representative will assign ice-level shooting positions on game days. Shooting positions will remain the same throughout all games unless notified otherwise. Ice level positions in the southeast corner of the rink (Maple Leafs' net for two periods and on the penalty box side) will be restricted to three cameras. The arrangement will allow either two television rights holder handheld cameras and one still photographer, or one television rights holder camera and two still photographers.

AIR CANADA CENTRE

AIR CANADA CENTRE

Air Canada Centre is Canada's premier sports and entertainment venue and home to the Toronto Maple Leaf Hockey Club, Toronto Raptors Basketball Club and the Toronto Rock Lacrosse Team. Air Canada Centre first opened its doors in February 1999 and over its 17 year history it has been recognized with more than 35 industry awards and has played host to more than 42 million fans at over 2,800 events including Raptors, Leafs and Rock games, as well as concerts and live events.

LOCATION

Air Canada Centre is connected to Union Station and the underground pedestrian PATH system, providing easy access to public transportation (TTC, GO Transit and Union Pearson Express) for fans attending events.

ARENA FEATURES

Air Canada Centre is located just south of Union Station and accessible via the Galleria which houses the Ticket Office, the MasterCard Experience Zone and an interactive hockey and basketball Fan Zone providing entertainment for fans attending the game. In addition, an historical display of artifacts from the original Canada Post Building and construction site are prominent features.

In 2010, Air Canada Centre expanded the west-side of the building creating an Atrium. This multi-tiered concourse is home to a high-definition broadcast studio.

Air Canada Centre houses three of its own exclusive award-winning restaurants – Platinum Club, Air Canada Club and Hot Stove Club – as well as a 4,000 square foot Chairman's Suite premium dining experience. The restaurants, along with themed concession stands and kiosks, offer a diversity of food and beverage that capture Toronto's multicultural flavour. Two in-house bars – the Molson Canadian Draught Deck and Molson Canadian Brewhouse (which has its own micro-brewery) – are favourite spots where fans can meet friends before the game or for a drink between quarters.

ACCESSIBILITY

As the proud recipient of the Jeff Adams Award of Excellence for facility accessibility, Air Canada Centre has dedicated accessible seating areas for disabled guests and their companions located throughout the building providing maximum flexibility and pricing selection. All ticket and vendor windows, as well as the public washrooms are wheelchair accessible with accommodating counter heights and lower urinals equipped with grab bars. TTY phones are available on both the 100 and 300 levels with all payphones equipped with volume control. Braille and tactile signage is also used throughout the arena.

FAN CONSIDERATION

Air Canada Centre is committed to ensuring the arena remains at the top of its game and its guests have a great fan experience. The arena's intimacy is felt from the moment fans walk inside the building. The seating

pitch is steeper than most, creating the very best sightlines for basketball. All Air Canada Centre seats are fully upholstered and 19-20" wide. Since opening in 1999, millions of dollars have been invested in upgrading Air Canada Centre's features to keep the venue state-of-the-art and to keep fans excited and coming back. The arena's top-notch acoustic technology has been further enhanced through a JBL sound system. An automatic retractable seating system has dramatically reduced the arena's conversion time enabling the facility to move from hockey to basketball (and vice versa) mode in a matter of hours.

SCOREBOARD

In 2015, Air Canada Centre made a \$10 million investment to upgrade the in-arena experience – the

centerpiece being a new, state-of-the-art scoreboard and upgraded LED ribbon boards. MLSE contracted Anthony James Partners AV Consultants to architecturally design and draft the specifications for Panasonic Enterprise Solutions Company to supply and install the new scoreboard. The new scoreboard features four main screens nearly four times larger than the previous scoreboard's. The new upper and lower rings are 30 per cent denser resolution – providing fans with finer detail and truer colours. At the heart of the new scoreboard is a 28-foot tall aluminum, LED-lit, Maple Leaf surrounded by the four 32x18 foot screens. The Maple Leaf in the centre is meant to represent MLSE as a company and also pay homage to Canada. The leaf can be lit blue or red, or any colour depending on the team playing at Air Canada Centre.

At 72,500 pounds, the new scoreboard will weigh nearly 30 per cent more than its predecessor. The former ACC scoreboard was reconditioned and placed at the Ricoh Coliseum for the Marlies' 2015-16 campaign.

COMMITMENT TO THE ENVIRONMENT

Reflecting a commitment to reduce its environmental footprint and sustainability, Air Canada Centre and Maple Leaf Sports & Entertainment have teamed up to Go Green through their long term investment of more than \$5 million for greening initiatives and programs for Air Canada Centre. The venue's environmental initiatives include: reducing its energy consumption by 30% through re-engineering Air Canada Centre's mechanical and electrical operations, reducing greenhouse gas emissions by 30% and offsetting the balance of our carbon footprint through Just Energy-making Air Canada Centre carbon neutral. Air Canada Centre also diverts over 60% of its waste from landfill and removes over 500 metric tons of food from the waste stream through donations to Second Harvest and in-house organic digestion.

AIR CANADA CENTRE

AIR CANADA CENTRE FACTS

Location:	40 Bay Street, at Lakeshore Blvd.
Owner:	MLSE
Original Cost:	\$265 million, all privately financed
Architect:	Brisbin Brook Beynon Architects
Contractor:	PCL Constructors Eastern Inc.
Seating Capacity:	Hockey - 18,819 Basketball - 19,800 Full house concert - 20,000+ Theatre - 5,800
Luxury Suites:	154, in total, including 40 Platinum lounges, unique to North America
Size:	700,000 square foot arena project*
Tower:	140,000 square foot, 12-storey office tower
Parking:	Approximately 13,000 parking spaces within immediate walking distance
Public Transit:	Two minute walk from adjacent Union Station (TTC, GO transit)
Accessibility:	Fully accessible for persons with disabilities and their companions with seating available at most price levels.
Washrooms:	56 public washrooms in the building
Scoreboard:	Brand new, state of the art 72,000-pound videoboard installed in 2015
Video:	Over 790 LG televisions located throughout the building
Audio:	State-of-the-art JBL sound system and back of house audio by Klipsch.
Seats:	19"-22" wide, fully upholstered
Restaurants:	Molson Brewhouse, Air Canada Club, Platinum Club, Hot Stove Club.

AIR CANADA CENTRE KEY DATES

December 21, 1994:	Plans unveiled for arena at 40 Bay Street site
February 24, 1995:	Building named Air Canada Centre
March 12, 1997:	Official ground-breaking
April 28, 1997:	The first concrete is poured at site
January 2, 1998:	Installation of roof begins
February 12, 1998:	Maple Leaf Gardens, Ltd. purchases Toronto Raptors and Air Canada Centre
February 20, 1999:	First NHL game: Toronto 3, Montreal 2 (OT) - Todd Warriner scored first goal, Steve Thomas scored overtime winner
February 21, 1999:	First NBA game: Toronto 102, Vancouver 87
February 22, 1999:	First concert: The Tragically Hip

MAPLE LEAF SQUARE



MAPLE LEAF SQUARE

In April 2005, Maple Leaf Sports & Entertainment (MLSE) unveiled plans for Maple Leaf Square, a new sports and entertainment destination adjacent to Air Canada Centre. In October 2010, Maple Leaf Square officially opened its doors to the public.

Jointly owned by MLSE, Cadillac Fairview and Lanterra Developments, the \$500 million development is the city's premier pre- and post-game sports and entertainment destination and also serves as an anchor in the development and revitalization of the waterfront and railroad lands. The connection to the downtown core is enhanced by Maple Leaf Square's direct connection to Union Station, Toronto's public transit (Go Transit and TTC) and the city's underground PATH system.

Linked to Air Canada Centre by an enclosed glass bridge, Maple Leaf Square is home to Real Sports Bar & Grill, the Toronto Maple Leafs, Toronto Raptors, Toronto Marlies and Toronto FC's official team store - Real Sports Apparel, Hotel Le Germain, a 48,000 square-foot Longo's grocery store and fine dining destination, e11even. Modern, sophisticated and elegant, this upscale restaurant provides guests with a carefully created food and drink menu that embodies Toronto's dynamic culture and style.

The large public area between Maple Leaf Square and Air Canada Centre (the 'Ford Fan Zone') creates a larger significant stage for fans to enjoy special events on the large screen. Since opening in 2010, the Square has hosted season kick-off tailgate parties, the Canadian Olympic Team Block Party, the Draft parties for the Maple Leafs and Raptors, and events for the 2015 Pan Am games.

e11even
the perfect time

e11even is a restaurant that embraces Toronto's energy in the heart of the sports & entertainment district. With a modern, sophisticated and elegant vibe, guests will enjoy an unsurpassed dining experience that will dazzle the senses. Enjoy exceptional and approachable North American cuisine. Visit for a business lunch, dinner with friends or exceptional house made cocktails on our stunning west facing patio and experience a culinary and social affair that will not soon be forgotten.



Located at Maple Leaf Square and adjacent to Air Canada Centre, Real Sports Bar & Grill is the most authentic sports experience you can get outside the court, rink and playing field. Offering an extensive menu ranging from premium items to traditional sports bar fare and more than 80 brands of beer served from 124 taps and numerous bottles, the 27,000 square-foot sports bar is also home to 199 High Definition televisions and a two-story 39-foot HD screen.



Real Sports Apparel is the authentic team store of the Toronto Maple Leafs, Toronto Raptors, Toronto FC and Toronto Marlies. The store offers the largest selection of exclusive team merchandise in a unique environment, located just steps from the court and ice at Gate 1 of Air Canada Centre. Open seven days a week and online 24/7 at shop.realsports.ca, Real Sports Apparel is committed to helping fans wear their pride; however they wish to do it.

MASTERCARD CENTRE FOR HOCKEY EXCELLENCE



In September 2009, the MasterCard Centre for Hockey Excellence opened in partnership with the Toronto Maple Leafs, Toronto Marlies and Lakeshore Lions Club. It was the first community ice facility to be built in the Toronto-area in over 25 years. The MCC serves as the Maple Leafs and Marlies practice facility and is home to the Toronto Maple Leafs Hockey School.

The state-of-the-art practice and community facility includes four ice pads – three NHL-size and one Olympic-size – a spectator area that can seat up to 1,000 fans, and close to 30,000 square feet of Leafs and Marlies dressing room and training space, which houses the finest technology, exercise facilities, a medical room to support diagnosis and treatment; and a physiotherapy room that supports rehabilitation and recovery.

The Leafs and Marlies Practice Facility will become synonymous with hockey development and aspires to be a successful NHL global model, an intelligence centre that sets the standard for training and high performance in hockey worldwide.

The MasterCard Centre for Hockey Excellence serves as a great community asset that makes hockey accessible to the public. The Leafs also use the arena to run hockey development clinics and programs including Toronto Maple Leafs Hockey School, taking their outreach efforts to new levels by bringing hockey to Ontario's youth.

Hockey Canada's Ontario Regional Office and the Hockey Hall of Fame's Resource Centre and Archives are also tenants in the facility.



2016-17 NHL DIRECTORY

NHL OFFICES

NEW YORK

1185 Avenue of the Americas
New York, NY 10036
O: 212-789-2000
F: 212-789-2020

TORONTO

50 Bay St., 11th Floor
Toronto, ON M5J 2X8
O: 416-359-7900
F: 416-981-2779

MONTREAL

1800 McGill College Ave., Suite 2600
Montreal, QC H3A 3J6
O: 514-841-9220
F: 514-841-1070

NHL DIRECTORY



Gary B. Bettman
Commissioner



William Daly
Deputy Commissioner



Colin Campbell
Senior Executive Vice President
of Hockey Operations

NHL COMMUNICATIONS (@PR_NHL)

GARY MEAGHER,

Executive Vice President, Communications
O: 416-359-7960, C: 416-729-4700, gmeagher@nhl.com

FRANK BROWN,

Group Vice President, Communications
O: 212-789-2042, C: 347-853-4390, fbrown@nhl.com
* Commissioner's Office requests

JAMEY HORAN,

Group Vice President, Event Communications &
Player Development
O: 212-789-2785, C: 646-652-9981, jhoran@nhl.com
* Deputy Commissioner requests and event/player
development inquiries

JOHN DELLAPINA,

Group Vice President, Communications
O: 212-789-2115, C: 917-363-7988, jdellapina@nhl.com
* Department of Player Safety requests and general
hockey inquiries

BENNY ERCOLANI,

Statistician & Information Officer
O: 416-359-7963, C: 416-729-5666, bercolani@nhl.com

GREG INGLIS,

Senior Director, News Services
O: 212-789-2065, C: 347-853-2461, ginglis@nhl.com
* Editorial content/research

NIRVA MILORD,

Director, Communications
O: 212-789-2123, C: 917-715-6187, nmilord@nhl.com
* Corporate communications and entertainment
publicity

JENNIFER MOAD,

Director, Communications
O: 416-359-7961, C: 416-527-2852, jmoad@nhl.com
* Hockey Operations and Officiating requests

CHRIS WOJCIK,

Director, Event Communications &
Player Development
O: 212-789-2097, C: 646-285-7711, cwojck@nhl.com
* Event inquiries

JULIE YOUNG,

Director, Communications
O: 416-359-7964, C: 416-605-3550, jyoung@nhl.com

DAVID KEON,

Senior Manager, Communications
O: 416-359-7962, C: 416-729-5665, dkeon@nhl.com
* International credentials

CHRIS ACKROYD,

Manager, Communications
O: 437-777-9296, C: 416-702-4645, cackroyd@nhl.com
* In-game communications

TREVOR BJERGSO,

Manager, Communications
O: 416-359-7965, C: 416-540-5306, tbjergso@nhl.com
* Social media inquiries and Central Scouting
requests

BRENDON CROSSMAN,

Manager, Communications
O: 416-359-7903, C: 416-702-4645, bcrossman@nhl.com
* In-game communications

JASMINE GHAFOUR,

Manager, Communications
O: 416-359-7968, C: 647-808-4876, jghafour@nhl.com
* Corporate communications

JOSH BERNSTEIN,

Coordinator, Communications
O: 212-789-2609, jbpr@nhl.com
* Editorial content/research and Morning Skate

NICOLE BUCKLEY,

Coordinator, Event Communications & Player
Development
O: 212-789-2066, nicbuckley@nhl.com
* Event credentials

JEFF DAY,

Coordinator, Event Communications & Player
Development
O: 212-789-2108, jday@nhl.com

GINA MORRA,

Assistant, Event Communications & Player
Development
O: 212-789-2690, gmorra@nhl.com

NHL HOCKEY OPERATIONS

2016-17 NHL OFFICIALS

REFEREES

<u>Name</u>	<u>Number</u>
Brenk, Jacob*	42
Charron, Francis	6
Chmielewski, Tom*	43
Dwyer, Gord	19
Furlatt, Eric	27
Hanson, Trevor	31
Hebert, Ghislain	22
Hebert, Jean	15
Jackson, Dave	8
Joannette, Marc	25
Kowal, Tom	32
Kozari, Steve	40
L'Ecuyer, Frederick	17
Lambert, Pierre*	47
Lee, Chris	28
Leggo, Mike	3
Lewis, Dave*	46
Luxmore, Thomas John	21
MacDougall, Peter*	45
McCauley, Wes	4
McIsaac, Jon	2
Meier, Brad	34
Morton, Dean	36
Nicholson, Kendrick	30
O'Halloran, Dan	13
O'Rourke, Dan	9
Peel, Tim	20
Pochmara, Brian	16
Pollock, Kevin	33
Rank, Garrett	7
Rehman, Kyle	10
Romasko, Evgeny*	39
Rooney, Chris	5
Schlenker, Chris*	48
Skilliter, Graham	24
South, Furman*	44
St. Pierre, Justin	12
St-Laurent, Francois	38
Sutherland, Kelly	11
Voss, Cameron*	41
Walsh, Ian	29
Watson, Brad	23

LINESMEN

<u>Name</u>	<u>Number</u>
Alphonso, Shandor	52
Amell, Derek	75
Barton, Steve	59
Berg, Devin	87
Brisebois, David	96
Cameron, Lonnie	74
Cherrey, Scott	50
Cormier, Michel	76
Daisy, Ryan*	81
Devorski, Greg	54
Driscoll, Scott	68
Galloway, Ryan	82
Gawryletz, Brandon	64
Gibbons, Ryan	58
Gibbs, Darren	66
Grandt, John*	98
Henderson, Don	91
Heyer, Shane	55
Knorr, Trent	63
Kovachik, Brad	71
Mach, Brian	78
MacPherson, Matt	83
Miller, Steve	89
Murchison, Kiel	79
Murphy, Brian	93
Murray, Jonny	95
Nagy, Kory*	97
Nansen, Derek	70
Nowak, Tim	77
Pancich, Bryan	94
Racicot, Pierre	65
Rody, Vaughan	73
Sericolo, Anthony	84
Sharrers, Jay	57
Shewchyk, Mark	92
Wheler, Mark	56

*Minor league officials

DIVISIONAL ALIGNMENT

The NHL's divisional alignment and scheduling matrix ensures all 30 teams play in all 30 arenas at least once each season. In creating more geographically-appropriate groupings, the NHL has two eight-team divisions in the Eastern Conference and two seven-team divisions in the Western Conference.

WESTERN CONFERENCE

Pacific Division

Anaheim
Arizona
Calgary
Edmonton
Los Angeles
San Jose
Vancouver

Central Division

Chicago
Colorado
Dallas
Minnesota
Nashville
St. Louis
Winnipeg

EASTERN CONFERENCE

Metropolitan Division

Carolina
Columbus
New Jersey
NY Islanders
NY Rangers
Philadelphia
Pittsburgh
Washington

Atlantic Division

Boston
Buffalo
Detroit
Florida
Montreal
Ottawa
Tampa Bay
Toronto

NHL HOCKEY OPERATIONS

REGULAR-SEASON SCHEDULE MATRIX

Western Conference (7-Team Divisions)

Within Conference (Division): 29 games

* 5 games vs. five teams (3 Home/2 Away vs. two teams, 2 Home/3 Away vs. three teams) **AND**
4 games vs. one team (2 Home/2 Away). Teams rotated on a yearly basis.

* 5 X 5 = 25 games

* 1 X 4 = 4 games

Within Conference (Non-Division): 21 games

* 3 games vs. each team (2 Home/1 Away vs. four teams, 1 Home/2 Away vs. three teams).

Teams rotated on a yearly basis.

* 3 X 7 = 21 games

Non-Conference: 32 games

* 2 games vs. each team (1 Home/1 Away)

* 2 X 16 = 32 games

(Exception: one team from each division plays one less game inside Division and one more game inside Conference outside Division).

Eastern Conference (8-Team Divisions)

Within Conference (Division): 30 games

* 5 games vs. two teams (3 Home/2 Away vs. one team, 2 Home/3 Away vs. one team) **AND**
4 games vs. five teams (2 Home/2 Away). Teams rotated on a yearly basis.

* 5 X 2 = 10 games

* 4 X 5 = 20 games

Within Conference (Non-Division): 24 games

* 3 games vs. each team (2 Home/1 Away vs. four teams, 1 Home/2 Away vs. four teams).

Teams rotated on a yearly basis.

* 3 X 8 = 24 games

Non-Conference: 28 games

* 2 games vs. each team (1 Home/1 Away)

* 2 X 14 = 28 games

STANLEY CUP PLAYOFF FORMAT

Playoff qualification will be primarily Division-based, with the top three finishers in each Division qualifying for the first 12 spots in the Stanley Cup Playoffs (and the first three "seeds" in each Division).

The two additional playoff spots in each Conference, designated as "Wild Cards," will be awarded to the next two highest-placed finishers in each Conference, ranked on the basis of regular-season points and regardless of Division.

"Seeding" of the Wild Card teams within each Divisional Playoff will be determined on the basis of regular-season points. The first-place finisher with the most regular-season points in the Conference will be matched against the Wild Card team with the fewest regular-season points, and the first-place finisher with the second-most regular season points in the Conference matched against the Wild Card team with the second-fewest regular-season points.

The Playoffs will proceed as follows:

* #1 vs. #4 / #2 vs. #3 -- winners play each other for berth in Conference Championship

* Conference Finals -- Two advancing teams in the West and two advancing teams in the East meet in Conference Championship

* Eastern and Western Conference Champions meet in Stanley Cup Final

The League will play under this new alignment and playoff system for a minimum of three seasons, through the 2015-16 NHL season.

2016-17 NHL KEY DATES

September

- 17 - Oct. 1 2016 World Cup of Hockey tournament (Air Canada Centre, Toronto, Ont.)
- 22 Training camps open
- 22 CCM/USA Hockey All-American Prospects Game (Philadelphia, Pa.)
- 25 Preseason schedule begins

October

- 2 2016 Kraft Hockeyville™ Canada (Kal Tire Place, Vernon, B.C.)
Los Angeles Kings vs. Edmonton Oilers
- 4 2016 Kraft Hockeyville™ USA (Lakeview Arena, Marquette, Mich.)
Carolina Hurricanes vs. Buffalo Sabres
- 11 Opening day playing rosters set (5 p.m. ET)
- 12 Opening night: 2016-17 NHL regular season begins
Edmonton Oilers play first NHL game at Rogers Place (vs. Calgary)
- 13 Pittsburgh Penguins raise Stanley Cup banner
Washington Capitals at Pittsburgh Penguins
- 22 2016 Tim Hortons NHL Heritage Classic™ Alumni Game:
Investors Group Field (Winnipeg, Man.)
- 23 2016 Tim Hortons NHL Heritage Classic™
Edmonton Oilers at Winnipeg Jets
Investors Group Field (Winnipeg, Man.)
- 24 - Nov. 18 Hockey Fights Cancer Awareness Month

November

- 11 Hockey Hall of Fame Game:
Philadelphia Flyers at Toronto Maple Leafs
- 14 Hockey Hall of Fame induction ceremony (Toronto, Ont.)
Inductees: Eric Lindros, Sergei Makarov, Rogatien Vachon (Player category); Pat Quinn (Builder category); Sam Rosen, Bob Verdi (Media honorees).
- 15 NHL General Managers Meeting (Toronto, Ont.)
- 25 2016 Discover NHL Thanksgiving Showdown™
New York Rangers at Philadelphia Flyers (1 p.m. ET)
- 26 NHL Founders Day (1917)
- 30 U.S. Hockey Hall of Fame Induction (Philadelphia, Pa.)
Inductees: 1996 World Cup of Hockey championship team, Craig Janney, Bill Belisle
Celebration of Lester Patrick (Philadelphia, Pa.)
Recipients: TBA

December

- 1 Signing deadline for Group 2 free agents (5 p.m. ET)
- 19-27 Holiday roster freeze in effect: For all players on an NHL active roster, injured reserve, or with non-roster and injured non-roster status as of midnight (local time) Dec. 19, a roster freeze shall apply through midnight (local time) Dec. 27, with respect to waivers, trades and loans, subject to the exceptions provided for in CBA Article 16.5 (d).
- 24-26 Holiday break (no scheduled practices - dressing rooms closed)
- 26 - Jan. 5 IIHF World Junior Championship (Montreal, Que. & Toronto, Ont.)
- 31 2017 NHL Winter Classic® Alumni Game
Busch Stadium (St. Louis, Mo.)

2016-17 NHL KEY DATES

January

1	NHL Centennial Classic™ Detroit Red Wings at Toronto Maple Leafs BMO Field (Toronto, Ont.)
2	2017 Bridgestone NHL Winter Classic® Chicago Blackhawks at St. Louis Blues Busch Stadium (St. Louis, Mo.)
10	USHL/NHL Top Prospects Game (Sioux Falls, S.D.)
Week of 16th	NHL Central Scouting Mid-Season Rankings release
27-30	NHL All-Star Break (no games played)
27-29	No scheduled practices - dressing rooms closed
28 - 30	AHL All-Star Classic (Allentown, Pa.)
28	NHL All-Star Skills Competition™ STAPLES Center (Los Angeles, Calif.)
29	2017 NHL All-Star Game STAPLES Center (Los Angeles, Calif.)
30	CHL/NHL Top Prospects Game (Quebec City, Que.)
31	NHL regular season resumes

February

1	Hockey is for Everyone Month
18	17th Annual Scotiabank Hockey Day in Canada (Host: Kenora, Ont.)
25	2017 Coors Light NHL Stadium Series™ Philadelphia Flyers at Pittsburgh Penguins Heinz Field (Pittsburgh, Pa.)
19 - 26	Hockey Week Across America (USA Hockey)

March

1	Trade Deadline (3 p.m. ET)
6-8	NHL General Managers Meeting (Boca Raton, Fla.)

April

6-8	NCAA Frozen Four (United Center, Chicago, Ill.)
9	Last day of regular season Final regular season game at Joe Louis Arena (5 p.m.)
Week of 10th	NHL Central Scouting Final Rankings release
12	Stanley Cup Playoffs begin
13-23	IIHF Under-18 World Championship (Poprad & Spisska Nova Ves, Slovakia)
TBA	2017 NHL Draft Lottery

May

5-21	IIHF World Championship (Cologne, Germany & Paris, France)
18-28	CHL Memorial Cup (Windsor, Ont.)
28-June 3	2017 NHL Combine (Buffalo, N.Y.)

June

14	Last possible day for 2017 Stanley Cup Final
23-24	2017 NHL Draft (United Center, Chicago, Ill.)
TBA	2017 NHL Awards

July

1	Free agency begins (12 p.m. ET)
5	Deadline for player-elected salary arbitration notification (5 p.m. ET)
6	Deadline for club-elected salary arbitration notification (5 p.m. ET)
20-Aug. 4	Salary arbitration hearings held

August

6	Deadline for salary arbitration decisions to be rendered
---	----------------------------------------------------------

HOW TO FIGURE

Assist: An assist is awarded to the player or players (maximum of two) who touched the puck prior to the goal, provided no defender plays or possesses the puck in between.

Game Played: A player receives credit for playing in a game if: i) he steps on the ice during time played or; ii) serves any penalty.

Game-Winning Goal: After the final score has been determined, the goal which leaves the winning Club one goal ahead of its opponent is the game-winning goal (example: if Team A beats Team B 8-3, the player scoring the fourth goal for Team A receives credit for the game-winning goal).

Goal: A goal is awarded to the last player on the scoring Club to touch the puck prior to the puck entering the net.

Goals-Against Average: Multiply goals allowed (GA) by 60 and divide by minutes played (MINS).

Goaltender: A goaltender receives a "W" for a win in regulation, overtime or shootout; an "L" for a loss in regulation; or an "OT" for a loss in overtime or shootout.

Penalty-Killing Pct.: Subtract total number of power-play goals allowed from total number of shorthanded situations to get total number of power-plays killed. Divide the total number of power-plays killed by the total number of shorthanded situations.

Plus-Minus: A player receives a "plus" if he is on the ice when his Club scores an even-strength or shorthand goal. He receives a "minus" if he is on the ice for an even-strength or shorthand goal scored by the opposing Club. The difference in these numbers is considered the player's plus-minus statistic.

Power-Play Goal: A goal scored by a Club while it has a manpower advantage due to an opponent's penalty. Following are some examples of what is and is not considered a power-play goal:

- if a Club has an advantage on a minor penalty starting at 2:02 of the period and it scores at 4:02, the goal is not a power-play goal.
- if a Club scores on a delayed penalty, the goal is not a power-play goal.
- if a Club has an advantage due to a five-minute major or match penalty, that Club is always credited with having one more advantage than the number of power-play goals it scores during that advantage, because the penalty does not expire. A new advantage begins after each power-play goal. For example, if Team A scores three goals during a major penalty, it is credited with four advantages.
- if a Club is on a power-play for any length of time, it is considered to have had an advantage.
- if a minor penalty is incurred by a Club on a power-play due to a major penalty, a new advantage is given to that Club when its minor penalty expires, provided the opponent's major penalty is still in effect.

Power-Play Percentage: Total number of power-play goals divided by total number of power-play opportunities.

Save Percentage: Subtract goals allowed (GA) from shots against (SA) to determine saves. Then divide saves by shots-against.

Shooting Percentage: Divide the number of goals scored by the number of shots taken.

Shorthand Goal: A goal scored by a Club while it is at a manpower disadvantage. The same cases apply for shorthand as for power-play goals, but in the opposite manner.

Shot on Goal: If a player shoots the puck with the intention of scoring and if that shot would have gone in the net had the goaltender not stopped it, the shot is recorded as a "shot on goal".

Shutout: If two goaltenders combine for a shutout, neither receives credit for the shutout. Instead it is recorded as a Club shutout.

Tenths of a Second: If a penalty or goal occurs in the last minute, the time is rounded off to the previous second (ex: if a penalty is called with 12.4 seconds left in a period, the time is indicated as 19:47 and not 19:48.)

Coaches Record: A coach receives a "W" for a win in regulation, overtime or shootout; an "L" for a loss in regulation; or an "OT" for a loss in overtime or shootout.

****Note:** No individual skater/goaltender statistics apply for the shootout.

LEAFS TV / BROADCAST TEAM



The source for every imaginable bit of Maple Leafs news, Leafs TV is the go-to destination for Leafs Nation. Leafs TV provides robust pre-and post-game shows for every Leafs game while the Toronto Marlies, the Leafs' American Hockey League affiliate, are also the subject of extensive coverage. Leafs TV devotes considerable air time to historical Leaf games and features on Maple Leafs alumni.



**JOE
BOWEN**

Play-by-Play

Joe Bowen enters his 35th year as the voice of the Toronto Maple Leafs. The Sudbury, Ontario began his radio career by doing play-by-play for the Sudbury Wolves of the Ontario Hockey League for eight years, and had a three-year stint with the former Montreal Canadiens' American Hockey League affiliate, the Nova Scotia Voyageurs.

Paul Hendrick returns for his 19th season as the Maple Leafs' sideline reporter for Leafs TV. He is also co-host of Leafs Today, and Gate 5 Live pre and post-game shows on Leafs TV. Prior to joining Leafs TV, the native of Noranda, Quebec spent time with CHCH TV in Hamilton and CKCV TV and radio in Sault Ste. Marie, Ontario. Hendrick, a graduate from the University of Toronto in Political Science, was also the play-by-play voice of Ontario University football and basketball for 15 years on CHCH TV.



**PAUL
HENDRICK**

Reporter



**JIM
RALPH**

Colour
Commentator

Jim Ralph enters his 18th season providing colour commentary and pregame show analysis for all Maple Leafs' radio broadcasts. Ralph has also spent time on the Global Television Network as a reporter on Sportsline and co-host of Molson Leaf Hockey. He began his broadcasting career with TSN as a co-host of Rinkside, a weekly half-hour hockey show. The native of Sault Ste. Marie, Ontario played seven seasons of professional hockey as a goaltender with the Colorado Flames (CHL), Springfield Indians (AHL), Baltimore Skipjacks (AHL), Milwaukee Admirals (IHL), Nova Scotia Oilers (AHL) and Newmarket Saints (AHL). He also suited up for four seasons with the Ottawa 67's (OHA/OHL), and was named a first team all-star in 1981 and second team all-star in 1982. Ralph was drafted by the Chicago Blackhawks in the eighth round, 162nd overall, in the 1980 NHL Entry Draft.